

2024 OFFICIAL




MEDIA GUIDE

St. Louis Cardinals



FOR THE LOU



38.6226° N, 90.1928° W

BUSCH STADIUM

St. Louis Cardinals

2024 SCHEDULE

MARCH/APRIL

SUN	MON	TUE	WED	THU	FRI	SAT
24	25	26	27	28	29	30
				LAD 3:10	LAD 9:10	LAD 8:10
31	E 1	2	3	4	5	6
LAD 6:10	SD 8:40	SD 8:40	SD 3:10	MIA 3:15		MIA 1:15
7	8	9	10	11	12	13
MIA 1:15	PHI 6:45	PHI 6:45	PHI 12:15		ARI 8:40	ARI 7:10
14	15	16	17	18	19	20
ARI 3:10	OAK 8:40	OAK 8:40	OAK 2:37		MIL 7:15	MIL 1:15
21	22	23	24	25	26	27
MIL 1:15	ARI 6:45	ARI 6:45	ARI 12:15		NYM 6:10	NYM 3:05
28	29	30				
NYM 12:40	DET 5:40	DET 5:40				

MAY

SUN	MON	TUE	WED	THU	FRI	SAT
			1	2	3	4
			DET 12:10		CWS 7:15	CWS 1:15
5	6	7	8	9	10	11
CWS 1:15	NYM 6:45	NYM 6:45	NYM 12:15	MIL 6:40	MIL 7:10	MIL 6:15
12	13	14	15	16	17	18
MIL 1:10	LAA 8:38	LAA 8:38	LAA 8:07		BOS 7:15	BOS 6:15
19	20	21	22	23	24	25
BOS 1:15	BAL 6:45	BAL 6:45	BAL 12:15		CHC 7:15	CHC 6:15
26	E 27	28	29	30	31	
CHC 6:10	CIN 3:10	CIN 5:40	CIN 12:10		PHI 5:40	

JUNE

SUN	MON	TUE	WED	THU	FRI	SAT
						1
						PHI 6:15
2	3	4	5	6	7	8
PHI 12:35	HOU 7:10	HOU 7:10	HOU 1:10	COL 6:45	COL 7:15	COL 3:15
9	10	11	12	13	14	15
COL 1:15		PIT 6:45	PIT 6:45	PIT 1:15	CHC 1:20	CHC 1:20
16	17	18	19	20	F 21	22
CHC 1:20	MIA 5:40	MIA 5:40	MIA 11:40	SF 6:15		SF 1:15
23	SF 24	25	26	27	28	29
1:15	ATL 6:45	ATL 6:45	ATL 6:15	CIN 6:45	CIN 7:15	CIN 1:15
30						
CIN 1:15						

JULY

SUN	MON	TUE	WED	THU	FRI	SAT
	1	2	3	4	5	6
			PIT 5:40	PIT 5:40	PIT 11:35	WSH 5:45
7	8	9	10	11	12	13
WSH 12:35	WSH 3:05	KC 6:45	KC 6:45		CHC 7:15	CHC 1:15
14	15	16	17	18	19	20
CHC 1:15					ATL 6:20	ATL 6:20
21	22	23	24	25	26	27
ATL 12:35	PIT 5:40	PIT 5:40	PIT 11:35		WSH 7:15	WSH 6:15
28	29	30	31			
WSH 1:15	TEX 6:45	TEX 6:45	TEX 1:15			

AUGUST

SUN	MON	TUE	WED	THU	FRI	SAT
				1	2	3
				CHC 7:05	CHC 1:20	CHC 1:20
4	5	6	7	8	9	10
CHC 1:20		TB 6:45	TB 6:45	TB 6:15	KC 7:10	KC 6:10
11	12	13	14	15	16	17
	CIN 5:40	CIN 5:40	CIN 5:40		LAD 7:15	LAD 6:15
18	19	20	21	22	23	24
LAD 1:15		MIL 6:45	MIL 6:45	MIL 1:15	MIN 7:10	MIN 6:10
25	26	27	28	29	30	31
MIN 1:10	SD 6:45	SD 6:45	SD 6:45	SD 1:15	NYG 6:05	NYG 12:05

SEPTEMBER

SUN	MON	TUE	WED	THU	FRI	SAT
1	2	3	4	5	6	7
NYG 12:35	MIL 1:10	MIL 6:40	MIL 6:40		SEA 7:15	SEA 6:15
8	9	10	11	12	13	14
SEA 1:15		CIN 6:45	CIN 6:45	CIN 12:15	TOR 6:07	TOR 2:07
15	16	17	18	19	20	21
TOR 12:37	PIT 6:45	PIT 6:45	PIT 6:45	PIT 6:15	CLE 7:15	CLE 6:15
22	23	24	25	26	27	28
CLE 1:15		COL 7:40	COL 7:40	COL 2:10	SF 9:15	SF 3:05
29	30					
SF 2:05						

HOME

AWAY

Game times subject to change
All Game Times are Central Time

All games broadcast on KMOX 1120 AM / 98.7 FM
and the Cardinals Radio Network

All home games broadcast in Spanish
on WIJR 880AM.

Ⓡ = Bally Sports Midwest
F = FOX
E = ESPN or ESPN2
A+ = Apple TV+

■ Played at Rickwood Field – Birmingham, AL

BIRMINGHAM,
ALABAMA

JUNE 20TH

RICKWOOD FIELD
EST. 1910

MLB AT
**RICKWOOD
FIELD** JUNE 2024
EST 1910
A TRIBUTE TO THE NEGRO LEAGUES

STL
VS
STL



Built in 1910, Birmingham's Rickwood Field is the oldest ballpark in the United States.

Rickwood Field served as the home of the Birmingham Black Barons of the Negro Leagues from 1920 to 1960, as well as various Minor League teams for much of the following three decades. It is one of just five remaining primary home ballparks for Negro Leagues teams.

Numerous legends of the Negro Leagues played at Rickwood Field, including Jackie Robinson, Willie Mays, Josh Gibson, Satchel Paige, Cool Papa Bell, and Buck Leonard.

180 National Baseball Hall of Famers played or managed at Rickwood Field, including Babe Ruth, Ty Cobb, Honus Wagner, and Ted Williams.

On April 1, 1954 the Cardinals participated in the first integrated game at Rickwood Field, a 7-4 exhibition win over the White Sox. The Cardinals' Tom Alston was the first Black batter in an integrated game at the stadium, and Stan Musial and Red Schoendienst each homered in the contest.



ST. LOUIS CARDINALS 2024 MEDIA GUIDE



TABLE OF CONTENTS

Schedule, 2024	Inside Front Cover	Cardinals Management Bios	7 - 13
Staff Directory.....	3 - 6	Baseball Operations Staff Bios.....	14 - 24

THE 2024 ST. LOUIS CARDINALS

Manager Oliver Marmol's Biography	26 - 27	Milestones	50
Coach Biographies	28 - 45	Birthdays & Anniversaries	51
Roster	46 - 49	Player Profiles.....	54 - 256

PLAYER DEVELOPMENT AND MINOR LEAGUE SYSTEM

Minor League Affiliate History	259	2023 Draft Picks & First-Round Picks 1965-Present.....	288
Player Development Staff.....	260 - 277	Top 30 Cardinals Prospects.....	289
Cardinals Minor League Records.....	278 - 283	George Kissell Award	290
Minor League Player & Pitcher Award Winners.....	285	Minor League Player Biographies	293 - 344



© Copyright 2024, St. Louis Cardinals L.L.C.

The 2024 St. Louis Cardinals Media Guide was produced by the Cardinals Communications Department. Editorial Contributors: Tom Orf and Tom Schott. Production Coordinator: Lisa Catlin, BrickStreet Creative. Special thanks to Elias Sports Bureau, ESPN, MLB.com, Stats L.L.C., Sports Reference, Arizona Fall League, and National Baseball Hall of Fame and Museum for their contributions. Cover design by Tyler Munie. Printing by Modern Litho. Photos by Taka Yanagimoto, Dan Donovan, Scott Rovak, Ben Munson, Billy Hurst, Bill Greenblatt, UPI, Milo Stewart Jr./National Baseball Hall of Fame and Museum, and MLB Photo. Content is based on information available through March 9, 2024.



Executive Offices:
700 Clark Avenue • St. Louis, MO 63102
(314) 345-9600 • cardinals.com

EXECUTIVE OFFICERS

Chairman & Chief Executive Officer	William O. DeWitt Jr.
President	William O. DeWitt III
Senior Administrative Assistant	Julie Laningham
Senior Vice President & General Counsel	Mike Whittle
Senior Administrative Assistant	Grace Kell
Associate Counsel	Nick Garzia
Vice President, Business Development	Dan Good
Senior Vice President of Business Operations	
.....	Anuk Karunaratne
Senior Administrative Assistant	Gail Ruhling

BASEBALL OPERATIONS

President of Baseball Operations	John Mozeliak
Vice President & General Manager	Michael Girsch
Senior Executive Assistant to the President of	
Baseball Operations	Linda Brauer
Assistant GM/Major League Ops & Int. Scouting.....	Moisés Rodriguez
Assistant GM & Director of Scouting.....	Randy Flores
Assistant GM & Director Player Development.....	Gary LaRocque
Advisor to the President of Baseball Operations	Chaim Bloom
Special Assistant to the President of Baseball Ops.....	Joe McEwing
Special Assistant to the President of Baseball Ops.....	Yadier Molina
Special Assistant to the GM, Player Procurement.....	Matt Slater
Director, Baseball Administration.....	John Vuch
Director, Player Communications	Melody Yount
Assistant Director, International Operations	Joseph Quezada
Manager, Player Development & Performance.....	Emily Wiebe
Manager, Professional Scouting.....	Jared Odum
Manager, Video Operations.....	Javier Duren
Amateur Manager, Domestic Scouting.....	Ty Boyles
Tech Specialist.....	Brady Hall

BASEBALL ANALYTICS

Senior Director, Baseball Development.....	Jeremy Cohen
Project Director, Baseball Development.....	Matt Bayer
Director, Analytics	Kevin Seats
Lead Data Scientist	Alan Kessler
Senior Data Scientist.....	Garrett Greenwood
Amateur Scouting Analyst	Julia Prusaczyk
International Scouting Analyst	John Kern
Junior Analyst.....	Katie Kuhlman
Junior Analyst.....	Lauren Lott

BASEBALL SYSTEMS

Senior Lead Application Developer	Brian Seyfert
Lead Analytics Engineer	Todd Heitmann
Lead Data Engineer	Nathan Nutter
Lead Cloud Architect.....	John Weeks
Application Developer II	Austin Lukaschewski
Analytics Engineer II	Jack Hanley
Application Developer	Chae Hun Lim
Junior Data Engineer	Sabrina Escalona
Junior Application Developer	Mason Kelley

BASEBALL OPERATIONS (CONTINUED)

TRAVEL & CLUBHOUSE

Director, Team Travel	Ernie Moore
Head Clubhouse Manager.....	Mark Walsh
Assistant Equipment Manager.....	Andy Bollier
Home Clubhouse Assistant	Andrew Rettig
Home Clubhouse Assistant	Tyler Stokes
Home Clubhouse Assistant	Craig Woehlke
Visiting Clubhouse Manager.....	Rip Rowan
Video Coordinator, Major Leagues	Chad Blair
Assistant Video Coordinator, Major Leagues	Dan O'Connor
Video Room Assistant.....	Mike Meier

PERFORMANCE & MEDICAL

Director of Medical Operations/Head Athletic Trainer ...	Adam Olsen
Assistant Athletic Trainer	Chris Conroy
Assistant Athletic Trainer/Medical Adm	Keith Joynt
Assistant Director of Performance	Thomas Knox
Performance Specialist.....	Jason Shutt
Head Strength & Conditioning Coach.....	Lance Thomason
Assistant Strength & Conditioning Coach.....	Frank Witkowski
Major League Physical Therapist	Matt Leonard
Soft Tissue Specialist.....	Cyrus Poitier
Mental Skills & Well-Being Coordinator	Brian Alazzawi
Head Team Physician/Orthopedist.....	Dr. George Paletta
Major League Medical Services Coordinator	Dr. Brian Mahaffey
Team Orthopedist	Dr. Matthew Steffes
Team Orthopedist	Dr. Shalen Kouk
Primary Care/Sports Medicine Physician	Dr. Christian Very
Primary Care Sports Medicine Physician	Dr. Nick Greiner
Team Chiropractor	Dr. Michael E. Murphy
Team Dentist.....	Dr. Dan Bergman
Team Ophthalmologist.....	Dr. Frank Garcia-Ferrer
Concussion Specialist.....	Dr. Brandon Larkin



BASEBALL OPERATIONS (CONTINUED)

PLAYER DEVELOPMENT

Assistant GM & Director Player Development.....Gary LaRocque
Special Advisor/Minor League Hitting Instructor.....Ryan Ludwick
Special Advisor/ Minor League Pitching Instructor.....Jason Isringhausen
Coordinator, Player DevelopmentAntonio Mujica
Jupiter Complex Coordinator James Bae
Minor League Equipment ManagerDave Vonderhaar
Minor League Clubhouse Attendant..... John Robert (J.R.) Dawson
Minor League Instructor.....José Oquendo
Senior Minor League Pitching Coordinator..... Tim Leveque
Hitting Coordinator Russ Steinhorn
Assistant Minor League Hitting Coordinator Brock Hammit
Florida Complex Pitching Coordinator.....Rick Harig
Medical Coordinator..... Chris Whitman
Strength and Conditioning CoordinatorJacqueline Gover
Rehabilitation CoordinatorVictor Kuri
Performance Specialist.....Ross Hasegawa
Performance Specialist.....Megumi Pennebaker
Rehabilitation Performance Specialist.....Nick Arpino
Video & Technology Specialist/Jupiter Tech Specialist...Brady Hall
Dominican Republic Medical Coordinator Pedro Betancourt
Athletic Trainer, MemphisDan Martin
Athletic Trainer, Springfield.....Alex Wolfinger
Athletic Trainer, Peoria.....Paden Eveland
Athletic Trainer, Palm Beach Jeff Case
Athletic Trainer, Florida Complex League Kiomy Martinez-Ortiz
Athletic Trainer, Florida Complex LeagueRiku Shabata
Athletic Trainer, Dominican Summer League.....Albert Navarro
Strength & Conditioning Coach, Memphis..... Henry Torres III
Strength & Conditioning Coach, Springfield Ryan Duffy
Strength & Conditioning Coach, Peoria..... Campbell Quirk
Strength & Conditioning Coach, Palm Beach... Harben Filho Branco
Strength & Conditioning Coach, FCL..... Spencer Clevenger
Strength & Conditioning Coach, FCL..... Ryuta Takahashi
Strength & Conditioning Coach, DSL Elvis Hernandez
Strength & Conditioning Coach, DSL Gerardo De Leon

PROFESSIONAL SCOUTING

Special Assistant to Scouting Director Jeff Ishii
Professional Scout Brian Hopkins
Professional Scout Aaron Klinec
Professional Scout Deric McKamey
Professional Scout Craig Richmond
Professional Scout Joe Rigoli
Professional Scout Kerry Robinson

INTERNATIONAL SCOUTING

Senior International Crosschecker Joe Almaraz
International Crosschecker Damaso Espino
Senior Latin American Crosschecker/DR Scouting Supervisor
..... Angel Ovalles
Latin American Crosschecker/DR Crosschecker Alix Martinez
Venezuela Scouting Supervisor Jose Gonzalez Maestre
Colombia/Latin America Crosschecker Carlos Balcazar
Scout - Mexico Ramon Garcia
Scout - Japan Isao O'Jimi
Area Scout - Dominican Republic..... Gabriel Corporan
Area Scout - Dominican Republic..... Filiberto Fernandez
Area Scout - Dominican Republic..... Braly Richzman
Area Scout - Dominican Republic..... Carlos Pellerano
Area Scout - Venezuela Wilmer Castillo
Area Scout - Venezuela Neriell Morillo
Area Scout - Venezuela Jesus Perez
Area Scout - Venezuela Estuar Ruiz
Venezuela Video & Technology Assistant..... Carlos Gonzalez

INTERNATIONAL OPERATIONS

Administrator, Dominican Republic Ops..... Aaron Rodriguez
Assistant, Dominican Republic Ops Esmeralda Hernandez
Clubhouse Manager, Dominican Republic..... Sandy Alvarez
Head Groundscrew Marcos Zorrilla

AMATEUR SCOUTING

Nat. Crosschecker/Special Asst. to Scouting Dir..... Jamal Strong
National Crosschecker..... Aaron Looper (Shawnee, OK)
National Crosschecker..... Zachary Mortimer (Piles Grove, NJ)
Midwest Region Crosschecker Jabari Barnett (Dallas, TX)
West Region Crosschecker Aaron Krawiec (Gilbert, AZ)
Southeast Region Crosschecker..... Clint Brown (Braselton, GA)
Northeast Region Crosschecker..... Sean Moran (Furlong, PA)
Area Scout Jason Bryans (Tecumseh, ON)
Area Scout TC Calhoun (Abingdon, VA)
Area Scout Scott Cousins (Scottsdale, AZ)
Area Scout Mike Garciaparra (Manhattan Beach, CA)
Area Scout Dirk Kinney (Lenexa, KS)
Area Scout Keanan Lamb (Birmingham, AL)
Area Scout Josh Lopez (West Palm Beach, FL)
Area Scout Donnie Marbut (Olympia, WA)
Area Scout Brian Moehler (Atlanta, GA)
Area Scout Jim Negrych (Phoenixville, PA)
Area Scout Pete Parise (Dallas, TX)
Area Scout Stacey Pettis (Brentwood, CA)
Area Scout Chris Rodriguez (Los Angeles, CA)
Area Scout Mauricio Rubio (Chicago, IL)
Part-Time Scout Juan C Ramos (Caguas, PR)
Part-Time Scout Paul Ah Yat (Hon, HI)

FRONT OFFICE



FINANCE & ADMINISTRATION

Sr. Vice President & CFO	Brad Wood
Vice President, Accounting and Payroll	John Lowry
Senior Administrative Assistant	Missy Liotta
Senior Director, Risk Management.....	Rex Carter
Director, Information Technology.....	Greg Pauli
Manager, Information Technology.....	Angie Bourget
Manager, Accounting.....	Paul Hayden
Supervisor, Accounting.....	Michelle Flach
Supervisor, Financial Reporting & AP	Tracey Sessions
Senior Payroll Accountant.....	Kurt Hoewel
Payroll Accountant	Marissa Hoover
Staff Accountant.....	Liz Blase
Staff Accountant.....	Tyler Richert
Accounting Analyst	Michael Klein
Accounts Payable Clerk.....	Marisol Avalos

STADIUM OPERATIONS

Vice President, Stadium Operations	Matt Gifford
Administrative Assistant.....	Hope Baker
Senior Director, Facility Operations and Planning.....	Hosei Maruyama
Senior Director, Field Operations	Bill Findley
Director, Event Operations.....	Ashleigh Middlebrook
Director, Guest Services and Quality Assurance	Cindy Richards
Director, Security.....	Michelle Spahn
Project Manager.....	Stanley Ruchalski
Manager, Field Operations	Justin Scott
Manager, Guest Services	Danielle Amann-Stewart
Manager, Janitorial Services	Ron Torrey, Jr.
Manager, Event Operations.....	Jeremy Neel
Supervisor, Logistics.....	George Laningham
Supervisor, Field Operations	Justin Hatcher
Supervisor, Security.....	Chris Palmer
Facility Coordinator	Mairead Scanlon
Facility Coordinator	Nicole Smythe
Coordinator, Quality Control	Ashley Angevine
Logistics Coordinator	Niko Marshall
Security Assistant.....	Megan Armstrong
Event Operations Assistant	Laney Thacker
Guest Service Assistant.....	Michael Harvey
Carpenter Foreman.....	Barry Abbett
Mechanical Technician Foreman.....	Ken Biekert
Painter Foreman	Patrick Barrett
Carpenter	Joe Schindler
Carpenter	Darin Stephens
Mechanical Technician	Sean Driver
Mechanic.....	Roy Reese
Logistics Crew Lead.....	Jerry Smith
Logistics Crew.....	Jacob Swanson
Grounds Crew.....	Dan Looney
Grounds Crew.....	Terry Moll

CARDINALS CARE & COMMUNITY RELATIONS

Vice President, Community Relations & Executive Director, Cardinals Care	Michael Hall
Administrative Assistant.....	Bonnie Parres
Director, Community Relations.....	Meghan Essman
Manager, Cardinals Care.....	Amanda Small
Manager, Communications & Charity Events.....	Marybeth Johnson
Manager, Community Relations	Lindsey Weber
Cardinals Care Program Administrator.....	Chelsea King
Community Relations Program Coordinator.....	Emily Westlove
Coordinator, Youth Baseball & Softball	Chris Suddeth

EVENT SERVICES & MERCHANDISING

Vice President, Event Services & Merchandising... ..	Vicki Bryant
Administrative Assistant	Sheila Pinski
Senior Director, Hospitality	Nate Green
Director, Special Events.....	Jenn Cotichio
Director, Retail Operations.....	Linda Johnson
Manager & Curator, Hall of Fame Museum.....	Amy Berra
Manager, Special Events Operations.....	Ethan Barnett
Manager, Tours & Museum Operations	Brittany Schelp
Manager, Hospitality	Leya Ruiz
Supervisor, Retail Operations.....	Austin Heflin
Supervisor, Retail Operations.....	Erik Jaffry
Supervisor, Stadium Tours & Museum Ops	Jennifer Urish
Collections Specialist.....	Erin Pruhs
Coordinator, Special Events	Amanda Beaton
Coordinator, Special Events	Meagan McVicker
Marketing Coordinator, Cardinals Nation	Megan Stubblefield
Administrative Assistant, Cardinals Nation.....	Jarina Ball

COMMUNICATIONS

Senior Director, Communications.....	Brian Bartow
Administrative Assistant.....	Carol Lueke
Assistant Director, Communications.....	Michael Whitty
Manager, Baseball Comm. & Media Services.....	Chris Tunno
Manager, Communications & Public Relations	Carson Shipley

HUMAN RESOURCES

Vice President, Human Resources.....	Jayne AB Riest
Director, DEI & Human Resources	Felicia Lamar
Human Resources Generalist	Lauren Dugan
Human Resources Generalist	Sara Stever
Human Resources Coordinator.....	Mikayla Blankenship



BUSINESS OPERATIONS

Vice President, Corporate Sales and Broadcasting Thane van Breusegen
Senior Director, Account Services & Alumni Relations ... Joe Pfeiffer
Director, Promotions & Events..... Megan Eberhart
Director, Partnership Assets & Broadcast Admin Kristin Livingston
Director, Cardinals Radio..... Kyle Dinges
Manager, Promotions & Events..... Kyle Cassidy
Manager, Alumni Relations..... Larry State
Manager, Cardinals Radio Network..... Benjamin Boyd
Supv., Alumni Relations & Exec., Account Svcs Tom Parchomski
Senior Account Executive, Corporate Sales..... Nic Zamora
Senior Account Executive, Cardinals Radio Adam Froidl
Supervisor, Kids Clinics & Exec., Account Services..... Gabe Kiley
Account Services Exec./Spanish Broadcast Coord. Celina Allen
Executive, Account Services Jake Aug
Executive, Account Services Whitney Clark
Traffic Coordinator, Cardinals Radio Robyn Curtis
Promotion and Event Coordinator..... Bryn Stevens

CONTENT AND PRODUCTION

Senior Director, Content and Production..... Tony Simokaitis
Director, Production & Creative Services Craig Wilson
Director, Editorial Content..... Brett McMillan
Director, Fan Entertainment & Corp. Content..... Katie Brandenburg
Manager, Creative Services Tyler Munie
Manager, Content & Advertising Production Matt Shead
Manager, Scoreboard Ops & Creative Services Jared Haukap
Production Services Chip Caray
Production Services Brad Thompson
Content Creator, Scoreboard & Creative Svcs Jonathan Marcus
Graphic Designers Vincent Diplairdes
Graphic Designers Noah Henry
Multimedia Editing Specialist Wes Froeschner
Multimedia Production & Editing Specialist Travis Hawkins
Multimedia Video Communications Specialist..... Emily Stephens
Production Coordinator..... Michael Langston
Coordinator, Fan Entertainment Caroline Smith
Mascot Coordinator..... Tim Falkner
Content Creator, Advertising Jodi Willenbrink

MARKETING AND BRAND EXECUTION

Senior Director, Marketing & Brand Management Martin Coco
Director, Photography Taka Yanagimoto
Manager, Marketing Melissa Tull
Marketing Specialist..... Catie Kassebaum
Marketing Coordinator Erin Krippene
Social Media Strategist Mike Bauer
Social Media Strategist Daniel Venn

PUBLICATIONS

Senior Director, Publications..... Steve Zesch
Senior Editor, Publications..... Jim Gilstrap
Senior Editor, Publications..... Elisabeth Meinecke
Senior Writer, Publications..... Stan McNeal
Senior Content Producer, Publications..... Mark Emmert
Business Development Supervisor..... Clarke Taylor

Vice President, Business Strategy & Analytics..... Mark Murray
Director, Purchasing Chris Molina
Director, Business Strategy-Analysis Jennifer Needham
Sr. Analyst, Business Strategy/Analytics..... Samantha Ross
Senior Buyer Heather Bacon
Senior Buyer Tracy Williams
Insights Analyst..... Ryan Melnick
Coordinator, Purchasing..... Jonathan Paterline

Vice President, Ticket Sales Joe Strohm
Administrative Assistant..... Lisa Haffer
Senior Director, Premium Sales & Service Dolores Scanlon
Senior Director, Ticket Sales & Retention Rob Fasoldt
Director, Group Sales Ryan Eberhart
Director, Ticket Operations Kerry Emerson
Manager, Group Sales Pierce Jefferson
Manager, Premium Sales & Service..... Julie Stevens
Manager, Season Tickets Lori Rains
Manager, Theme Tickets Bethany White
Manager, Ticket Development..... Andrew Dean
Manager, Ticket Fulfillment..... Jamie Brickler
Manager, Ticket Operations Mike Salony
Manager, Ticket Partnerships..... Cullen Speckhals
Supervisor, Season Tickets Scott Baker
Supervisor, Ticket Development..... Rasheed DeBord
Supervisor, Ticket Development..... Shannon Reese
Supervisor, Ticket Development..... Alex Stone
Supervisor, Ticket Operations Andrew Waldo
Sr. Account Executive, Group Sales..... Adele Meyer
Sr. Account Executive, Group Sales Reggie Whitted
Sr. Account Executive, Season Tickets..... Jeremy Busby
Sr. Sales Specialist, Small Group Mary Clare Bena
Account Executive, All-Inclusive Tickets Whitney Banker
Account Executive, Group Sales Thomas Burton
Account Executive, Group Sales Christian Heutel
Account Executive, Group Sales Thomas McCarty
Account Executive, Group Sales Mudi Munyati
Account Executive, Group Sales Ty Rogers
Account Executive, Group Sales Matt Zurheide
Account Executive, Premium Sales & Service Brianna Reese
Account Executive, Premium Sales & Service Matt Reisner
Account Executive, Season Tickets Madison Canoy
Account Executive, Season Tickets Nolyn Coughlin
Account Executive, Season Tickets Justin Frisch
Account Executive, Season Tickets Luke Gray
Account Executive, Season Tickets Mitch Handegan
Account Executive, Season Tickets Nathan Mackin
Account Executive, Season Tickets Nolan McLaughlin
Account Executive, Season Tickets Jacob Wuelling
Account Executive, Theme Tickets Shannon Fitzgerald
Account Executive, Ticket Services..... Nancy Landa
Account Executive, Ticket Services..... Paul Pohlman
Account Executive, Ticket Services..... Andrea Robinson
Account Executive, Ticket Services..... Kelly Walsh
Direct Sales Representative Josh Ashby
Direct Sales Representative Brian Barrett
Direct Sales Representative Jennifer Borgmann
Direct Sales Representative Joseph Breidecker
Direct Sales Representative Teddy Deles
Direct Sales Representative Sean Denby
Direct Sales Representative Rebecca Duttlinger
Direct Sales Representative Ethan Ekstrom
Direct Sales Representative Brendan Figueroa
Direct Sales Representative Jaron Gaston
Direct Sales Representative Nate Jacobs
Direct Sales Representative Jacob Knighton
Direct Sales Representative Brady Landreth
Direct Sales Representative Sam McNulty
Direct Sales Representative Noah Mussatto
Direct Sales Representative Luke Rebmann
Direct Sales Representative Cameron Stern
Direct Sales Representative Jacob Yeomans
Direct Sales Representative TJ Zobrist
Receptionist Courtney Morrison

FRONT OFFICE



WILLIAM O. DEWITT JR.

PRINCIPAL OWNER AND CHIEF EXECUTIVE OFFICER

Bill DeWitt Jr. has served as the Chairman and Chief Executive Officer of the Cardinals since 1996, when he led the purchase of the team from Anheuser Busch, and he and his immediate family acquired controlling interest in the team. DeWitt oversees all baseball, operational, financial and league matters for the team. He is Chairman of the Major League Baseball Finance Committee, former Chairman of the Executive Council, a member of the Competition Committee and has served on the Labor Policy Committee. In 2014, he served as Chairman of the Commissioner's Succession Committee. Mr. DeWitt is also a member of the board of the National Baseball Hall of Fame in Cooperstown.

DeWitt, a native St. Louisan, is a graduate of St. Louis Country Day School, received his B.A. Degree in economics from Yale University in 1963, and M.B.A. Degree from Harvard Business School in 1965. As the son of former baseball executive and team owner William O. DeWitt and Margaret H. DeWitt, he has deep roots in baseball dating back to his childhood. Mr. DeWitt's father began

his career with the Cardinals in 1916 and worked in a variety of executive positions under Branch Rickey until the early 1940s when he joined the St. Louis Browns as General Manager. He was twice named Major League Baseball Executive of the Year, was sole owner of the Cincinnati Reds from 1961-67 and majority owner of the Browns from 1949-51 when Bill, Jr. served as the team's bat boy. His uniform (number 1/8) was worn by Eddie Gaedel during his famous pinch hitting appearance on August 19, 1951.

DeWitt, Jr. has been a prior owner of the Cincinnati Reds, Texas Rangers, and Baltimore Orioles. He was also a shareholder of the NFL's Cincinnati Bengals and the WHA's Cincinnati Stingers, and has had a long career in private equity with Reynolds DeWitt & Co. and DeWitt Capital Group. He is married to the former Katharine Cramer of St. Louis, and they have four grown children: Katie, Bill, Andrew, and Margot, and 12 grandchildren.

Under his leadership, the Cardinals have had a number of significant achievements, including the following:

- Opened a new spring training facility in Jupiter, Fla., in 1998.
- Purchased the Palm Beach Cardinals of the Single-A Florida State League (A) in 1998.
- Purchased the Springfield Cardinals of the Double-A Texas League (AA) in 2005 and opened Hammons Field in Springfield, Mo.; subsequently sold the team in May 2023.
- Privately financed, built, and opened Busch Stadium in April, 2006.
- Hosted Major League Baseball's 2009 All-Star Game.
- Developed special events business highlighted by concerts by Dave Mathews Band, the Eagles, U2, Paul McCartney, Billy Joel, Metallica, Morgan Wallen, international soccer matches and the National Hockey League Winter Classic.
- Surpassed 3 million in attendance 23 times since 1996, including 18 consecutive seasons from 2004-23 (not counting Covid 19 seasons).
- Won 13 Division Titles (1996, 2000, 2001, 2002, 2004, 2005, 2006, 2009, 2013, 2014, 2015, 2019, 2022), four Wild Cards (2011, 2012, 2020, 2021), four National League Pennants (2004, 2006, 2011, 2013) and two World Championships (2006, 2011).
- Won 75 postseason games, most among all National League teams since 1996.
- In 2019, became the only team in Major League Baseball to reach the League Championship Series in 10 of the prior 20 seasons.
- Opened Ballpark Village in March 2014, and Phase II in 2020.
- Purchased the Memphis Redbirds of the Triple-A International League (AAA) in March 2014; subsequently sold the team in 2021.

ADDITIONAL INVESTORS

Andrew N. Baur Family
Stephen F. Brauer
James C. Davis
Frederick O. Hanser
G. Watts Humphrey Jr.

Nick D. Kladis Family
Donna DeWitt Lambert
Michael McDonnell Family
David C. Pratt
Michael E. Pulitzer

Craig R. Stapleton
Mrs. Richard H. Sutphin
Dudley S. Taft
John K. Wallace Jr.



WILLIAM DEWITT, III PRESIDENT

Bill DeWitt III was named President of the St. Louis Cardinals in March, 2008. In his role as team President, DeWitt oversees all aspects of the team and its affiliates.

He led the effort to develop Ballpark Village, a mixed-use project adjacent to Busch Stadium which opened in 2014. In 2020, the Cardinals, along with their development partner The Cordish Companies, opened Phase II of the project which includes an office tower (The PwC Pennant Building), a 200 room boutique hotel (Live! by Loews), a 29-story luxury apartment tower (One Cardinal Way), a health club (Genesis), and additional retail and restaurants.

Before his appointment to team President, DeWitt was Sr. Vice President of Business Development with the Cardinals and oversaw the design and construction of the new Busch Stadium, which opened in April, 2006. Prior to that, he was

involved in several merchandising, marketing, and operational projects for the team. DeWitt was also involved in the planning for Roger Dean Chevrolet Stadium in Jupiter, Florida, where the Cardinals conduct Spring Training.

DeWitt, 56, graduated cum laude from Yale University in 1990. He then served as an assistant to William Reilly, head of the U.S. EPA in Washington D.C. He earned an MBA from Harvard Business School in 1995. DeWitt is a board member of the Rawlings Corporation, and his charitable affiliations include Cardinals Care (board chair), Big Brothers Big Sisters of Eastern Missouri, the St. Louis Sports Commission, and advisory board member of Greater STL Inc. DeWitt and his wife, Ira, live in St. Louis with their three children - daughter Natalie (25), son Will (22), and son Jabin (11). Bill enjoys golf, ice hockey, and painting in his free time

ST. LOUIS CARDINALS CLUB PRESIDENTS

J.B.C. Lucas	1876-77
Henry V. Lucas	1885-86
Chris Von der Ahe	1892-97
Benjamin S. Muckenfuss	1898
Frank De Hass Robison	1899-1906
M. Stanley Robison	1906-10
E.A. Steininger	1911-12
James C. Jones	1912
Schuyler P. Britton	1913-16
Mrs. Helene Robison Britton	1916
W. Branch Rickey	1917-19

Samuel Breadon	1920-47
Robert E. Hannegan	1947-49
Fred M. Saigh Jr.	1949-53
August A. Busch Jr.	1953-73
Richard A. Meyer	1974
August A. Busch Jr.	1974-89
Fred L. Kuhlmann	1989-91
Stuart F. Meyer	1992-94
Mark C. Lamping	1994-2008
William DeWitt III	2008-present



The 2023 St. Louis Cardinals Hall of Fame Induction Class at the Cardinals Hall of Fame Gallery, August 20, 2023.



JOHN MOZELIAK

PRESIDENT OF BASEBALL OPERATIONS

John “Mo” Mozeliak was named President of Baseball Operations on June 30, 2017, the first to be named to that position in franchise history. Mozeliak had served as the team’s Senior Vice President and General Manager for almost 10 full seasons, since October, 2007. He was the 12th general manager of the St. Louis Cardinals, and had previously held the position of Assistant General Manager for six seasons. His contract runs through the 2025 season.

Under Mozeliak, the Cardinals have reached the postseason 10 times (2009, 2011-2015, 2019-2022), including a franchise record of five-straight seasons from 2011-15. During that run, the Cardinals won three-straight National League Central Division titles (2013-2015), and have won six N.L. Central Titles overall (also 2009, 2019, and 2022) under Mo’s leadership. The five-year postseason run began with St. Louis’ 11th World Championship in 2011.

Since Mozeliak was named General Manager prior to the 2008 season, the Cardinals 1,360 wins in 16 seasons under Mozeliak’s watch are 4th to the Los Angeles Dodgers (1,458), New York Yankees (1,419), and Tampa Bay Rays (1,366). St. Louis enjoyed a streak of 15 consecutive winning seasons from 2008-22, which matched a franchise record established from 1939-53 when the Cardinals appeared in four World Series and won three (1942, 1944, 1946).

A consistent culture of retaining key players has resulted in several significant deals aimed at keeping the organization’s top talent in St. Louis. Since 2012, the club has worked out multi-year deals with Yadier Molina (2012 & 2017), Adam Wainwright (2013), Matt Carpenter (2014), Carlos Martinez (2017), Paul DeJong (2018), Miles Mikolas (2019), Paul Goldschmidt (2019), and Nolan Arenado (2021).

Mozeliak engineered a series of late season moves in 2011 that transformed the Cardinals and saw the team go from 10 ½ games back in late August to winning the franchise’s 11th World Championship. *Baseball America* named the Cardinals the 2011 Organization of the Year, the first time the franchise had received the honor. Mo was the 2011 recipient of the MLB.com GIBBY (Greatness in Baseball Yearly) Executive of the Year award and he was named, along with Tony La Russa, as the 2011 Baseball Man of the Year by the St. Louis Chapter of the Baseball Writers Association of America.

In 2012, the Cardinals fell just one win shy of capturing the N.L. Championship, and with the team’s success, Mo was honored by the Negro Leagues Baseball Museum with the Andrew “Rube” Foster Award as Executive of the Year. The 2013 team won the National League Championship and returned to the World Series just two years removed from winning the World Series title in 2011. Following that season, the organization was recognized by *Baseball America* as the Organization of the Year - the second such honor in three years - and was honored by USA Today Sports as having the best franchise among Major League baseball teams. The 2014 team captured the Central Division title for a second-straight season and returned to the National League Championship Series for a fourth-straight year. St. Louis led all Major League Baseball teams in wins and reached the postseason for a fifth-straight season in 2015, the ninth time in franchise history a Cardinals team had won 100 games.

Mozeliak, 55, is a 29-year veteran of the Cardinals front office, having joined the organization following the 1995 season where he initially served as an assistant in scouting operations during both the 1996 and 1997 seasons. Mo was named assistant scouting director in 1998 and was promoted to scouting director during 1999 and 2000. Several notable players came out of the draft classes of 1999 and 2000 under Mo’s direction, most notably first baseman and perennial All-Star Albert Pujols who was drafted in the 13th round of the 1999 draft, as well as catcher Yadier Molina.

In 2001, Mozeliak was named Director of Baseball Operations and was promoted to Assistant General Manager in 2003. During his time as Assistant GM, Mo’s duties increased as he focused more on the Major League Club and professional scouting, while still having direct involvement in both the scouting and player development departments.

Mozeliak began his career in baseball in 1993 with the Colorado Rockies where he worked in a variety of positions in baseball operations. He attended the University of Arizona and the University of Colorado. He currently serves as the National Trustee for the Foundation Fighting Blindness. Mozeliak lives in St. Louis with his wife, Julie, daughter, Allyson, and son, Will.



MICHAEL GIRSCH VICE PRESIDENT & GENERAL MANAGER

Michael Girsch was promoted to Vice President and General Manager on June 30, 2017, becoming the 13th General Manager in franchise history. His contract as General Manager runs through the 2025 season, and he is responsible for handling the day-to-day work of the team, including coordinating the efforts of the team's baseball development group, contract negotiations, player evaluations and player transactions.

Prior to his appointment as GM, Girsch served as Assistant General Manager for seven seasons after being appointed to that position in January 2011.

From 2008-11, he served as the Director of Baseball Development, a newly created department focused on supporting Baseball Operations via internet applications, analytical models and decision support tools. Girsch joined the Cardinals in 2006, starting his career with a two year stint as the Coordinator of Amateur Scouting.

Before joining the Cardinals, Girsch, 47, earned a Bachelor of Science in Mathematics from the University of Notre Dame and an MBA from the University of Chicago Booth School of Business.

He and his wife, Kelly, reside in Webster Groves with their four children, twins Addison and Eleanor (19), Claire (17) and Tommy (16).

ST. LOUIS CARDINALS GENERAL MANAGERS

Richard A. Meyer	1954-55	Dorrel (Whitey) Herzog	1980-82
Frank C. Lane	1956-57	Joe McDonald	1982-84
Vaughn P. (Bing) Devine	1958-64	Dal Maxvill	1985-94
Robert L. Howsam	1965-66	Walt Jocketty	1994-2007
Stanley F. Musial	1967	John Mozeliak	2007-17
Vaughn P. (Bing) Devine	1968-78	Michael Girsch	2017-Present
John Claiborne	1979-80		

FRONT OFFICE



MOISÉS RODRÍGUEZ
ASSISTANT GENERAL MANAGER/
INTERNATIONAL SCOUTING




RANDY FLORES
ASSISTANT GENERAL MANAGER
& DIRECTOR OF SCOUTING



GARY LAROCQUE
ASSISTANT GENERAL MANAGER
& DIRECTOR PLAYER
DEVELOPMENT



CHAIM BLOOM
ADVISOR TO THE PRESIDENT OF
BASEBALL OPERATIONS



JOE McEWING
SPECIAL ASSISTANT TO THE
PRESIDENT OF BASEBALL
OPERATIONS



YADIER MOLINA
SPECIAL ASSISTANT TO THE
PRESIDENT OF BASEBALL
OPERATIONS



JOHN VUCH
DIRECTOR, BASEBALL
ADMINISTRATION

FRONT OFFICE



ERNIE MOORE
DIRECTOR, TEAM TRAVEL



MARK WALSH
HEAD CLUBHOUSE
MANAGER




ANDY BOLLIER
ASSISTANT EQUIPMENT
MANAGER



CRAIG WOELHKE
HOME CLUBHOUSE
ASSISTANT



ANDREW RETTIG
HOME CLUBHOUSE
ASSISTANT



TYLER STOKES
HOME CLUBHOUSE
ASSISTANT



CHAD BLAIR
VIDEO COORDINATOR



DAN O'CONNOR
ASSISTANT VIDEO
COORDINATOR



MIKE MEIER
VIDEO ROOM ASSISTANT



RIP ROWAN
VISITING CLUBHOUSE
MANAGER



DAVE VONDERHAAR
MINOR LEAGUE
EQUIPMENT MANAGER



**JOHN ROBERT (J.R.)
DAWSON**
MINOR LEAGUE CLUBHOUSE ATTENDANT



ANUK KARUNARATNE
SENIOR VICE PRESIDENT,
BUSINESS OPERATIONS



MIKE WHITTLE
SENIOR VICE PRESIDENT &
GENERAL COUNSEL



BRAD WOOD
SENIOR VICE PRESIDENT &
CHIEF FINANCIAL OFFICER



VICKI BRYANT
VICE PRESIDENT,
EVENT SERVICES
& MERCHANDISING



MATT GIFFORD
VICE PRESIDENT,
STADIUM OPERATIONS



DAN GOOD
VICE PRESIDENT,
BUSINESS
DEVELOPMENT




MICHAEL HALL
VICE PRESIDENT,
COMMUNITY RELATIONS
& EXECUTIVE DIRECTOR,
CARDINALS CARE



JOHN LOWRY
VICE PRESIDENT,
ACCOUNTING &
PAYROLL



MARK MURRAY
VICE PRESIDENT,
BUSINESS STRATEGY
& ANALYTICS




JAYME AB RIESTER
VICE PRESIDENT,
HUMAN RESOURCES



JOE STROHM
VICE PRESIDENT,
TICKET SALES



THANE VAN BREUSEGEN
VICE PRESIDENT,
CORPORATE MARKETING &
STADIUM ENTERTAINMENT



JAMES BAE
JUPITER COMPLEX
COORDINATOR



MATT BAYER
PROJECT DIRECTOR,
BASEBALL
DEVELOPMENT



LINDA BRAUER
SENIOR EXECUTIVE
ASSISTANT TO THE
PRESIDENT OF BASEBALL
OPERATIONS



TY BOYLES
AMATEUR MANAGER,
DOMESTIC SCOUTING



JAVIER DURAN
MANAGER, VIDEO
OPERATIONS



SABRINA ESCALONA
JR. DATA ENGINEER



**GARRETT
GREENWOOD**
SENIOR DATA SCIENTIST



JACK HANLEY
ANALYTICS ENGINEER II



TODD HEITMANN
LEAD ANALYTICS
ENGINEER



JOHN KERN
INTERNATIONAL
SCOUTING ANALYST



**ALAN
KESSLER**
LEAD DATA SCIENTIST



KATIE KUHLMAN
JUNIOR ANALYST



CHAE HUN LIM
APPLICATION DEVELOPER



LAUREN LOTT
JUNIOR ANALYST



**AUSTIN
LUKASCHEWSKI**
APPLICATION DEVELOPER II

FRONT OFFICE



ANTONIO MUJICA
MINOR LEAGUE
COORDINATOR, PLAYER
DEVELOPMENT



NATHAN NUTTER
LEAD DATA ENGINEER



JARED ODOM
MANAGER, PRO
SCOUTING



**JULIA
PRUSACZYK**
AMATEUR SCOUTING
ANALYST



JOSEPH QUEZADA
ASSISTANT DIRECTOR,
INTERNATIONAL OPERATIONS



KEVIN SEATS
DIRECTOR, ANALYTICS



BRIAN SEYFERT
SENIOR LEAD
APPLICATIONS
DEVELOPER



MATT SLATER
SPECIAL ASSISTANT TO GM/
PLAYER PROCUREMENT



JOHN WEEKS
LEAD CLOUD ARCHITECT



EMILY WIEBE
MANAGER, PLAYER
DEVELOPMENT &
PERFORMANCE



MELODY YOUNT
DIRECTOR, PLAYER
COMMUNICATIONS

NOT PICTURED:
JEREMY COHEN – SR. DIRECTOR OF BASEBALL DEVELOPMENT
MASON KELLEY – JUNIOR APPLICATION DEVELOPER



Barry Abbett
Stadium Operations



Celina Allen
Corporate Sales



Danielle Amann-Stewart
Stadium Operations



Ashley Angevine
Stadium Operations



Megan Armstrong
Stadium Operations



Josh Ashby
Ticket Sales



Jacob Aug
Corporate Sales



Heather Bacon
Purchasing



Hope Baker
Stadium Operations



Scott Baker
Ticket Sales



Jarina Ball
Event Services



Whitney Banker
Ticket Sales



Ethan Barnett
Event Services



Brian Barrett
Ticket Sales



Patrick Barrett
Stadium Operations



Brian Bartow
Communications



Mike Bauer
Marketing



Amanda Beaton
Event Services



Mary Clare Bena
Ticket Sales



Amy Berra
Museum



Ken Biekert
Stadium Operations



Mikayla Blankenship
Human Resources



Liz Blase
Accounting



Jennifer Borgmann
Ticket Sales



Angela Bourget
Information Technology



Ben Boyd
Corporate Sales



Justin Boyer
Information Technology




Katie Brandenburg
Corporate Sales



Joseph Breidecker
Ticket Sales



Jamie Brickler
Ticket Sales



Thomas Burton
Ticket Sales



Jeremy Busby
Ticket Sales




Maddie Canoy
Ticket Sales



Rex Carter
Accounting



Kyle Cassidy
Corporate Sales



Whitney Clark
Corporate Sales



Martin Coco
Marketing



Jennifer Cotichio
Event Services




Nolyn Coughlin
Ticket Sales



Robyn Curtis
Corporate Sales



Andrew Dean
Ticket Sales



Rasheed DeBord
Ticket Sales



Teddy Deles
Ticket Sales



Sean Denby
Ticket Sales



Kyle Dinges
Corporate Sales



Vincent Diplarides
Content & Production



Sean Driver
Stadium Operations



Lauren Dugan
Human Resources



Rebecca Duttlinger
Ticket Sales



Megan Eberhart
Corporate Sales



Ryan Eberhart
Ticket Sales



Kerry Emerson
Ticket Sales



Mark Emmert
Publications




Meghan Essman
Community Relations



Tim Falkner
Stadium Entertainment



Rob Fasoldt
Ticket Sales



Brendan Figueroa
Ticket Sales



Bill Findley
Stadium Operations



Shannon Fitzgerald
Ticket Sales




Michelle Flach
Accounting



Fredbird
Team Mascot



Justin Frisch
Ticket Sales



Wes Froeschner
Content & Production



Adam Froidl
Corporate Sales



Nicholas Garzia
Legal Office



Jim Gilstrap
Publications



Luke Gray
Ticket Sales



Nate Green
Event Services



Lisa Haffer
Ticket Sales



Mitch Handegan
Ticket Sales



Michael Hansen
Information Technology



Michael Harvey
Stadium Operations



Justin Hatcher
Stadium Operations



Jared Haukap
Content & Production



Travis Hawkins
Content & Production

FRONT OFFICE



Paul Hayden
Accounting



Austin Heflin
Event Services



Noah Henry
Content & Production



Christian Heutel
Ticket Sales



Kurt Hoevel
Accounting



Marissa Hoover
Accounting



Nate Jacobs
Ticket Sales



David Hunn
Information Technology



Erik Jaffry
Event Services



Pierce Jefferson
Ticket Sales



Linda Johnson
Event Services



Marybeth Johnson
Community Relations



Matthew Jordan
Information Technology



Catie Kassebaum
Marketing



Grace Kell
Ownership/Legal Office



Gabe Kiley
Corporate Sales



Chelsea King
Community Relations



Justin Klutenkamper
Information Technology



Jacob Knighton
Ticket Sales



Erin Krippene
Marketing



Felicia Lamar
Human Resources



Nancy Landa
Ticket Sales



Bradyn Landreth
Ticket Sales



Michael Langston
Content & Production



George Laningham
Stadium Operations



Julie Laningham
President's Office




Missy Liotta
Accounting




Kristin Livingston
Corporate Sales



Dan Looney
Stadium Operations



Carol Lueke
Communications



Nathan Mackin
Ticket Sales



Jonathan Marcus
Content & Production




Niko Marshall
Stadium Operations



Hosei Maruyama
Stadium Operations



Sam McNulty
Ticket Sales



Thomas McCarty
Ticket Sales



Nolan McLaughlin
Ticket Sales



Brett McMillan
Content & Production



Stan McNeal
Publications




Megan McVicker
Event Services



Elisabeth Meinecke
Publications



Ryan Melnick
Business Strategy
& Analytics



Adele Meyer
Ticket Sales



Ashleigh Middlebrook
Stadium Operations



Chris Molina
Purchasing



Terry Moll
Stadium Operations



Tyler Munie
Content & Production



Mudi Munyati
Ticket Sales



Noah Mussatto
Ticket Sales



Jennifer Needham
Business Strategy
& Analytics



Jeremy Neel
Stadium Operations



Chris Palmer
Stadium Operations



Tom Parchomski
Corporate Sales



Bonnie Parres
Community Relations



Jonathan Paterline
Purchasing



Greg Pauli
Information Technology



Joe Pfeiffer
Corporate Sales



Sheila Pinsker
Event Services



Paul Pohlman
Ticket Sales



Erin Pruhs
Museum



Lori Rains
Ticket Sales



Luke Rebmann
Ticket Sales




Brianna Reese
Ticket Sales



Roy Reese
Stadium Operations



Shannon Reese
Ticket Sales



Matt Reisner
Ticket Sales



Cindy Richards
Stadium Operations



Andrea Robinson
Ticket Sales



Ty Rogers
Ticket Sales



Stanley Ruchalski
Stadium Operations



Gail Ruhling
Corporate Sales



Leya Ruiz
Event Services



Michael Salony
Ticket Sales



Dolores Scanlon
Ticket Sales



Mairead Scanlon
Stadium Operations



Brittany Schelp
Museum



Joe Schindler
Stadium Operations



Justin Scott
Stadium Operations



Tracey Sessions
Accounting



Matt Shead
Content & Production



Carson Shipley
Communications



Tony Simokaitis
Content & Production




Amanda Small
Community Relations



Caroline Smith
Fan Entertainment



Jerry Smith
Stadium Operations



Nicole Smythe
Stadium Operations



Michelle Spahn
Stadium Operations




Cullen Speckhals
Ticket Sales



Justin Sprengel
Stadium Entertainment




Larry State
Corporate Sales



Emily Stephens
Content & Production



Cameron Stern
Ticket Sales




Bryn Stevens
Corporate Sales



Julie Stevens
Ticket Sales



Sara Stever
Human Resources



Alex Stone
Ticket Sales



Megan Stubblefield
Event Services



Chris Suddeth
Community Relations



Jacob Swanson
Stadium Operations



Clarke Taylor
Publications

FRONT OFFICE



Laney Thacker
Stadium Operations



Ron Torrey
Stadium Operations



Melissa Tull
Marketing



Chris Tunno
Communications



Jennifer Urish
Museum



Daniel Venn
Marketing



Andrew Waldo
Ticket Sales



Kelly Walsh
Ticket Sales



Lindsey Weber
Community Relations



Emily Westlove
Community Relations



Bethany White
Ticket Sales



Reggie Whitted
Ticket Sales



Michael Whitty
Communications



Jodi Willenbrink
Content & Production



Tracy Williams
Purchasing



Craig Wilson
Content & Production



Jacob Wuelling
Ticket Sales



Taka Yanagimoto
Marketing



Jacob Yeomans
Ticket Sales



Nic Zamora
Corporate Sales



Steve Zesch
Publications



Matt Zurheide
Ticket Sales

FRONT OFFICE



Chip Caray
Bally Sports Midwest
Play-by-Play



Jim Edmonds
Bally Sports Midwest
Analyst



Brad Thompson
Bally Sports Midwest
Analyst



Jim Hayes
Bally Sports Midwest
Reporter/Host



Alexa Datt
Bally Sports Midwest
Reporter/Host



Scott Warmann
Bally Sports Midwest
Reporter/Host



Al Hrabosky
Bally Sports Midwest
Studio Analyst



Mark Sweeney
Bally Sports Midwest
Studio Analyst



Tom Pagnozzi
Bally Sports Midwest
Studio Analyst



Tom Ackerman
Bally Sports Midwest
& Cardinals Radio



John Rooney
Cardinals Radio



Ricky Horton
Cardinals Radio &
Bally Sports Midwest



Mike Claiborne
Cardinals Radio



Jim Jackson
Cardinals Radio
Engineer



Polo Ascencio
Cardinals
Spanish Radio
Play-by-Play



Bengie Molina
Cardinals
Spanish Radio
Analyst



Matt Pauley
Cardinals Radio
Host




Joe Pott
Cardinals Radio
Host

BROADCAST

St. Louis Cardinals™



MANAGER, COACHES & PLAYERS



**OLIVER "OLI"
MARMOL****37***(marm-ul)*

FULL NAME: Oliver "Oli" J. Marmol

BORN: Elizabeth, New Jersey

DATE OF BIRTH: July 2, 1986

OPENING DAY AGE: 37 (Turns 38 on July 2)

UNIFORM NUMBERS WORN: 37 (2017-present)

MANAGER **MARMOL — MANAGERIAL RECORD**

Year	Club	League	Finish	W	L
2022	ST. LOUIS	National	1st (Central)	93	69
2023	ST. LOUIS	National	5th (Central)	71	91
MAJOR TOTALS				164	160

Year	Club	League	Finish	W	L
2012	Johnson City	Appalachian (R)	2nd (West)	39	28
2013	State College	New York-Penn (SS-A)	1st (Pinckney)	48	27
2014	State College*	New York-Penn (SS-A)	1st (Pinckney)	48	28
2015	Palm Beach	Florida State (A)	2nd (South)	75	63
2016	Palm Beach	Florida State (A)	6th (South)	58	79
MINOR TOTALS				268	225

* League Champions

MARMOL — PLAYING RECORD

Year Team	AVG	G	AB	R	H	2B	3B	HR	RBI	SH	SF	HBP	BB	IBB	SO	SB	CS	GDP	SLG	OBP	E			
2007 Batavia	.213	33	122	20	26	4	0	0	10	2	1	5	16	0	27	7	3	3	.246	.326	11			
Quad Cities	.209	31	86	12	18	3	1	0	7	2	1	4	7	0	13	4	2	2	.267	.296	11			
2008 Quad Cities	.195	47	154	19	30	7	1	0	12	3	0	6	10	0	40	12	3	3	.253	.271	14			
Palm Beach	.180	44	122	16	22	5	1	1	14	2	0	3	8	0	29	10	0	1	.262	.248	11			
2009 Palm Beach	.204	74	186	22	38	10	1	2	13	2	2	15	18	0	55	5	3	4	.301	.321	15			
2010 Palm Beach	.221	33	104	19	23	9	0	2	12	1	2	7	12	0	33	4	2	1	.365	.336	1			
MINOR TOTALS				.203	262	774	108	157	38	4	5	68	12	6	40	71	0	197	43	13	14	.282	.301	63

CAREER NOTES:

Oliver "Oli" Marmol was named the 51st manager in Cardinals franchise history on October 25, 2021, and at age 35, was the youngest since Marty Marion who piloted the team at age 34 in 1951. He was signed to a three-year contract that runs thru the 2024 season.

In his first season at the helm in 2022, Marmol led the Cardinals to their first NL Central title since 2019 and at age 36-years, 97-days, was the youngest manager to lead his team to the postseason since Divisional Play began in 1969. He edged out Hall of Fame manager Sparky Anderson, who took the 1970 Cincinnati Reds to the National League West Division title at age 36-years, 207 days. Marmol was the youngest manager to lead his team to the postseason since Lou Boudreau led Cleveland to a World Series title as a 31-year-old player/manager in 1948.



Prior to being named the Cardinals manager, Marmol spent five seasons as a member of the Cardinals Major League Coaching Staff, including three (2019-21) as the team's Bench Coach after serving as the First Base Coach from 2017-18.

Oli, who was born in New Jersey, and is of Dominican descent, is only the second minority to manage the Cardinals and the first since Cuban-born Mike González did so for parts of the 1938 and 1940 seasons.

Marmol spent five seasons (2012-16) managing in the Cardinals farm system, leading his teams to the postseason in four of those five seasons, including the New York-Penn League title in 2014 with State College (Pa.).

Marmol's teams were a combined 268-225 (.544), posting league-best 48-win seasons in both 2013 and 2014 at State College. In 2015, his first season managing at Palm Beach, the Cardinals reached the postseason for the first time since 2008, winning the Florida State League South Division second half before being eliminated in the first round. Prior to 2015, the last time Palm Beach had reached the FSL postseason, Marmol was the team's second baseman.

In 2014, Marmol led the State College team to the New York-Penn League Championship, defeating Hudson Valley in two straight games when facing elimination, then defeated Tri-City for the crown. The Spikes posted 48 wins for the second consecutive season, a year after Marmol led State College to the best record in the New York-Penn League at 48-27.

The former Cardinals minor league infielder led the 2012 Johnson City squad to a 39-28 record and a playoff appearance in his first season as a manager. Marmol began his coaching career in 2011 as the hitting coach at the Gulf Coast League level under manager Steve Turco.

Marmol spent four years playing in the Cardinals system, finishing his career with the Palm Beach Cardinals in 2010. Marmol was originally drafted by the Pittsburgh Pirates in 2004 out of Dr. Phillips High School in Orlando, Fla., but decided to forego professional ball to attend college, where he batted .327 over three seasons at the College of Charleston (S.C.). He was drafted out of college in the sixth round of the 2007 June First-Year Player Draft by St. Louis.

Marmol was voted the recipient of the Cardinals organization's prestigious George Kissell Award in 2013 for excellence in player development.

In January of 2015, Oli, along with a young man named Josiah Viera were named co-recipients of the "Good Guy" Award presented by the St. Louis Chapter of the BBWAA. Marmol had befriended Josiah who had an extremely rare genetic disease that accelerates aging in children, and had him join in team activities at State College.

Marmol and his wife, Amber, are partnered in Versus, a new sports edtech platform combining world-class athletes and conversational video AI to bring video content that provides lessons to young athletes they can use on and off the field.

Marmol, 37, resides in Jacksonville, Fla. in the off-season with his wife, Amber, and their daughters Riley (9/15/17) and Kylie (8/29/19).

PROFESSIONAL COACHING CAREER

St. Louis Cardinals Manager	2022-24
St. Louis Cardinals Bench Coach	2019-21
St. Louis Cardinals First Base Coach.....	2017-18
Palm Beach (A) Manager	2015-16
State College (SS-A) Manager.....	2013-14
Johnson City (R) Manager.....	2012
Gulf Coast League Cardinals (R) Hitting Coach.....	2011

AWARDS & HONORS

George Kissell Award

2013: State College (SS-A)

New York-Penn League Championship

2014: State College (SS-A)

St. Louis BBWAA Good Guy Award

2015

St. Louis BBWAA

Outstanding Achievement Award

2022: St. Louis

**BRANDON ALLEN****87**

FULL NAME: Brandon Durrell Allen

BORN: Conroe, Texas

DATE OF BIRTH: February 12, 1986

OPENING DAY AGE: 38

UNIFORM NUMBERS WORN: 25 (2009), 29 (2010-11), 31 (2011), 14 (2012), 19 (2012), 87 (2023)

ASSISTANT HITTING COACH **ALLEN — COMPLETE RECORD**

Year Team	AVG	G	AB	R	H	2B	3B	HR	RBI	SH	SF	HBP	BB	IBB	SO	SB	CS	GDP	SLG	OBP	E
2004 Bristol	.205	58	185	17	38	9	1	3	23	0	2	4	16	1	60	2	3	3	.314	.280	10
2005 Great Falls	.264	66	231	41	61	11	2	11	42	0	3	7	32	3	69	7	5	7	.472	.366	14
2006 Kannapolis	.213	109	395	36	84	17	2	15	68	3	4	3	22	0	126	6	4	8	.380	.257	16
2007 Kannapolis	.283	129	516	84	146	39	5	18	93	0	2	4	39	3	124	7	4	4	.483	.337	3
2008 Birmingham	.275	41	153	30	42	6	2	14	31	0	0	1	19	0	41	3	1	1	.614	.358	2
Winston-Salem	.279	89	319	57	89	26	4	15	44	0	0	6	41	2	83	14	3	6	.527	.372	13
2009 Reno	.324	38	145	33	47	8	1	12	32	0	0	2	20	1	25	6	0	4	.641	.413	3
Charlotte	.262	15	61	6	16	4	0	1	8	0	0	0	0	0	13	0	0	0	.377	.262	0
Birmingham	.291	62	241	39	70	12	3	7	35	0	1	2	30	3	47	1	2	2	.452	.372	4
Scottsdale	.177	30	113	13	20	6	1	1	12	0	0	1	22	2	33	3	0	3	.274	.316	2
Arizona	.202	32	104	13	21	7	0	4	14	0	0	0	12	2	40	0	0	4	.385	.285	2
2010 Reno	.262	107	371	72	97	18	3	25	86	0	5	10	83	4	95	14	4	5	.528	.405	9
Arizona	.267	22	45	5	12	3	0	1	6	0	1	0	10	1	20	0	0	0	.400	.393	0
2011 Reno	.306	83	304	75	93	21	4	18	66	0	5	4	64	1	90	7	4	6	.579	.427	4
Sacramento	.250	10	40	4	10	2	1	3	6	0	0	0	2	0	11	0	0	1	.575	.286	0
Oakland	.206	41	146	18	30	9	2	3	11	0	1	0	11	1	55	2	0	0	.356	.260	4
Arizona	.172	11	29	5	5	0	0	3	7	0	0	1	7	2	13	1	0	0	.483	.351	0
2012 Durham	.262	29	122	17	32	9	1	4	14	0	1	2	4	1	32	0	0	1	.451	.295	2
Charlotte	.255	14	51	8	13	3	0	2	4	0	1	0	9	0	14	0	0	0	.431	.361	0
Softbank-JPPL	.233	17	60	13	14	1	0	4	9	0	0	1	10	1	21	0	0	1	.450	.352	0
Softbank-JPWL	.171	12	35	4	6	1	0	0	1	0	0	0	1	0	13	0	0	0	.200	.194	1
Oakland	.000	3	7	0	0	0	0	0	0	0	0	0	0	0	5	0	0	0	.000	.000	0
Tampa Bay	.154	7	13	3	2	0	0	1	3	0	0	0	2	0	4	0	0	0	.385	.267	0
2013 Tucson	.267	119	423	64	113	24	7	17	76	0	6	0	55	3	87	6	0	8	.478	.347	5
2014 Las Vegas	.266	98	320	64	85	11	2	13	52	0	2	2	51	2	67	2	1	5	.434	.368	4
St. Lucie	.471	5	17	3	8	3	0	0	5	0	0	1	7	0	2	0	0	0	.647	.640	0
2015 Las Vegas	.273	124	406	52	111	29	3	16	68	0	8	1	51	4	92	4	2	8	.478	.350	7
2016 Louisville	.178	67	231	17	41	9	0	4	17	1	1	2	33	3	52	0	1	5	.268	.285	2
MINOR TOTALS	.264	1263	4531	719	1196	261	41	198	770	4	41	51	578	31	1130	79	34	74	.471	.351	97
JAPAN TOTALS	.220	71	246	35	54	9	1	10	31	0	0	3	37	5	80	2	2	2	.386	.329	2
MAJOR TOTALS	.204	116	344	44	70	19	2	12	41	0	2	1	42	6	137	3	0	4	.375	.291	6



CAREER NOTES:

Brandon Allen was named the St. Louis Cardinals assistant hitting coach in November of 2022 after serving as a hitting coach in the organization for six seasons, including the past three (2020-22) for the Memphis Redbirds (AAA).

The 38-year old Allen mentored a Memphis lineup in 2022 that finished 2nd in the International League in HR's and batting, and featured league batting leader Alec Burleson and Mosies Gomez, the Cardinals Minor League Co-Player of the Year and overall minor league HR leader.

Allen played professionally for 13 years that included parts of four seasons in the Major Leagues. The former left-handed hitter batted a combined .203 with 12 home runs and 41 RBI in 116 games between Arizona (2009-11), Oakland (2011-12), Tampa Bay (2012).

In 2011, Allen became only the second player in history to homer into the upper deck at the New Yankee Stadium (Russell Branyan being the first). In 2012, Allen was the

Opening Day first baseman for the eventual A.L. West champion Oakland Athletics, starting the MLB opener on March 28 in Tokyo against the Mariners.

Allen, who earned a football scholarship to Rice as a linebacker/defensive end and had a baseball scholarship at the University of Houston, was originally drafted by the Chicago White Sox in the fifth round of the 2004 First-Year Player Draft out of Montgomery (Texas) High School. He resides in Indiana, PA, with his wife Gabrielle.

PROFESSIONAL COACHING CAREER

St. Louis Cardinals Asst. Hitting Coach.....	2023-24
Memphis Redbirds (AAA) Hitting Coach	2020-22
Springfield Cardinals (AA) Hitting Coach.....	2019
Palm Beach (A) Hitting Coach.....	2018
Johnson City (Rookie) Hitting Coach.....	2017



ALLEN, BRANDON



DUSTY BLAKE

90

FULL NAME: Dusty Blake
BORN: Candor, North Carolina
DATE OF BIRTH: April 26, 1982
OPENING DAY AGE: 41 (turns 42 on April 26)
UNIFORM NUMBERS WORN: 90 (2021-present)

PITCHING COACH

CAREER NOTES:

Dusty Blake is entering his second season as the St. Louis Cardinals pitching coach and his fourth season with the Cardinals organization. He was named the team's pitching coach on November 6, 2022.

Blake served as the team's pitching strategist in 2021 and 2022 under former pitching coach Mike Maddux, working closely with the Major League coaching staff, video scouting team and pitchers.

Before joining the Cardinals in 2021, Blake had spent the previous three seasons (2018-20) as pitching coach for the Duke University Blue Devils, where he handled the team's pitching staff in addition to managing scouting reports.

While at Duke, Blake's pitching staff set a school record in 2020 for consecutive scoreless innings (37) and had the program's first ever perfect game. The 2020 staff led the Atlantic Coast Conference in ERA, fewest walks and best strikeout/walk ratio, while also leading the nation in shutouts. Blue Devils pitcher Bryce Jarvis was the highest drafted (1st round -18th overall) player in Duke baseball history in June of 2020. In 2018 and 2019, the team's pitchers set school records for strikeouts, ranking 14th in the nation in 2019.

Before his stint at Duke, Blake served as Head Coach and Associate Athletic Director at Pfeiffer University (NC) from 2013-17, where he led the NCAA Division II Falcons to back-to-back winning seasons in 2014-15 for the first time since 2003-04. Blake has also coached at USC Upstate (2012), Wofford College (2008-11), Catawba College (2006-07) and in the Coastal Plain League (summer ball). He also served as pitching coach and outfield coach at Pfeiffer (2005).

Blake is a graduate of Appalachian State University where he also pitched for the Mountaineers from 1999-2003. A native of Candor, NC, Blake resides in Durham, NC with his wife, Amy, and daughters, Mia and Macy.

PROFESSIONAL COACHING CAREER

St. Louis Cardinals Pitching Coach.....	2023-24
St. Louis Cardinals Pitching Strategist	2021-22
Duke University Pitching Coach	2018-20
Pfeiffer University (NC) Head Coach/Assoc. AD	2013-17
USC Upstate Coach	2012
Wofford College Coach	2008-11
Catawba College Coach.....	2006-07
Pfeiffer University (NC) Pitching/Outfield Coach	2005

BLAKE, DUSTY



ST. LOUIS CARDINALS ALL-TIME COACHES ROSTER

Jeff Albert2019-22	Lou Kahn1954-55	Mitchell Page.....2001-04
Mike Aldrete2012-14	Ray Katt.....1959-61	Dave Parker1998
Brandon Allen2023-24	Tony Kaufmann.....1947-50	Heinie Peitz1913
Tony Auferio1973	Johnny Keane1959-61	Joe Pettini.....2002-11
Don Baylor1992	Bill Killefer.....1926	Gaylen Pitts1991-95
Joe Becker1965-66	Dean Keikhefer.....2024	Howie Pollet1959-64
David Bell2014-17	George Kissell.....1969-75	Bill Posedel.....1954-57
Vern Benson1961-64, 70-75	Hub Kittle.....1981-83	Jamie Quirk1984
Ray Blades.....1930-32, 51	Darold Knowles.....1983	Julio Rangel.....2023-24
Dusty Blake2021-24	Fred Koenig.....1976	Tommy Reynolds.....1996
Ken Boyer1971-72	Jack Krol.....1977-80	Dave Ricketts1974-75, 78-91
Steve Braun1990	Rene Lachemann.....1997-99	John Riddle1952-55
Mark Budaska2018-19	Hal Lanier1981-85	Mark Riggins1995
Jose Cardenal1994-95	Carney Lansford1997-98	Jim Riggelman1989-90
Chris Chambliss1993-95	Johnny Lewis1973-76, 84-89	Mike Roarke1984-90
Stubby Clapp2019-24	Derek Lilliquist.....2011-17	Sonny Ruberto1977-78
Joe Coleman1991-94	Nick Leyva1984-88	Mike Ryba1951-54
Dave Collins1991-92	John Mabry2013-18	Red Schoendienst.....1962-64,1979-95
Walker Cooper1957	Mike Maddux.....2018-22	Barney Schultz1971-75
Joe Cunningham.....1982	Chris Maloney2012-17	Joe Schultz.....1963-68
Mark DeJohn.....1996-2001	Marty Marion1950	Skip Schumaker2022
Bucky Dent.....1991-94	Oliver Marmol.....2017-21	Mike Shildt.....2017-18
Daniel Descalso2024	Marty Mason2000-10	Burt Shotton1923-25
Dave Duncan1996-2011	Dal Maxvill1979-80	Dick Sisler1966-70
Mike Easler1999-2001	Derrick May2016	Hal Smith.....1962
Patrick Elkins2020-24	Joe McEwing.....2023	Al Sothoron1927-28
Bryan Eversgerd2018-22	Willie McGee2018-24	Joe Sugden1921-25
Bob Gibson1995	Mark McGwire.....2010-12	Lee Thomas1972, 83
Preston Gomez1976	Dave McKay.....1996-2011	Ray Thomas.....1922
Mike Gonzalez1934-46	Bill McKechnie.....1927	Tim Thompson.....1981
George Greer2018	Hal McRae2005-09	Tink Turner.....1924
Stan Hack1957-58	Dyar Miller2012	Mickey Vernon1965
Rich Hacker.....1986-90	Bob Milliken.....1965-70, 76	Dixie Walker1953, 55
Ron Hassey.....1996	Terry Moore.....1949-52, 56-58	Harry Walker1959-62
George Hendrick.....1996-97	Mo Mozzali1977-78	Turner Ward2022-24
Chuck Hiller1981-83	Bill Mueller.....2015-18	Buzzy Wares.....1930-52
Al Hollingsworth1957-58	Billy Muffett.....1967-70	Ron "Pop" Warner.....2017-24
Johnny Hopp.....1956	Greasy Neale1929	Otto Williams1926
Jack Hubbard.....1993	Charley O'Leary1913-17	Bart Zeller.....1970
Blaise Ilsley2013-17	Jack Onslow.....1928	Tom Zimmer.....1976
Jobel Jiménez2019-21	Jose Oquendo.....1999-2015, 2018	
Darrell Johnson1960-61	Claude Osteen1977-80	

**STUBBY
CLAPP****82****FULL NAME:** Richard Keith Clapp**BORN:** Windsor, Ontario, Canada**DATE OF BIRTH:** February 24, 1973**OPENING DAY AGE:** 51**UNIFORM NUMBERS WORN:** 29 (2001), 11 (2019), 82 (2020-23)**FIRST BASE COACH** **CLAPP — PLAYING RECORD**

Year	Team	AVG	G	AB	R	H	2B	3B	HR	RBI	SH	SF	HBP	BB	IBB	SO	SB	CS	GDP	SLG	OBP	E
1996	Johnson City	.223	29	94	25	21	3	2	1	15	1	1	1	26	0	15	9	2	2	.330	.393	3
1997	Prince William	.318	78	267	51	85	21	6	4	46	4	4	6	52	2	41	9	4	2	.487	.435	8
1998	Arkansas	.278	139	514	113	143	30	9	12	57	8	6	8	86	3	100	18	10	10	.442	.386	17
1999	Memphis	.260	110	393	72	102	26	2	14	62	4	4	3	53	4	96	7	7	9	.443	.349	8
2000	Memphis	.273	129	505	89	138	28	8	1	52	6	4	5	80	0	88	10	5	7	.366	.375	15
2001	ST. LOUIS	.200	23	25	0	5	2	0	0	1	0	0	0	1	0	7	0	0	0	.280	.231	0
	Memphis	.304	86	299	48	91	14	7	5	33	4	1	1	43	2	46	8	4	4	.448	.392	10
2002	Memphis	.242	100	359	49	87	19	2	2	20	0	2	5	46	4	70	2	7	9	.323	.335	12
2003	Richmond	.217	105	286	43	62	11	9	3	23	4	2	5	46	0	66	6	2	6	.350	.333	9
2004	Syracuse	.287	29	87	13	25	8	2	0	6	1	0	3	15	1	18	0	2	1	.425	.410	5
	New Hampshire	.226	19	53	10	12	7	0	1	9	0	0	0	10	1	14	0	0	2	.415	.349	1
2005	Edmonton	.286	87	350	60	100	29	3	5	42	1	4	7	44	1	45	14	5	1	.429	.373	15
2006	Edmonton	.323	79	303	61	98	19	5	1	34	2	0	5	63	1	34	32	12	6	.429	.447	17
MINOR TOTALS		.268	824	2857	513	766	167	47	43	323	32	24	37	457	17	554	69	43	52	.405	.373	91
MAJOR TOTALS		.200	23	25	0	5	2	0	0	1	0	0	0	1	0	7	0	0	0	.280	.231	0
INDEPENDENT TOTALS		.303	166	653	121	198	48	8	6	76	3	4	12	107	2	79	46	17	7	.429	.409	32

CLAPP — MANAGERIAL RECORD

Year	Club	League	Finish	W	L
2011	Tri-City	New York-Penn (SS-A)	3rd (Stedler Division)	33	42
2012	Tri-City	New York-Penn (SS-A)	1st (Stedler Division)	51	25
2017	Memphis*	Pacific Coast (AAA)	1st (American Southern)	91	50
2018	Memphis*	Pacific Coast (AAA)	1st (American Southern)	83	57
MINOR TOTALS				258	174

* League Champions



CAREER NOTES:

Stubby Clapp enters his 6th season as a member of the St. Louis Cardinals coaching staff after serving as the manager of the triple-A Memphis Redbirds of the Pacific Coast League from 2017-18.

Clapp won back-to-back PCL titles in his two years as manager of the Redbirds and won the Triple-A Championship in 2018 as Memphis crushed Durham 14-4 in the title game giving the Redbirds their first such title after finishing runner-up in 2000, 2009 and 2017.

In two years as the Memphis skipper, Clapp recorded a .619 winning percentage (174-107) including a franchise-best record of 91-50 in 2017.

Clapp has been recognized as Pacific Coast League Manager of the Year in 2017 and 2018. Baseball America recognized Clapp as their Minor League Manager of the Year in 2017 and he received the J. Roy Stockton/Bob Broeg Award for outstanding achievement in baseball from the St. Louis chapter of the BBWAA.

Prior to 2017, Clapp managed two years (2011-12) in the Astros organization with Tri-City of the New York-Penn League leading the Valley Cats to a first place division finish in 2012 and runner-up in the championship series to Hudson Valley.

Clapp came to the Cardinals from the Blue Jays organization where he was a hitting coach for double-A New Hampshire (2015-16) of the Eastern League and before that with single-A Dunedin (2013-14) of the Florida State League. In 2014, Clapp received the Blue Jays' 2014 Bobby Mattick Award for excellence in Player Development.

Often referred to as the "Mayor of Memphis," Clapp became the first and only Memphis Redbirds player to have his number retired by the team in 2007. Known for his grit and hard play day in and day out, Clapp was beloved by fans for his energy and the backflips he routinely performed when taking the field.

In his Redbirds career, Clapp appeared in a total of 425 games. He sits at the top of the Redbirds' career leaders in walks (222) and triples (19), while also ranking second in runs scored (258) and third in games (425), at-bats (1,556), hits (418), doubles (87), and extra-base hits (128). He was a member of the Redbirds' first PCL Championship team in 2000, where he hit three homers and drove in 11 during the playoffs. Earlier that year, Clapp recorded the first hit in AutoZone Park history, with a single to center, and set the Redbirds' single-season record for triples with eight.

A graduate of Texas Tech University, the Windsor, Ontario, native was drafted by the St. Louis Cardinals in the 36th round of the 1996 First-Year Player Draft. He played for Johnson City (R) in 1996, Prince William (A) in 1997 and Arkansas (AA) in 1998 before making his debut with Memphis (AAA) on April 8, 1999 against Calgary at Tim McCarver Stadium.

Clapp made his Major League debut on June 18, 2001 against the Cubs. He appeared in 23 career games for the Cardinals that season, posting a .200 average with two doubles and one RBI.

Clapp played the 2003 season for the Braves' Richmond (AAA) club, followed by a 2004 campaign that was split between New Hampshire (AA) and Syracuse (AAA) in the Blue Jays organization. Clapp finished his career playing the 2005-06 seasons for the Edmonton Cracker-Cats of the independent Northern League.

Following his playing career, Clapp spent 2007-12 in the Houston Astros organization: three seasons as the hitting coach for Lexington (A), one season as hitting coach for Corpus Christi (AA), before taking on his first managerial role with Tri-City.

Clapp has represented Canada in numerous international baseball competitions. He recorded a game-winning, bases-loaded single to beat the United States in the first round of the 1999 Pan American Games in Winnipeg. Clapp also played for the Canadian National team in the 2004 Olympics in Athens, 2008 Olympics in Beijing, and the 2006 and 2009 World Baseball Classics. Clapp served as a coach in the 2013 World Baseball Classic and was third base coach for the gold medal-winning Canada national baseball team at the 2015 Pan American Games.

The 51-year-old was the third member of his family to be given the nickname "Stubby," along with his grandfather and father. He and his wife, Chastity, have three children: sons Cooper (aka "Stubby IV") and Cannan, and daughter Crosbie.

PROFESSIONAL COACHING CAREER

St. Louis Cardinals First Base Coach	2019-24
Memphis (AAA) Manager	2017-18
New Hampshire (AA) Hitting Coach	2015-16
Team Canada Third Base Coach (Pan-Am).....	2015
Dunedin (A) Hitting Coach.....	2013-14
Team Canada Coach (WBC).....	2013
Tri-City (SS-A) Manager	2011-12
Corpus Christi (AA) Hitting Coach.....	2010
Lexington (A) Hitting Coach.....	2007-09

AWARDS & HONORS

Triple-A Championship

2018: Memphis (AAA)

Pacific Coast League Championship

2018: Memphis (AAA)

2017: Memphis (AAA)

George Kissell Award

2017: Memphis (AAA)

Pan-American Games - Gold Medal

2015: Canada

New York Penn-League Runner-Up

2012: Tri-City (SS-A)

PLAYER

Pacific Coast League Championship

2000: Memphis (AAA)

**DANIEL
DESCALSO****34***(dehs-KAL-soh)*

FULL NAME: Daniel William Descalso

BORN: Redwood City, California

DATE OF BIRTH: October 19, 1986

OPENING DAY AGE: 37

UNIFORM NUMBERS WORN: 63 (2010), 33 (2011-2014),
3 (2015-2019), 34 (2024)**BENCH COACH** **DESCALSO — COMPLETE RECORD**

Year	Team	AVG	G	AB	R	H	2B	3B	HR	RBI	SH	SF	HBP	BB	IBB	SO	SB	CS	GDP	SLG	OBP	E
2007	Batavia	.268	66	250	29	67	7	5	0	31	0	2	5	26	0	37	12	3	6	.336	.346	11
2008	Springfield	.351	9	37	6	13	1	1	0	4	0	1	1	3	1	2	1	1	1	.432	.405	2
	Palm Beach	.243	115	403	57	98	24	2	8	50	5	5	10	33	3	53	7	7	11	.372	.313	19
2009	Memphis	.253	46	150	23	38	4	0	2	17	4	1	1	16	0	21	3	0	3	.320	.327	5
	Springfield	.323	73	288	46	93	26	5	8	51	1	0	4	31	1	41	0	1	7	.531	.396	9
	Ariz. Cardinals	.220	21	82	11	18	4	0	0	3	0	2	1	11	0	10	1	0	2	.268	.313	1
2010	Memphis	.282	116	468	86	132	32	3	9	71	5	6	5	47	1	48	8	4	13	.421	.350	15
	ST. LOUIS	.265	11	34	6	9	2	0	0	4	0	0	1	2	0	6	1	0	0	.324	.324	0
2011	ST. LOUIS	.264	148	326	35	86	20	3	1	28	10	3	3	33	9	65	2	2	3	.353	.334	8
2012	ST. LOUIS	.227	143	374	41	85	10	7	4	26	7	3	5	37	3	83	6	3	5	.324	.303	15
2013	ST. LOUIS	.238	123	328	43	78	25	1	5	43	3	2	3	22	5	56	6	3	7	.366	.290	14
2014	ST. LOUIS	.242	104	161	20	39	11	0	0	10	1	0	2	20	0	33	1	3	2	.311	.333	4
2015	Colorado	.205	101	185	22	38	3	2	5	22	4	0	0	20	6	45	1	2	3	.324	.283	8
2016	Albuquerque	.400	4	15	1	6	1	0	0	1	0	0	0	3	0	2	0	1	1	.467	.500	1
	Colorado	.264	99	250	38	66	12	2	8	38	0	4	1	34	3	56	3	0	2	.424	.350	7
2017	Arizona	.233	131	344	47	80	16	5	10	51	0	2	4	48	0	89	4	0	6	.395	.332	13
2018	Arizona	.238	138	349	54	83	22	4	13	57	0	7	2	64	2	110	0	1	2	.436	.353	9
2019	Iowa	.148	10	27	5	4	0	0	2	4	0	0	1	5	0	8	0	0	2	.370	.303	0
2019	Chicago (N.L.)	.173	82	168	20	29	5	1	2	15	1	1	0	23	0	57	2	1	3	.250	.271	3
2021	St. Paul (Ind.)	.093	24	75	9	7	2	0	2	4	0	0	1	14	0	31	0	0	3	.200	.244	2
MINOR TOTALS		.267	463	1713	262	458	97	16	31	233	15	15	28	178	6	243	31	17	47	.397	.343	64
INDEPENDENT TOTALS		.093	24	75	9	7	2	0	2	4	0	0	1	14	0	31	0	0	3	.200	.244	2
MAJOR TOTALS		.235	1080	2519	326	593	126	25	48	294	26	22	21	303	28	600	26	15	33	.362	.320	51



Former Cardinals infielder and 2011 World Series Champion Daniel Descalso was named to the team's Major League coaching staff as Bench Coach on Nov. 20, 2023. The 2024 season will mark his first as a professional coach.

PROFESSIONAL COACHING CAREER	
St. Louis Cardinals Bench Coach.....	2024

Descalso, 37, was a member of the Cardinals from 2010 to 2014, and enjoyed a 10-year playing career that also included stops with Colorado (2015-16), Arizona (2017-18) and the Chicago Cubs (2019). He played in World Series in both 2011 and 2013 with the Cardinals, and will long be remembered by Cardinals fans for his role in the team's 2011 World Series Game 6 rally, and the decisive Game 5 comeback against Washington in the 2012 National League Division Series.

AWARDS & HONORS	
Pacific Coast League All-Star 2010: Memphis (AAA)	
Texas League All-Star 2009: Springfield (AA)	
Topps All-Star Team 2010: Memphis (AAA) - 2B 2009: Springfield (AA) - 2B	

He recorded two hits in the 2011 World Series, both coming in Game 6, including a leadoff single to start rally in 10th inning and later scored. He had a had a 2-RBI single in the bottom of the 9th in 2012 Division Series Game 5 to tie the game at 7-7.

A Northern California native, Descalso was drafted (3rd round) by the Cardinals in 2007. He and Manager Oliver Marmol were teammates in 2007 for Batavia (A) where they both made their pro debuts after being drafted by St. Louis.

Descalso served as a Special Assistant to Baseball Operations for the National League Champion Arizona Diamondbacks in 2023.

Descalso graduated from St. Francis High School in Mountain View, Calif., the same high school as former Cardinals outfielder John Gall and former Major League outfielder Eric Byrnes. He was captain of the football and baseball team and was named to the West Catholic Athletic League first team his junior and senior (League MVP in baseball) years.

Daniel played college baseball at UC-Davis where he was named first team Division I All-Independent his junior year after batting .397 and ranking among the NCAA leaders in average (44th), doubles (32nd) and toughest to strike out (53rd). He was the first freshman to lead the UC-Davis in batting since 1967.

Daniel and his wife, Julia, have three children and reside in northern California. His last name is pronounced dehs-KAL-soh.



Daniel Descalso rounds third base in the Cardinals 16-7 win over the Texas Rangers in Game 3 of the 2011 World Series, October 22, 2011 at Rangers Ballpark in Arlington.

DESCALSO, DANIEL

**WILLIE
McGEE****51**

FULL NAME: Willie Dean McGee

BORN: San Francisco, California

DATE OF BIRTH: November 2, 1958

OPENING DAY AGE: 65

UNIFORM NUMBERS WORN: 51 (1982-present)

COACH **McGEE — COMPLETE RECORD**

Year Team	AVG	G	AB	R	H	2B	3B	HR	RBI	SH	SFHBP	BB	IBB	SO	SB	CS	GDP	SLG	OBP	E	
1977 Oneonta	.236	65	225	31	53	4	3	2	22	3	2	2	13	-	65	13	4	-	.307	.281	10
1978 Fort Lauderdale	.251	124	423	62	106	6	6	0	37	8	2	2	50	-	78	25	8	-	.293	.331	9
1979 West Haven	.243	49	115	21	28	3	1	1	8	3	0	1	13	-	17	7	1	-	.313	.326	3
Fort Lauderdale	.318	46	176	25	56	8	3	1	18	2	0	0	17	-	34	16	4	-	.415	.378	2
1980 Nashville	.283	78	223	35	63	4	5	1	22	4	1	2	19	-	39	7	8	-	.359	.343	6
1981 Nashville	.322	100	388	77	125	20	5	7	63	6	4	1	24	1	46	24	7	-	.454	.360	6
1982 ST. LOUIS	.296	123	422	43	125	12	8	4	56	2	1	2	12	2	58	24	12	9	.391	.318	11
1982 Louisville	.291	13	55	11	16	2	2	1	3	1	0	0	2	0	7	5	1	-	.455	.316	1
1983 ST. LOUIS	.286	147	601	75	172	22	8	5	75	1	3	0	26	2	98	39	8	8	.374	.314	5
Arkansas#	.276	7	29	5	8	1	1	0	2	0	0	0	4	1	6	1	0	-	.379	.364	0
1984 ST. LOUIS	.291	145	571	82	166	19	11	6	50	0	3	1	29	2	80	43	10	12	.394	.325	6
1985 ST. LOUIS	*.353	152	612	114	*216	26	*18	10	82	1	5	0	34	2	86	56	16	3	.503	.384	9
1986 ST. LOUIS	.256	124	497	65	127	22	7	7	48	0	4	1	37	7	82	19	16	8	.370	.306	3
1987 ST. LOUIS	.285	153	620	76	177	37	11	11	105	1	5	2	24	5	90	16	4	*24	.434	.312	7
1988 ST. LOUIS	.292	137	562	73	164	24	6	3	50	2	3	1	32	5	84	41	6	10	.372	.329	9
1989 ST. LOUIS	.236	58	199	23	47	10	2	3	17	0	1	1	10	0	34	8	6	2	.352	.275	3
Louisville#	.407	8	27	5	11	4	0	0	4	0	2	0	3	1	4	3	0	-	.556	.438	1
1990 ST. LOUIS	*.335	125	501	76	168	32	5	3	62	0	2	1	38	6	86	28	9	9	.437	.382	16
Oakland	.274	29	113	23	31	3	2	0	15	0	0	0	10	0	18	3	0	4	.336	.333	1
1991 San Francisco	.312	131	497	67	155	30	3	4	43	8	2	2	34	3	74	17	9	11	.408	.357	6
Phoenix#	.500	4	10	4	5	1	0	0	1	0	0	0	3	0	1	2	0	0	.600	.615	1
1992 San Francisco	.297	138	474	56	141	20	2	1	36	5	1	1	29	3	88	13	4	7	.354	.339	6
1993 San Francisco	.301	130	475	53	143	28	1	4	46	3	2	1	38	7	67	10	9	12	.389	.353	5
1994 San Francisco	.282	45	156	19	44	3	0	5	23	1	4	0	15	2	24	3	0	8	.397	.337	1
1995 Boston	.285	67	200	32	57	11	3	2	15	5	3	0	9	0	41	5	2	5	.400	.311	3
Pawtucket	.476	5	21	9	10	0	0	0	2	0	0	0	0	0	4	2	0	0	.476	.476	1
1996 ST. LOUIS	.307	123	309	52	95	15	2	5	41	1	1	2	18	2	60	5	2	8	.417	.348	5
1997 ST. LOUIS	.300	122	300	29	90	19	4	3	38	0	1	0	22	2	59	8	2	6	.420	.347	2
1998 ST. LOUIS	.253	120	269	27	68	10	1	3	34	0	3	0	14	5	49	7	2	6	.331	.287	7
1999 ST. LOUIS	.251	132	271	25	68	7	0	0	20	0	2	0	17	3	60	7	4	5	.277	.293	3
MAJOR TOTALS	.2952201	7649	1010	2254	350	94	79	856	30	46	15	448	58	1238	352	121	157	.396	.333	108	

*Led league # Injury Rehabilitation Assignment



CAREER NOTES:

Willie McGee returns to the Cardinals Major League coaching staff for his seventh season and is responsible for a variety of areas including outfield play, base running and hitting. Prior to 2018, McGee spent several seasons serving as a Special Assistant to the GM, assisting with instruction at both the Major and Minor League levels.

McGee, 65, is a decorated member of the Cardinals organization, a beloved figure among Cardinals fans and a member of the St. Louis Cardinals Hall of Fame (inducted in 2014).

McGee, who came to the Cardinals organization in October of 1981 in a trade with the New York Yankees for pitcher Bob Sykes, emerged on the national scene in 1982 when he starred during the World Series with his spectacular catches and a pair of key homers that helped the Redbirds to their first World Championship since 1967.

As a key member of the Redbirds during the "Whitey Ball" era, McGee helped the Cardinals to two additional World Series appearances in 1985 and 1987 and in 1985 he became the first Cardinal voted the National League's Most Valuable Player since 1979 (Keith Hernandez), leading the Senior Circuit with his .353 batting average, 216 hits and 18 triples. His .353 batting mark and 216 hits from 1985 still stand as the Cardinals single-season records for a switch-hitter.

A four-time All-Star (1983, 1985, 1987, 1988), the fleet-footed McGee posted a career batting mark of .295 with 352 steals and 94 triples in 18 seasons with St. Louis (1981-90 & 1996-99), Oakland (1990), San Francisco (1991-94) and Boston (1995). He currently ranks among Cardinals all-time top-10 leaders in stolen bases (301-4th), triples (83-7th) and pinch-hits (59-3rd).

In July of 1990, McGee was traded to the Oakland Athletics and helped them to the American League Championship. That year he became the first player in Major League history to win a batting title (.335) in one league after having been traded to a team in the other league. After stints in San Francisco and Boston, Willie returned to St. Louis in 1996 and helped the Cardinals to the N.L. Central title before retiring after the 1999 season.

McGee won *Rawlings* Gold Glove awards for defensive excellence in 1983, 1985 and 1986 and was a National League Silver Slugger recipient in 1985.

A 1976 graduate of Harry Ellis High School in Richmond, Calif., McGee and his wife, Vivian, have five children, Nanuashika, Jessica, Whitney, Virginia, William, and eight grandchildren.

PROFESSIONAL COACHING CAREER

St. Louis Cardinals Coach.....2018-24

AWARDS & HONORS

National League Most Valuable Player

1985: St. Louis

National League All-Star

1983: St. Louis

1985: St. Louis

1987: St. Louis

1988: St. Louis

Rawlings Gold Glove Recipient

1983: St. Louis (OF)

1985: St. Louis (OF)

1986: St. Louis (OF)

Louisville Slugger Silver Slugger Award

1985: St. Louis (OF)

World Series Championship

1982: St. Louis

National League Championship

1985: St. Louis

1987: St. Louis

American League Championship

1990: Oakland

National League Batting Title

1985: St. Louis

1990: St. Louis

St. Louis Cardinals Hall of Fame

Inducted in 2014

**JULIO
RANGEL****74***(rahn-HEL)***FULL NAME:** Julio Cesar Rangel**BORN:** Panama City, Panama**DATE OF BIRTH:** September 28, 1975**OPENING DAY AGE:** 48 (turns 49 on September 28)**UNIFORM NUMBERS WORN:** 47 (2019-20), 74 (2023-present)**ASST. PITCHING COACH/BULLPEN** **RANGEL — COMPLETE RECORD**

Year	TEAM	W-L	ERA	G	GS	SV	IP	H	R	ER	BB	SO
1994	GCL Yankees	0-0	2.45	5	0	0	7.1	7	6	2	1	9
1995	GCL Yankees	1-3	4.40	14	0	2	28.2	20	18	14	16	30
1996	Oneonta	7-2	2.96	15	14	0	85	64	35	28	36	79
1997	Greensboro	12-9	3.57	26	26	0	163.2	147	80	65	49	122
1998	Tampa	2-3	5.15	10	7	0	43.2	47	30	25	30	31
	GCL Yankees	1-0	5.27	3	3	0	13.2	18	8	8	7	19
1999	Tampa	3-3	2.93	12	9	1	55.1	48	23	18	17	36
2000	Norwich	0-3	5.45	17	2	0	38	48	28	23	20	24
	Tampa	7-1	2.84	12	10	0	63.1	59	24	20	26	67
2002	Berkshire - Indep.	0-0	4.50	2	0	0	2.0	0	1	1	3	2
MINOR TOTALS		33-24	3.66	114	71	3	498.2	458	252	203	202	417
INDEPENDENT TOTALS		0-0	4.50	2	0	0	2.0	0	1	1	3	2



CAREER NOTES:

Julio Rangel is entering his second season as the team's Assistant Pitching Coach/Bullpen, returning to the Major Leagues as a coach for the first time in 2023 since 2020. Rangel was named to his current post on November 8, 2022.

Rangel, 48, spent the past two seasons (2021-22) as the Minor League Pitching Coordinator for the Boston Red Sox.

A native of Panama City, Rangel served as the Major League pitching coach for the Texas Rangers in 2019 and 2020 and was hired as bullpen coach for the Cincinnati Reds for the 2019 season prior to his move to the Rangers.

Following a seven-year playing career in the New York Yankees minor league system (1994-2000), Julio began his coaching career with the Tampa Yankees in 2001.

He spent 11 years in the Cleveland system as a Cultural Development Coordinator (2007-08), Mental Skills Coordinator (2009-10), Lower Level Pitching Coordinator (2011-15), and Assistant Field Coordinator (2016-17). In 2018, Julio served as the San Francisco Giants' Minor League Pitching Coordinator.

Julio and his wife, Vanessa, live in Clearwater, FL with their daughter, Alexa, and son, JC.


PROFESSIONAL COACHING CAREER

St. Louis Cardinals Asst. Pitching/Bullpen Coach 2023-24
Boston Red Sox, MiLB Pitching Coordinator	... 2021-22
Texas Rangers Pitching Coach 2019-20
Cincinnati Reds Bullpen Coach 2019
San Francisco Giants, MiLB Pitching Coordinator	.. 2018
Cleveland, Asst. Field Coordinator 2016-17
Cleveland, MiLB Pitching Coordinator 2011-15
Cleveland, Mental Skills Coordinator 2009-10
Cleveland, Cultural Dev. Coordinator 2007-08
Tampa Yankees, Coach 2001



Bullpen Coach Julio Rangel, Pitching Coach Dusty Blake, and starting pitcher Adam Wainwright before the first game against the Chicago Cubs in London, England, June 24, 2023 at London Stadium.

RANGEL, JULIO

**TURNER
WARD****49****FULL NAME:** Turner Max Ward**BORN:** Orlando, Florida**DATE OF BIRTH:** April 11, 1965**OPENING DAY AGE:** 58 (Turns 59 on April 11)**UNIFORM NUMBERS WORN:** 68 (1990), 20 (1991),
24 (1991-93), 16 (1993), 27 (1994-96), 12 (1997-99),
10 (1999-2000), 25 (2001), 49 (2022-present)**HITTING COACH** **WARD — COMPLETE RECORD**

Year	Team	AVG	G	AB	R	H	2B	3B	HR	RBI	SH	SF	HBP	BB	IBB	SO	SB	CS	GDP	SLG	OBP	E
1986	Oneonta	.281	63	221	42	62	4	1	1	19	2	3	2	31	1	39	6	6	---	.321	.370	5
1987	Ft. Lauderdale	.294	130	493	83	145	15	2	7	55	7	3	6	64	4	83	25	3	---	.375	.380	8
1988	Columbus	.251	134	490	55	123	24	1	7	50	8	2	3	48	5	100	28	5	---	.347	.320	1
1989	Canton-Akron	.301	30	93	19	28	5	1	0	3	0	0	0	15	0	16	1	2	---	.376	.398	0
	ARZ Indians	.200	4	15	2	3	0	0	0	1	0	0	0	2	0	2	1	0	---	.200	.294	0
1990	Col. Springs	.299	133	495	89	148	24	9	6	65	5	9	4	72	1	70	22	15	---	.420	.386	9
	Cleveland	.348	14	46	10	16	2	1	1	10	0	0	0	3	0	8	3	0	1	.500	.388	1
1991	Syracuse	.330	59	218	40	72	11	3	7	32	1	0	0	47	1	22	9	6	5	.505	.449	0
	Col. Springs	.196	14	51	5	10	1	1	1	3	1	0	0	6	0	9	2	1	1	.314	.281	1
	Cleveland	.230	40	100	11	23	7	0	0	5	4	0	0	10	0	16	0	0	1	.300	.300	0
	Toronto	.308	8	13	1	4	0	0	0	2	0	0	0	1	0	2	0	0	1	.308	.357	0
1992	Syracuse	.239	81	280	41	67	10	2	10	29	2	1	2	44	3	43	7	5	8	.396	.346	5
	Toronto	.345	18	29	7	10	3	0	1	3	0	0	0	4	0	4	0	1	1	.552	.424	0
1993	Knoxville	.261	7	23	6	6	2	0	0	2	0	0	0	7	0	3	3	0	0	.348	.433	0
	Toronto	.192	72	167	20	32	4	2	4	28	3	4	1	23	2	26	3	3	7	.311	.287	1
1994	Milwaukee	.232	102	367	55	85	15	2	9	45	0	5	3	52	4	68	6	2	9	.357	.328	4
1995	New Orleans	.242	11	33	3	8	1	1	1	3	0	0	0	4	0	10	0	0	1	.424	.324	1
	Beloit#	.000	2	5	0	0	0	0	0	0	0	0	0	3	0	1	0	0	0	.000	.375	0
	Milwaukee	.264	44	129	19	34	3	1	4	16	1	1	1	14	1	21	6	1	2	.395	.338	1
1996	New Orleans	.348	9	23	4	8	1	0	1	1	0	0	1	7	0	4	0	0	0	.522	.516	0
	Milwaukee	.179	43	67	7	12	2	1	2	10	1	1	0	13	0	17	3	0	3	.328	.309	0
1997	Calgary	.340	59	209	44	71	18	3	9	44	0	1	5	24	0	26	7	1	5	.584	.418	3
	Pittsburgh	.353	71	167	33	59	16	1	7	33	3	1	2	18	2	17	4	1	1	.587	.420	0
1998	Pittsburgh	.262	123	282	33	74	13	3	9	46	4	7	4	27	1	40	5	4	4	.426	.328	3
1999	Nashville	.292	35	89	15	26	3	1	2	17	0	0	1	16	0	14	3	1	1	.416	.406	2
	Tucson	.375	12	40	9	15	2	0	2	8	0	0	1	7	0	4	4	1	1	.575	.479	2
	Altoona#	.000	1	3	1	0	0	0	0	0	0	0	0	2	0	2	0	0	0	.000	.400	0
	Pittsburgh	.209	49	91	2	19	2	0	0	8	3	1	1	13	0	9	2	2	2	.231	.311	2
	Arizona	.348	10	23	6	8	1	0	2	7	0	1	0	2	0	6	0	0	0	.652	.385	0
2000	Tucson	.378	32	82	24	31	10	1	4	16	0	0	0	17	2	7	0	1	3	.671	.485	0
	Arizona	.173	15	52	5	9	4	0	0	4	1	1	0	5	0	7	1	1	3	.250	.241	0
2001	Scranton-WB	.275	70	222	28	61	22	4	4	27	0	3	2	30	4	31	9	0	5	.464	.362	2
	Philadelphia	.267	17	15	1	4	1	0	0	2	0	0	1	1	1	6	0	0	1	.333	.353	0
MINOR TOTALS		.287	886	3085	510	884	153	30	62	375	26	22	27	446	21	486	127	47	---	.416	.379	39
MAJOR TOTALS		.251	626	1548	210	389	73	11	39	219	20	22	13	186	11	247	33	15	36	.388	.332	12

*Led league # Injury Rehabilitation Assignment



WARD — MANAGERIAL RECORD

Year	Club	League	Finish	W	L
2006	GCL Pirates	Gulf Coast League (R)	2nd (South Division)	27	26
2007	State College (Pa.)	New York-Penn (A)	3rd (Pinckney Division)	36	39
2011	Mobile*	Southern (AA)	2nd/1st (South Division)	84	54
2012	Mobile*	Southern (AA)	1st/5th (South Division)	69	71
MINOR TOTALS				216	190

* League Champions

CAREER NOTES:

Ward enters his third season as a member of the Cardinals coaching staff, and his second as the team's Hitting Coach. Ward first joined the organization in November of 2021 as Assistant Hitting Coach.

He previously served as a Major League hitting coach for Cincinnati (2019), Los Angeles Dodgers (2016-18) and the Arizona Diamondbacks (2014-15) and he was the Assistant Hitting Coach for Arizona in 2013.

Ward, who turns 59 on April 11, played 12 seasons in the majors from 1990-2001 before transitioning into coaching.

Drafted by the Yankees (18th round) in 1986 as an outfielder out of the University of South Alabama, the switch-hitting Ward played for the Indians (1990-91), Blue Jays (1991-1993), Brewers (1994-96), Pirates (1997-99), Diamondbacks (1999-2000) and Phillies (2001).

He spent eight years coaching in the Arizona Diamondbacks organization, serving as Hitting Coach at Class AA Mobile (2008-10), Manager at Mobile (2011-12), Assistant Hitting coach for Arizona (2013) and Hitting Coach for Arizona (2014-15). The Alabama native was the Hitting Coach for the Los Angeles Dodgers from 2016-18, which included consecutive trips to the World Series in 2017 and 2018. Ward then joined the Cincinnati Reds as hitting coach in 2019. He also managed in the minors in 2006 with the Gulf Coast League Pirates and in 2007 with the State College Spikes of the New York-Penn League (A).

Ward's Mobile teams won consecutive Southern League championships in 2011 and 2012, and he was named Southern League Manager of the Year in 2011 as Mobile was voted Minor League Team of the Year by *Baseball America*. Ward in 2012 was a coach for the World Team at the All-Star Futures Game at Kansas City and managed in the Southern League All-Star Game.

Ward played for the Toronto Blue Jays' World Series championship teams in 1992 and 1993 and he hit a pinch-hit, two-run HR in Game 3 of the 1999 NL Division Series for Arizona against the New York Mets. He was playing RF for the Pirates vs the Dodgers on 5/3/98 at Three Rivers Stadium when the momentum of his leaping catch of Mike Piazza's fly ball carried him through the outfield wall.

Ward graduated from Satsuma (AL) High School and attended the University of South Alabama in Mobile, where he was a teammate of 19-year veteran Major Leaguer Luis Gonzalez, and Faulkner State (Ala.) Junior College. In 2016 earned his bachelor's degree in business administration from the University of Phoenix. Turner and his wife, Donna, have three children; Tucker, Olin and Kendall. His son Tucker, a right-handed pitcher, was selected out of Louisiana Tech University by the Diamondbacks in the 40th round of the 2015 amateur draft and spent three seasons in the Arizona organization.

PROFESSIONAL COACHING CAREER

St. Louis Cardinals Hitting Coach.....	2023-24
St. Louis Cardinals Asst. Hitting Coach.....	2022
Cincinnati Reds Hitting Coach.....	2019
Los Angeles Dodgers Hitting Coach.....	2016-18
Arizona Diamondbacks Hitting Coach.....	2014-15
Arizona Diamondbacks Asst. Hitting Coach.....	2013
Mobile (AA) Manager.....	2011-12
Mobile (AA) Hitting Coach.....	2008-10
State College (A) Manager.....	2007
GCL Pirates (R) Manager.....	2006

AWARDS & HONORS

Southern League Hall of Fame
2015

Southern League All-Star Game Manager
2012: Mobile (AA)

Southern League Manager of the Year
2011: Mobile (AA)

Southern League Championship
2011: Mobile (AA)
2012: Mobile (AA)

Mobile (Ala.) Sports Hall of Fame
2007

Alabama Junior College Hall of Fame
1996

**RON "POP"
WARNER****75****FULL NAME:** Ronald Michael Warner**BORN:** Alhambra, California**DATE OF BIRTH:** December 2, 1968**OPENING DAY AGE:** 55**UNIFORM NUMBERS WORN:** 75 (2017-present)**THIRD BASE COACH** **WARNER — MANAGERIAL RECORD**

Year	Club	League	Finish	W	L
2003	Johnson City	Appalachian (R)	4th (West)	27	36
2005	Palm Beach	Florida State (A)	3rd (East)*	69	71
2006	Palm Beach	Florida State (A)	1st (East)	75	60
2007	Springfield	Texas (AA)	1st (North)	73	63
2008	Springfield	Texas (AA)	1st (North)	76	64
2009	Springfield	Texas (AA)	3rd (North)	71	69
2010	Springfield	Texas (AA)	2nd (North)	76	64
2011	Springfield	Texas (AA)	4th (North)	62	77
2012	Memphis	Pacific Coast (AAA)	3rd (American North)	57	87
2013	Memphis	Pacific Coast (AAA)	3rd (American North)	69	75
2014	Memphis	Pacific Coast (AAA)	1st (American South)	79	64
MINOR TOTALS				734	730

* League Champions

WARNER — PLAYING RECORD

Year	Club	LG	AVG	G	AB	R	H	2B	3B	HR	RBI	BB	SO	SB
1991	Hamilton	NYPL	.301	71	219	31	66	11	3	1	20	28	43	9
1992	Savannah	SAL	.219	85	242	30	53	8	1	0	12	29	63	2
1993	St. Petersburg	FSL	.289	103	311	42	90	8	3	4	37	31	39	5
1994	Arkansas	Tex	.240	95	233	28	56	14	1	4	25	39	57	1
1995	Arkansas	Tex	.245	47	98	9	24	3	0	0	8	16	15	0
1996	Arkansas	Tex	.300	84	233	36	70	22	4	6	39	38	25	5
1997	Louisville	AA	.232	101	276	43	64	16	0	7	30	42	45	4
1998	Memphis	PCL	.270	116	370	57	100	29	1	7	38	42	68	3
1999	Memphis	PCL	.290	90	245	35	71	14	1	11	33	32	70	8
MINOR TOTALS			.267	792	2227	311	594	125	14	40	242	297	425	37



CAREER NOTES:

Warner enters his 34th season in the Cardinals organization and his sixth on the Opening Day Major League coaching staff as the third base coach. The 2024 season marks his seventh-straight year in some capacity on the Major League staff with two prior seasons (2017-18) being transferred onto the Major League coaching staff midway through the season following coaching transactions.

Warner has 11 years of managerial experience in the Cardinals organization, most recently as the manager of triple-A Memphis (2012-14) with double-A Springfield (2007-11) and high-A Palm Beach (2005-06) also under his tutelage. In 2003, his managerial career began with the rookie league Johnson City Cardinals of the short-season Appalachian League.

In 2005, Warner managed the Palm Beach Cardinals to the Florida State League playoffs, where the squad knocked off the Vero Beach Dodgers in three games (2-1) before winning the league championship in five games (3-2) over the heavily favored Lakeland Tigers. The resilient Palm Beach squad took the title game with home runs in the 9th and 10th innings tying and taking the lead on the road. Warner was named the 2005 George Kissell Award winner by his peers following his efforts.

Warner guided his teams to the postseason in five of his first eight years and 6-of-11 overall. His minor league managerial record stands at 734-730 (.501).

His coaching career began in 2000 serving as the batting practice pitcher for the St. Louis Cardinals before moving on to take a coaching role for double-A New Haven in 2001. In 2002-03, Warner was the hitting coach for short-season New Jersey (A) and then held the same post with single-A Peoria in 2004.

Following his days as a minor league manager, Warner took roles as the team's Minor League Infield Coordinator (2015-16) and then Assistant Field Coordinator (2017-18).

Originally a 17th round draft pick (441st overall) by the St. Louis Cardinals in 1991 out of the University of Wyoming baseball program, Warner, a native of southern California, played nine years in the Cardinals minor leagues covering 792 career games. He batted .267 with 40 home runs and 242 RBI playing a myriad of positions including all infield spots, outfield and made three relief appearances as a pitcher. He played in 238 games as a shortstop, his most at any position.

Warner, 55, resides in St. Charles, Mo., with his wife Laura, sons, Colin Michael (1/9/04) and Benjamin Anthony (1/25/10) and daughter Callie Marie (10/2/11). He wears uniform No. 75 to honor the late Darryl Kile (flipping the 5-and-7), who died while playing for the Cardinals in 2002.

PROFESSIONAL COACHING CAREER

St. Louis Cardinals Third Base Coach	2019-24
St. Louis Cardinals Interim Bench Coach	2018
Cardinals Assistant Field Coordinator	2017
St. Louis Cardinals Interim Coach	2017
Cardinals Minor League Infield Coordinator	2017
Memphis (AAA) Manager	2012-14
Springfield (AA) Manager	2007-11
Palm Beach (A) Manager	2005-06
Peoria (A) Hitting Coach	2004
Johnson City (R) Manager	2003
New Jersey (SS-A) Hitting Coach	2002
New Haven (AA) Coach	2001
St. Louis Cardinals Batting Practice Pitcher	2000

AWARDS & HONORS

George Kissell Award
2005: Palm Beach (A)

Florida State League Manager of the Year
2006: Palm Beach (A)

Florida State League Championship
2005: Palm Beach (A)



PATRICK "PACKY" ELKINS
GAMEDAY PLANNING COACH - HITTING/PITCHING (88)

Patrick "Packy" Elkins enters his 14th season in the Cardinals organization and his fifth as a member of the Major League coaching staff. Packy's duties include game day planning, strategy and scouting, working with both the hitting and pitching coaches.

Prior to joining the Major League coaching staff in 2020, Elkins worked five years as a Major League Pro Scout in the Cardinals organization and as a 4th Coach in 2014, where he joined Manager Mike Shildt's staff in Double-A Springfield.

Elkins played four years of college baseball at Belmont University in Nashville, Tenn., where he graduated with a Marketing degree in 2010. He was later selected by St. Louis in the 37th round of that season's First-Year Player Draft. The infielder played the 2010 season under Shildt in Johnson City, 2011 in Quad Cities, and 2012 in Palm Beach with Jeff Albert as his hitting coach.

Elkins, 36, resides in Raleigh, N.C. with his wife, Brittany, daughter, Annie (7), and son, Joseph (5).

DEAN KIEKHEFER
ASSISTANT PITCHING COACH (89)
(KEE-keff-ur)

Former Cardinals relief pitcher Dean Kiekhefer enters his first season as Assistant Pitching Coach in St. Louis after serving as the organization's minor league pitching coordinator the past two years (2022-23). He was the pitching coach for Palm Beach (A) in 2021 and was set to serve as the pitching coach for the State College Spikes (R) in 2020 before the minor league season was cancelled due to the pandemic.

Kiekhefer enjoyed a 10-year professional playing career, including two seasons in the Major Leagues, with 30 career appearances between the Cardinals and Athletics posting marks of 0-0 with a 6.38 ERA in 24.0 innings. The southpaw made his Major League debut with the Cardinals on May 14, 2016 at Dodger Stadium against Los Angeles, striking out four of six total batters faced, his career-high for an appearance.

Twice drafted, Kiekhefer was originally selected by the Cleveland Indians in the 37th round of the 2007 MLB Draft out of Oldham High School (Ky.) before playing college baseball at the University of Louisville. He was then selected by the St. Louis Cardinals in the 36th round of the 2010 MLB Draft and signed.

Kiekhefer, 34, resides in LaGrange, KY, with his wife Jacquelyn and children Cru (8) and Otto (6).





ADAM OLSEN
DIRECTOR OF
MEDICAL OPERATIONS/
HEAD ATHLETIC TRAINER



CHRIS CONROY
ASSISTANT
ATHLETIC TRAINER



KEITH JOYNT
ASSISTANT
ATHLETIC TRAINER/MEDICAL
ADMINISTRATION



THOMAS KNOX
ASSISTANT DIRECTOR
OF PERFORMANCE



LANCE THOMASON
HEAD STRENGTH AND
CONDITIONING COACH



FRANK WITKOWSKI
ASSISTANT STRENGTH AND
CONDITIONING COACH



JASON SHUTT
PERFORMANCE SPECIALIST
PHYSICAL THERAPIST



MATT LEONARD
MAJOR LEAGUE
PHYSICAL THERAPIST



CYRUS POTIER
SOFT TISSUE THERAPIST



JAMIE POGUE (94)
ASSISTANT MAJOR LEAGUE
COACH/BULLPEN COACH



**KLEININGER
TERAN (76)**
BULLPEN CATCHER



2024 ST. LOUIS CARDINALS ROSTER

MANAGER: Oliver Marmol (37)**COACHES:** Brandon Allen (87), Dusty Blake (90), Stubby Clapp (82), Daniel Descalso (34), Willie McGee (51), Julio Rangel (74), Turner Ward (49), Ron "Pop" Warner (75), Jamie Pogue (94), Kleininger Teran (76), Dean Kiekhefer (60), Patrick Elkins (88), DC MacLea

No.	Pitchers (20)	B	T	Ht.	Wt.	B-Date	Place of Birth	Residence
64	FERNANDEZ, RYAN	R	R	6-0	200	6/11/98	Tampa, FL	Tampa, FL
65	GALLEGOS, GIOVANNY	R	R	6-2	205	8/14/91	Ciudad Obregón, Mexico	Ciudad Obregón, Mexico
44	GIBSON, KYLE	R	R	6-6	200	10/23/87	Greenfield, IN	Valley Ridge, MO
54	GRAY, SONNY	R	R	5-10	190	11/7/89	Smyrna, TN	Nashville, TN
56	HELSELEY, RYAN	R	R	6-1	235	7/18/94	Talequah, OK	Cookson, OK
47	KING, JOHN	L	L	6-1	215	9/14/94	Laredo, TX	Grand Prairie, TX
27	KITTREDGE, ANDREW	R	R	6-1	230	3/17/90	Spokane, WA	Spokane, WA
66	KLOFFENSTEIN, ADAM	R	R	6-5	245	8/25/00	Magnolia, TX	Magnolia, TX
52	LIBERATORE, MATTHEW	L	L	6-5	215	11/6/99	Peoria, AZ	Punta Gorda, FL
31	LYNN, LANCE	R	R	6-5	280	5/12/87	Brownsburg, IN	Marion, IL
32	MATZ, STEVEN	R	L	6-3	205	5/29/91	Stony Brook, NY	Franklin, TN
93	MIDDLETON, KEYNAN	R	R	6-2	215	9/12/93	Portland, OR	Milwaukie, OR
39	MIKOLAS, MILES	R	R	6-4	230	8/23/88	Jupiter, FL	Jupiter, FL
55	O'BRIEN, RILEY	R	R	6-4	180	2/6/95	Seattle, WA	Seattle, WA
53	PALLANTE, ANDRE	R	R	6-0	215	9/18/98	Mission Viejo, CA	San Clemente, CA
61	ROBBERSE, SEM	R	R	6-1	195	10/12/01	Zeist, Netherlands	Clearwater, FL
29	ROBERTSON, NICK	R	R	6-5	235	7/16/98	Roanoke, VA	Callaway, VA
38	ROM, DREW	L	L	6-1	215	12/15/99	Cincinnati, OH	Fort Thomas, KY
59	ROMERO, JOJO	L	L	5-11	215	9/9/96	Camarillo, CA	Oxnard, CA
57	THOMPSON, ZACK	L	L	6-2	215	10/28/97	Selma, IN	Jupiter, FL



DIRECTOR, MEDICAL OPERATIONS: Adam Olsen

HEAD PHYSICIAN: Dr. George Paletta

ASSISTANT ATHLETIC TRAINERS: Chris Conroy, Keith Joynt

DIRECTOR, TEAM TRAVEL: Ernie Moore

PHYSICAL THERAPIST/PERFORMANCE: Thomas Knox, Jason Shutt

HEAD CLUBHOUSE MANAGER: Mark Walsh

STRENGTH & CONDITIONING: Lance Thomason, Frank Witkowski

SENIOR, DIR. OF COMMUNICATIONS: Brian Bartow

PHYSICAL THERAPIST: Matt Leonard

2023 Clubs	W-L	ERA	G	GS	CG	SHO	SV	IP	H	R	ER	BB	SO	MLServ
Worcester (AAA)	3-3	6.16	26	0	0	0	0	30.2	38	23	21	10	35	0.000
Portland (AA)	2-1	1.77	14	0	0	0	1	20.1	14	5	4	8	26	
Salem (A)	1-0	0.00	2	0	0	0	0	3.1	1	0	0	0	0	
ST. LOUIS	2-4	4.42	56	0	0	0	10	55.0	54	28	27	12	59	5.085
Baltimore	15-9	4.73	33	33	0	0	0	192.0	198	101	101	55	157	10.039
Minnesota	8-8	2.79	32	32	0	0	0	184.0	156	59	57	55	183	10.061
ST. LOUIS	3-4	2.45	33	0	0	0	14	36.2	22	11	10	17	52	4.105
Memphis (AAA)	0-0	0.00	1	0	0	0	0	0.1	1	0	0	1	0	
Springfield (AA)	0-0	9.00	4	0	0	0	0	4.0	7	4	4	1	4	
ST. LOUIS	1-0	1.45	20	0	0	0	0	18.2	19	3	3	6	10	2.148
Texas	1-1	5.79	15	0	0	0	0	18.2	26	12	12	4	10	
Round Rock (AAA)	2-2	3.32	12	3	0	0	1	21.2	28	9	8	6	13	
Tampa Bay	2-0	3.09	14	0	0	0	1	11.2	12	4	4	2	10	5.070
Durham (AAA)	3-1	5.40	12	0	0	0	0	13.1	18	8	8	3	9	
FCL Rays (R)	0-0	0.00	3	0	0	0	0	3.0	1	0	0	0	6	
Memphis (AAA)	2-1	3.00	9	8	0	0	0	39.0	29	13	13	31	35	0.000
New Hampshire (AA)	5-5	3.24	17	17	1	0	0	89.0	79	42	32	34	105	
ST. LOUIS	3-6	5.25	22	11	0	0	0	61.2	66	42	36	25	46	0.144
Memphis (AAA)	4-3	4.18	13	13	0	0	0	64.2	58	32	30	38	84	
Los Angeles (NL)	7-2	4.36	11	11	0	0	0	64.0	59	33	31	22	47	12.119
Chicago (AL)	6-9	6.47	21	21	0	0	0	119.2	130	94	86	45	144	
ST. LOUIS	4-7	3.86	25	17	0	0	0	105.0	108	48	45	32	98	8.099
New York (AL)	0-0	1.88	12	0	0	0	0	14.1	7	3	3	7	17	6.023
Chicago (AL)	2-2	3.96	39	0	0	0	2	36.1	33	17	16	16	47	
Charlotte (AAA)	0-0	0.00	3	0	0	0	1	3.0	1	0	0	2	3	
ST. LOUIS	9-13	4.78	35	35	0	0	0	201.1	226	110	107	39	137	7.037
Tacoma (AAA)	2-5	2.29	51	3	0	0	15	55.0	36	19	14	31	86	0.009
ST. LOUIS	4-1	4.76	62	0	0	0	0	68.0	76	37	36	30	43	1.166
Memphis (AAA)	0-0	2.79	5	0	0	0	0	9.2	5	5	3	2	14	
Memphis (AAA)	2-1	4.84	8	7	0	0	0	35.1	39	21	19	24	44	0.000
New Hampshire (AA)	3-5	4.06	18	18	0	0	0	88.2	71	42	40	33	86	
Los Angeles (NL)	0-1	6.10	9	0	0	0	0	10.1	17	10	7	4	13	0.063
Boston	0-0	6.00	9	1	0	0	0	12.0	13	9	8	5	13	
Oklahoma City (AAA)	2-0	2.54	27	0	0	0	7	28.1	19	10	8	9	42	
Worcester (AAA)	2-1	4.40	15	0	0	0	2	14.1	14	9	7	4	16	
ST. LOUIS	1-4	8.02	8	8	0	0	0	33.2	51	34	30	19	32	0.044
Memphis (AAA)	2-0	0.82	2	2	0	0	0	11.0	2	2	1	4	18	
Norfolk (AAA)	7-6	5.34	19	18	1	0	0	86.0	100	53	51	46	100	
ST. LOUIS	4-2	3.68	27	0	0	0	3	36.2	29	17	15	10	42	3.045
Memphis (AAA)	2-1	3.00	17	0	0	0	2	21.0	19	8	7	9	33	
ST. LOUIS	5-7	4.48	25	9	0	0	0	66.1	69	35	33	25	72	1.045
Memphis (AAA)	1-4	8.65	11	9	0	0	0	34.1	42	34	33	39	41	

ROSTER



No.	Catchers (3)	B	T	Ht.	Wt.	B-Date	Place of Birth	Residence
40	CONTRERAS, WILLSON	R	R	6-1	240	5/13/92	Puerto Cabello, Venezuela	Orlando, FL
48	HERRERA, IVÁN	R	R	6-0	220	6/1/00	Panama City, Panama	Panama City, Panama

43	PAGÉS, PEDRO	R	R	6-0	245	9/17/98	Maracay, Venezuela	Miami, FL
----	--------------	---	---	-----	-----	---------	--------------------	-----------

No.	Infielders (12)	B	T	Ht.	Wt.	B-Date	Place of Birth	Residence
28	ARENADO, NOLAN	R	R	6-2	215	4/16/91	Newport Beach, CA	San Clemente, CA
26	BAKER, LUKEN	R	R	6-4	285	3/10/97	Houston, TX	Spring, TX

13	CARPENTER, MATT	L	R	6-3	224	11/26/85	Galveston, TX	Glen Rose, TX
35	CRAWFORD, BRANDON	L	R	6-1	223	1/21/87	Mountain View, CA	Scottsdale, AZ
33	DONOVAN, BRENDAN	L	R	6-1	210	1/16/97	Wurzburg, Germany	Madison, AL
19	EDMAN, TOMMY	S	R	5-10	193	5/9/95	Pontiac, MI	San Diego, CA

15	FERMÍN, JOSÉ	R	R	6-0	198	3/29/99	Puerto Plata, Dominican Rep.	Puerto Plata, Dominican Rep.
----	--------------	---	---	-----	-----	---------	------------------------------	------------------------------

46	GOLDSCHMIDT, PAUL	R	R	6-2	225	9/10/87	Wilmington, DE	Jupiter, FL
16	GORMAN, NOLAN	L	R	6-1	225	5/10/00	Phoenix, AZ	Pompano Beach, FL
22	RIVAS III, ALFONSO	L	L	5-11	200	9/13/96	Chula Vista, CA	Austin, TX

0	WINN, MASYN	R	R	5-10	180	3/21/02	Katy, TX	Kingwood, TX
---	-------------	---	---	------	-----	---------	----------	--------------

25	YOUNG, JARED	L	R	6-0	200	7/9/95	Prince George, BC, Canada	Prince George, BC, Canada
----	--------------	---	---	-----	-----	--------	---------------------------	---------------------------

No.	Outfielders (5)	B	T	Ht.	Wt.	B-Date	Place of Birth	Residence
41	BURLESON, ALEC	L	L	6-1	225	11/25/98	Charlotte, NC	Stanley, NC
3	CARLSON, DYLAN	S	L	6-2	200	10/23/98	Elk Grove, CA	Elk Grove, CA

21	NOOTBAAR, LARS	L	R	6-2	205	9/8/97	El Segundo, CA	El Segundo, CA
----	----------------	---	---	-----	-----	--------	----------------	----------------

63	SIANI, MICHAEL	L	L	6-0	195	7/16/99	Glenside, PA	Glenside, PA
----	----------------	---	---	-----	-----	---------	--------------	--------------

18	WALKER, JORDAN	R	R	6-6	250	5/22/02	Stone Mountain, GA	Jupiter, FL
----	----------------	---	---	-----	-----	---------	--------------------	-------------



2023 Club	AVG.	G	AB	R	H	2B	3B	HR	RBI	BB	SO	SB	MLServ
ST. LOUIS	.264	125	428	55	113	27	0	20	67	51	111	6	7.108
ST. LOUIS	.297	13	37	6	11	2	0	0	4	5	11	0	0.063
Memphis (AAA)	.297	83	290	66	86	27	1	10	60	75	77	11	
Springfield (AA)	.267	117	424	63	113	23	2	16	72	59	96	3	0.000

2023 Club	AVG.	G	AB	R	H	2B	3B	HR	RBI	BB	SO	SB	MLServ
ST. LOUIS	.266	144	560	71	149	26	2	26	93	41	101	3	10.155
ST. LOUIS	.209	33	86	9	18	3	0	2	10	13	31	0	0.081
Memphis (AAA)	.334	84	314	71	105	22	0	33	98	59	76	0	
San Diego	.176	76	188	18	33	12	0	5	31	41	67	1	11.145
San Francisco	.194	93	283	31	55	11	1	7	38	28	81	3	12.094
ST. LOUIS	.284	95	327	48	93	10	1	11	34	33	53	5	2.000
ST. LOUIS	.248	137	479	69	119	25	4	13	47	35	84	27	4.114
Memphis (AAA)	.250	2	8	2	2	0	0	0	1	0	3	0	
ST. LOUIS	.235	21	51	2	12	1	0	0	4	6	8	0	0.070
Memphis (AAA)	.227	20	66	16	15	3	1	4	7	12	5	1	
Palm Beach (A)	.200	5	20	3	4	1	0	1	2	3	0	1	
FCL Cardinals (R)	.176	5	17	1	3	1	0	0	1	2	3	1	
ST. LOUIS	.268	154	593	89	159	31	0	25	80	87	161	11	12.059
ST. LOUIS	.236	119	406	59	96	17	0	27	76	53	148	7	1.139
Pittsburgh	.234	40	94	6	22	8	1	3	14	7	29	1	1.096
San Diego	.200	8	15	2	3	2	0	0	1	2	7	0	
El Paso (AAA)	.332	58	208	54	69	19	3	9	40	49	50	8	
ST. LOUIS	.172	37	122	8	21	2	0	2	12	10	26	2	0.045
Memphis (AAA)	.288	105	445	99	128	15	7	18	61	44	83	17	
Chicago (NL)	.186	16	43	8	8	0	3	2	8	3	13	2	0.061
Iowa (AAA)	.310	90	310	71	96	16	2	21	72	50	84	7	

2023 Club	AVG.	G	AB	R	H	2B	3B	HR	RBI	BB	SO	SB	MLServ
ST. LOUIS	.244	107	315	34	77	20	1	8	36	23	45	3	1.029
ST. LOUIS	.219	76	219	27	48	8	1	5	27	26	49	3	3.104
Memphis (AAA)	.333	3	9	2	3	1	0	0	1	3	0	0	
ST. LOUIS	.261	117	426	74	111	23	1	14	46	72	99	11	2.076
Memphis (AAA)	.467	4	15	4	7	1	0	2	5	1	2	0	
Springfield (AA)	.000	1	5	0	0	0	0	0	1	0	2	0	
ST. LOUIS	.000	5	5	0	0	0	0	0	0	0	1	1	0.033
Memphis (AAA)	.226	10	31	6	7	2	0	0	1	7	8	1	
Cincinnati	.000	3	0	1	0	0	0	0	0	1	0	0	
Louisville (AAA)	.228	108	378	63	86	15	3	9	47	69	109	22	
ST. LOUIS	.276	117	420	51	116	19	2	16	51	37	104	7	0.149
Memphis (AAA)	.239	29	113	14	27	6	0	4	16	16	32	4	

**NOLAN ARENADO needs**

- 25 home runs for 350
- 36 doubles for 400
- 10 home runs for 100 as a Cardinal
- 37 hits for 500 as a Cardinal
- 23 home runs at Busch III for 68 (T4th all-time, Yadier Molina 7 Matt Carpenter).

DYLAN CARLSON needs

- 16 home runs for 50
- 50 RBI for 200

MATT CARPENTER needs

- 1 home run at Busch III for 69 (4th all-time), 6 home runs at Busch III for 74 (T3th all-time, Paul Goldschmidt).
- 1 home run for 156 as a Cardinal (T12th all-time, Matt Holliday); 2 for 158 as a Cardinal (T11th all-time, Johnny Mize).
- 4 runs for 756 as a Cardinal (T16th all-time, Pepper Martin), 8 for 760 (T15th all-time, Willie McGee), 25 for 777 (T14th all-time, Yadier Molina)
- 2 extra base hits for 486 (T12th all-time, Jim Edmonds)
- 25 TB's for 2,000 as a Cardinal
- 25 home runs for 200
- 48 games played for 1,500

BRANDON CRAWFORD needs

- 10 doubles for 300
- 4 home runs for 150
- 3 stolen bases for 50
- 108 hits for 1,500

WILLSON CONTRERAS needs

- 1 hit for 750
- 13 home runs for 150
- 68 RBI for 500
- 141 games for 1,000

TOMMY EDMAN needs

- 3 stolen bases for 109 as a Cardinal (T19th all-time, Emmett Hedrick), 12 SB for 118 (T18th all-time, Rogers Hornsby), 26 SB for 132 (T17th all-time, Patsy Donovan), 28 SB for 134 (T16th all-time, Julian Javier), 32 SB for 138 (T15th all-time, Garry Templeton).
- 41 hits at Busch III for 337 (T8th all-time, Skip Schumaker)
- 53 hits at Busch III for 349 (T7th all-time, Jon Jay) 60 for 356 (T6th, Kolten Wong)
- 26 RBI at Busch III for 137 (T10th all-time, Paul DeJong)

GIOVANNY GALLEGOS needs

- 10 games for 300
- 6 saves for 50
- 9 games at Busch III for 148 (T4th all-time, Ryan Franklin), 26 for 165 (T3rd all-time, Jason Motte)
- 3 games for 273 (T24th all-time, Dizzy Dean), 4 for 274 (T23rd all-time, Carlos Martinez)
- 5 saves for 48 (T13th all-time, Dave Veres), 11 for 54 (T12th all-time, Jason Motte), 16 for 59 (T11th all-time, Al Hrabosky), 17 for 60 (T10th all-time, Al Brazle & Joe Hoerner).

KYLE GIBSON needs

- 141 strikeouts for 1,500
- 6 games started for 300

PAUL GOLDSCHMIDT needs

- 10 home runs for 350
- 91 hits for 2,000
- 25 extra base hits for 800
- 14 home runs at Busch III for 88 (T-2nd all-time, Matt Holliday)

NOLAN GORMAN needs

- 9 home runs for 50
- 89 RBI for 200

SONNY GRAY needs

- 2 wins for 100
- 21 games for 300
- 30 games started for 300

RYAN HELSLEY needs

- 15 saves for 50
- 26 games for 200
- 1 save at Busch III for 22 (T5th all-time, Edward Mujica); 11 for 32 (T4th all-time, Jason Motte), 22 for 43 (3rd, Jason Isringhausen), 25 for 46 (T2nd all-time, Ryan Franklin).
- 4 saves for 39 as a Cardinal (T15th all-time, Ken Dayley & Seung Hwan Oh), 8 for 43 (T14th all-time, Giovanni Gallegos), 13 for 48 (T13th all-time, Dave Veres), 19 for 54 (T12th all-time, Jason Motte), 24 for 59 (T11th all-time, Al Hrabosky), 25 for 60 (T10th all-time, Al Brazle & Joe Hoerner).

LANCE LYNN needs

- 16 wins for 150
- 94 strikeouts for 2,000
- 9 games for 350
- 33 games started for 350
- 34 strikeouts for 1,000 in the N.L.
- 6 games pitched for 200 in the N.L.
- 6 innings pitched at Busch III for 490 (T3rd all-time, Jaime Garcia), 6.1 innings pitched at Busch III (T2nd all-time, Kyle Lohse)
- 11 strikeouts at Busch III (T2nd all-time, Carlos Martinez)
- 13 games at Busch III for 100 career
- 16 innings pitched at Busch II for 500
- 8 strikeouts for 927 as a Cardinal (T10th all-time, Carlos Martinez), 19 strikeouts for 938 (T9th all-time, Bill Doak), 32 for 951 (T8th all-time, Steve Carlton), 60 for 979 (T7th all-time, Jesse Haines), 67 for 986 (T6th all-time, Matt Morris), 81 for 1,000 (6th Cardinal all-time with 1,000)
- 11 wins for 83 as a Cardinal (T20th all-time, Lon Warneke)
- 10 games started for 171 at a Cardinal (T20th all-time, Curt Simmons)

STEVEN MATZ needs

- 152 strikeouts for 1,000
- 116.2 innings pitched for 1,000
- 19 games pitched for 200

MILES MIKOLAS needs

- 22 games for 200
- 75.2 innings pitched for 1,000
- 27 strikeouts for 700
- 1 win at Busch Stadium for 24 (8th all-time), 6 for 29 (T7th all-time, Carlos Martinez), 7 for 30 (T6th all-time, Kyle Lohse), 8 for 31 (T5th all-time, Michael Wacha).
- 14 strikeouts for 328 at Busch III (T7th all-time, Jack Flaherty), 42 for 356 (T6th all-time, Chris Carpenter)
- 1 game started for 70 at Busch III (T6th all-time, Carlos Martinez), 7 for 76 (T5th all-time, Michael Wacha), 9 for 78 (T2nd all-time, Kyle Lohse)
- 95 strikeouts for 706 as a Cardinal (T23rd all-time, Jack Flaherty)
- 167.0 innings pitched as a Cardinal for 1,000

* **RED:** St. Louis Cardinals Record* **BLUE:** Busch Stadium III Record



JANUARY

- 15 Matt Holliday^ (44)
- 16 Brandon Donovan (27)
- 18 John Mozeliak (55)
- 21 Brandon Crawford (37)
- 28 Bill White^ (90)
- 29 Ryan Loutos (25)
- 30 John Rooney (69)
- 31 Brad Thompson (42)

FEBRUARY

- 2..... John Tudor^ (70)
- 6..... Riley O'Brien (29)
- 8..... Matt Koperniak (26)
- 12 Brandon Allen (38)
- Victor Scott II (23)
- 13 Leonardo Bernal (20)
- 24 Stubby Clapp (51)
- 27 Chip Caray (59)

MARCH

- 2..... Wilking Rodríguez (34)
- 4..... Jeremy Rivas (21)
- 10 Luken Baker (27)
- 16 Cooper Hjerpe (23)
- 17 Gordon Graceffo (24)
- Andrew Kittredge (34)
- 21 Masyn Winn (22)
- 29 José Fermín (25)

APRIL

- 4..... Tommy Herr^ (68)
- Scott Rolen^ (49)
- Wade Stauss (25)
- 10 Thomas Saggese (22)
- First game at Busch III (2006)
- 11 Turner Ward (59)
- 16 Nolan Arenado (33)
- Packy Naughton (28)
- 23 Fernando Tatis hit two grand slams in the 3rd inning at Dodger Stadium (1999)
- 26 Dusty Blake (42)
- 27 Chris Carpenter^ (49)

MAY

- 2..... Stan Musial hit five home runs in a DH vs. Giants (1954)
- 9..... Tommy Edman (29)
- 10 Nolan Gorman (24)
- César Prieto (25)
- 12 Andre Granillo (24)
- Lance Lynn (37)
- 13 Willson Contreras (32)
- Stan Musial collected his 3,000th career hit with a pinch-hit double off Mo Drobowsky at Wrigley Field (1958)
- 22 Jordan Walker (22)
- 29 Steven Matz (33)
- Connor Thomas (26)

JUNE

- 1..... Sammy Hernandez (20)
- Iván Herrera (24)
- 3..... Nick Raposo (24)
- 4..... Kyle Leahy (27)
- 5..... Ray Lankford^ (57)
- 11 Ryan Fernandez (26)
- 27 Jim Edmonds^ (54)

JULY

- 2..... Oliver Marmol (38)
- 8..... Michael McGreevy (24)
- 9..... Jared Young (29)
- 12 Victor Santos (24)
- 13 Yadier Molina (42)^
- 16 Nick Robertson (26)
- Michael Siani (25)
- 17 Bob Gibson recorded his 3000th career strikeout vs. Cincinnati's Cesar Geronimo (1974)
- 18 Ryan Helsley (30)
- Joe Torre* (84)
- 19 Rick Ankiel (45)
- Jimmy Crooks (23)
- 20 Bengie Molina (50)
- 21 Al Hrabosky (75)
- 23 Kleinger Teran (35)
- 27 Aaron Antonini (26)
- 30 Ricky Horton (65)

AUGUST

- 3..... Max Rajcic (23)
- 6..... Tink Hence (22)
- 9..... Julian Javier^ (88)
- Ted Simmons* (75)
- 13 Lou Brock notched his 3000th career hit vs. Chicago (1979)
- 14 Giovanni Gallegos (33)
- 17 Jamie Pogue (47)
- 23 Miles Mikolas (36)
- 25 Polo Ascencio (49)
- Adam Kloffenstein (24)
- 27 Moises Gómez (26)
- 30 Adam Wainwright (43)^
- 31 William O. DeWitt Jr. (83)

SEPTEMBER

- 7..... Jason Isringhausen^ (52)
- Mark Whiten hit four home runs in the second game of a double-header at Cincinnati (1993)
- 8..... Lars Nootbaar (27)
- 9..... JoJo Romero (28)
- 10 Paul Goldschmidt (37)
- 12 Keynan Middleton (31)
- 13 Alfonso Rivas (28)
- 14 John King (30)
- 17 Pedro Pages (26)
- 18 Andre Pallante (26)
- Tekoah Roby (23)
- 22 Vince Coleman^ (63)
- 23 Arquimedes Gamboa (27)
- Albert Pujols hit his 700th career home run in 4th inning off Phil Bickford at Dodger Stadium (2022)
- 27 Mark McGwire hit his 70th home run of the season off Montreal's Carl Pavano (1998)
- 28 Julio Rangel (49)
- 29 Lou Brock swiped his NL-record 118th base vs. Chicago (1974)

OCTOBER

- 1..... Mark McGwire^ (61)
- 4..... Tony La Russa* (80)
- 5..... Cardinals win 1942 World Series
- 9..... Cardinals win 1934 World Series
- Cardinals win 1944 World Series
- 10 Cardinals win 1926 World Series
- Cardinals win 1931 World Series
- 12 Sem Robberse (23)
- Cardinals win 1967 World Series
- 15 Cardinals Win 1946 World Series
- Cardinals Win 1964 World Series
- 16 Tim McCarver^ (83)
- 19 Joe McEwing (52)
- 20 Keith Hernandez^ (71)
- Cardinals win 1982 World Series
- 23 Dylan Carlson (26)
- Kyle Gibson (37)
- 24 Carlos Linárez (23)
- 27 Cardinals win 2006 World Series
- 28 Zack Thompson (27)
- Cardinals win 2011 World Series

NOVEMBER

- 2..... Willie McGee^ (66)
- 6..... Packy Elkins (37)
- Matthew Liberatore (25)
- 7..... Sonny Gray (35)
- 9..... Whitey Herzog* (93)
- 25 Alec Burleson (26)
- 26 Matt Carpenter (39)

DECEMBER

- 2..... Ron "Pop" Warner (56)
- 15 Drew Rom (25)
- 26 Ozzie Smith* (70)
- 29 Logan Sawyer (32)

*National Baseball HOF
^Cardinals HOF



MAJOR LEAGUE DEBUT DATES

Cardinal	Team	Date & Opponent	Cardinals Debut
Brandon Allen	Arizona	8/22/2009 at Houston	
Nolan Arenado	Colorado	4/28/2013 at Arizona	4/1/2021 at Cincinnati
Luken Baker	St. Louis	6/4/23 at Pittsburgh	Same
Alec Bursleson	St. Louis	9/8/2022 vs. Washington	Same
Dylan Carlson	St. Louis	8/15/2020 at Chicago White Sox (G1)	Same
Matt Carpenter	St. Louis	6/4/11 vs. Chicago Cubs	Same
Stubby Clapp	St. Louis	6/18/2001 vs. Chicago Cubs	Same
Willson Contreras	Chicago Cubs	6/17/2016 vs. Pittsburgh	
Brandon Crawford	San Francisco	5/27/2011 at Milwaukee	
Daniel Descalso	St. Louis	9/18/10 vs. San Diego	Same
Brendan Donovan	St. Louis	4/25/2022 vs. New York Mets	Same
Tommy Edman	St. Louis	6/8/2019 vs. Chicago Cubs	Same
José Fermín	St. Louis	7/7/23 at Chicago White Sox	Same
Randy Flores	Texas	4/23/2002 vs. Toronto	9/2/2002 vs. San Diego
Giovanny Gallegos	New York Yankees	5/12/2017 vs. Houston	9/23/2018 vs. San Francisco
Kyle Gibson	Minnesota	6/29/13 vs. Kansas City	
Paul Goldschmidt	Arizona	8/1/2011 at San Francisco	3/28/2019 at Milwaukee
Nolan Gorman	St. Louis	5/20/2022 at Pittsburgh	Same
Sonny Gray	Oakland	7/10/13 at Pittsburgh	
Ryan Helsley	St. Louis	4/16/2019 at Milwaukee	Same
Iván Herrera	St. Louis	5/24/2022 vs. Toronto	Same
Ricky Horton	St. Louis	4/7/1984 at San Francisco	Same
Dean Kiekhefer	St. Louis	5/14/16 at Los Angeles Dodgers	Same
John King	Texas	9/4/20 at Seattle	8/1/23 vs. Minnesota
Andrew Kittredge	Tampa Bay	7/18/17 at Oakland	
Kyle Leahy	St. Louis	7/7/23 at Chicago White Sox	Same
Matthew Liberatore	St. Louis	5/21/2022 at Pittsburgh	Same
Lance Lynn	St. Louis	6/2/11 vs. San Francisco	Same
Steven Matz	New York Mets	6/28/2015 vs. Cincinnati	4/10/2022 vs. PIT
Willie McGee	St. Louis	5/10/1982 vs. Cincinnati	Same
Keynan Middleton	Los Angeles Angels	5/5/17 vs. Houston	Same
Miles Mikolas	San Diego	5/5/2012 vs. Miami	4/2/2018 at Milwaukee
Packy Naughton	Los Angeles Angels	8/8/2021 vs. Los Angeles Dodgers	4/6/2022 vs. New York Mets
Lars Nootbaar	St. Louis	6/22/2021 at Detroit	Same
Riley O'Brien	Cincinnati	9/28/21 at Chicago White Sox	
Andre Pallante	St. Louis	4/10/2022 vs. Pittsburgh	Same
Alfonso Rivas	Chicago Cubs	8/29/21 at Chicago White Sox	
Nick Robertson	Los Angeles Dodgers	6/7/23 at Cincinnati	
Wilking Rodriguez	Kansas City	6/3/2014 at St. Louis	
Drew Rom	St. Louis	8/21/23 at Pittsburgh	Same
JoJo Romero	Philadelphia	8/21/2020 at Atlanta	8/20/2022 at Arizona
Michael Siani	Cincinnati	9/22/22 vs. Milwaukee	9/22/23 at San Diego
Brad Thompson	St. Louis	5/8/2005 vs. San Diego	Same
Zack Thompson	St. Louis	6/3/2022 at Chicago Mets	Same
Jordan Walker	St. Louis	3/30/23 vs. Toronto	Same
Turner Ward	Cleveland	9/10/1990 vs. Chicago White Sox	
Masyn Winn	St. Louis	8/18/23 vs. New York Mets	Same
Jared Young	Chicago Cubs	9/16/22 vs. Colorado	

DIACRITICS

José Fermín	Pedro Pagés
Arquímedes Gamboa	César Prieto
Moisés Gómez	Alfonso Rivas III (no accent marks)
Iván Herrera	Wilking Rodríguez
Carlos Linárez	Victor Scott II
Oliver Marmol (no accent marks)	

PRONUNCIATIONS

Name	Pronunciation	Name	Pronunciation
Nolan Arenado	ahr-uh-NAH-doh	John Mozeliak	mo-zay-lock
Luken Baker	LOO-kehn	Packy Naughton	NAW-tuhn
Alec Burleson	bur-leh-son	Lars Nootbaar	NUTE-bahr
José Fermín	fair-MEAN	Pedro Pagés	pah-HEZZ
Giovanny Gallegos	GUY-eh-gohse	Andre Pallante.....	puh-LAWN-tay
Arquímedes Gamboa.....	ahr-KEE-meh-dez	César Prieto	SAY-zar pre-EH-toe
Gordon Graceffo.....	gruh-SEFF-oh	Max Rajcic	like "magic"
Andre Granillo	gruh-NEE-oh	Julio Rangel	HOO-lee-oh rahn-HEL
Iván Herrera	ee-VAHN	Nick Raposo	ruh-POH-so
Cooper Hjerpe	jer-pee	Alfonso Rivas III	REE-vahs
Andrew Kittredge.....	KIT-trij	Jeremy Rivas	REE-vahs
Adam Kloffenstein	steen	Sem Robberse	robber-suh
Matt Koperniak	koh-PUR-nee-ack	Tekoah Roby	teh-KOH-uh roh-bee
Kyle Leahy	LAY-hee	Wilking Rodríguez	WIL-keeng
Ryan Loutos	loo-tus	Drew Rom	rahm
Matthew Liberatore.....	LIBB-er-uh-tore	Thomas Saggese	suh-JAY-see
Oliver Marmol.....	MARM-ul	Michael Siani.....	see-AH-nee
Keynan Middleton.....	KEE-nin	Wade Stauss.....	pronounced like "house"
Miles Mikolas.....	MY-koh-lahs		



AARON ANTONINI

79

HT: 6-0 WT: 195 B/T: L/R BIRTH DATE: July 27, 1998 ML SERVICE: 0.000

FULL NAME: Eduardo Aaron Antonini, Jr.

BORN: Caracas, Venezuela

OPENING DAY AGE: 25 (Turns 26 on July 27)

BECAME A CARDINAL: Selected in the 18th round (545th overall) of the June, 2019 First-Year Player Draft

CONTRACT STATUS: Signed through 2024

CATCHER (NON-ROSTER)

COMPLETE RECORD

Year	Team	AVG	G	AB	R	H	2B	3B	HR	RBI	SH	SF	HBP	BB	IBB	SO	SB	CS	GDP	SLG	OBP	E
2019	Johnson City	.219	25	73	18	16	4	1	5	14	1	0	2	18	0	8	2	0	0	.507	.387	5
2020	DID NOT PLAY -- NO MiLB SEASON																					
2021	Memphis	.000	4	9	1	0	0	0	0	0	0	0	1	0	0	5	0	0	0	.000	.100	0
	Springfield	.189	35	106	12	20	3	0	4	13	0	0	7	18	0	36	0	0	4	.330	.344	2
	Peoria	.160	24	75	9	12	3	0	2	9	0	1	8	12	0	26	0	0	5	.333	.280	1
2022	Springfield	.188	21	64	8	12	2	0	1	7	0	0	3	7	0	12	0	0	3	.266	.297	1
	Peoria	.222	43	153	21	34	3	0	6	24	1	5	5	17	0	34	3	1	5	.359	.311	3
2023	Memphis	.206	10	34	7	7	1	1	1	9	0	1	5	6	0	13	1	0	2	.382	.391	0
	Springfield	.255	31	102	11	26	5	0	5	25	1	1	5	8	0	33	2	1	4	.451	.336	2
MINOR TOTALS		.206	193	616	87	127	21	2	24	101	3	8	36	86	0	167	8	2	23	.364	.334	14

CAREER NOTES

- Participating in his fifth straight Major League Spring Training (2020-24) since being drafted in 2019.
- Recorded single-season highs in batting (.243), extra base hits (13) and tied in stolen bases (3) and doubles (6) in 2023 while with Springfield (AA) and Memphis (AAA).
- Has thrown out 41.7% (53 CS/127 SB ATT) of attempted basestealers in his career.
- Has thrown out a single-game high three attempted base stealers in a game three times in his career (8/20/19 at Pulaski, 5/23/21 vs. NW Arkansas & 6/27/21 at Tulsa).
- Posted a career .334 on-base percentage over his career to go with an 8.7:1 plate appearance to walk ratio.
- Led 2022 Cardinals minor league catchers in caught stealing percentage (48.9) and runners caught stealing (22).
- Ranks 3rd among Cardinals minor league players in hit by pitch (36) since he began his career in 2019.
- Has hit five or more home runs in each of his four full professional seasons (2019, 2021-23).

AWARDS & HONORS

Appalachian League Champions
2019: Johnson City (R)

- Hit a grand slam for his first professional hit in his third career game vs. Bluefield, off Alejandro Melean (7/6/19). Has homered for his first hit of the season twice (also 2022).
- Collected his first multi-home run game at Elizabethon (8/10/19) going 3-for-3 with two home runs and a triple for a career-high 11 total bases.
- Hit safely in five of six 2019 Appalachian League playoff games, batting .368 (7-19) with a double, RBI and two walks.
- Did not play due to COVID-19 protocols eliminating the 2020 minor league season.

2023

- Began the season in Memphis (AAA) and played in 10 games before finishing the season with 31 games in Springfield (AA).
- Recorded single-season highs in batting (.243), extra base hits (13) and tied in stolen bases (3) and doubles (6).
- Homered in his second game of the season (4/2 at Charlotte). Has homered for his first or second hit of the season, three times in his pro career (2019, 2022 & 2023).
- Posted four games with three or more RBI with a season-high 4 RBI vs. Corpus Christi (8/27).
- Finished strong in September with a .333 BA (13-39), a .615 slugging pct. and .381 on-base mark (.996 OPS).
- Ran off a five-game hitting streak in September (9/19-15) batting .450 (9-20) with two doubles, two home runs and six RBI, including an RBI in four straight games (9/9-14).
- Tallied an RBI in seven of the first eight games to begin September.

BACKGROUND/PERSONAL

- Graduated high school from North Broward Prep (FL) where he was named All-County as a catcher in 2016.
- Played college baseball at Middle Tennessee State University.
- Led Conference USA with 24 caught stealing in 2019.
- Posted career numbers of .249 BA, 12 HR and 62 RBI over a three-year career and led MTSU in walks (29), doubles (14), runs (36) and RBI (34) his junior season.
- His cousin, Leo Hernandez, played in 85 games for the Baltimore Orioles (1982-85) and New York Yankees (1986) primarily as a third baseman.
- Made one relief appearance pitching 2.0 scoreless innings in relief in the Northwoods League for Battle Creek in 2017.
- Venezuelan-born catcher is bi-lingual in English and Spanish.
- Resides in Hollywood, Florida.



Nolan Arenado celebrates after hitting a walkoff three-run homer in the bottom of the 10th inning of a 5-2 win over the Miami Marlins, July 18, 2023 at Busch Stadium. The game-winning blast was Arenado's first walkoff homer since joining the Cardinals.



NOLAN ARENADO

28

HT: 6-2 WT: 215 B/T: R/R BIRTH DATE: April 16, 1991 ML SERVICE: 10.155

(ahr-eh-NAH-doh)

FULL NAME: Nolan James Arenado

BORN: Newport Beach, California

OPENING DAY AGE: 32 (Turns 33 on April 16)

BECAME A CARDINAL: Acquired from the Colorado Rockies with cash considerations in exchange for LHP Austin Gomber, INF Elehuris Montero, RHP Tony Locey, INF Mateo Gil, and RHP Jake Sommers, February 1, 2021

CONTRACT STATUS: Signed through 2027

MLB DEBUT: April 28, 2013 vs. Arizona

THIRD BASEMAN

COMPLETE RECORD

Year Team	AVG	G	AB	R	H	2B	3B	HR	RBI	SH	SF	HBP	BB	IBB	SO	SB	CS	GDP	SLG	OBP	E
2009 Casper	.300	54	203	28	61	15	0	2	22	0	4	2	16	0	18	5	2	6	.404	.351	14
2010 Asheville	.308	92	373	45	115	41	1	12	65	0	7	1	19	0	52	1	3	8	.520	.338	15
2011 Modesto	.298	134	517	82	154	32	3	20	122	4	14	1	47	3	53	2	1	21	.487	.349	18
2012 Tulsa	.285	134	516	55	147	36	1	12	56	1	10	7	39	5	58	0	2	18	.428	.337	23
2013 Colorado	.267	133	486	49	130	29	4	10	52	2	2	1	23	1	72	2	0	16	.405	.301	11
Col Springs	.364	18	66	14	24	11	0	3	21	1	3	0	5	1	9	0	2	0	.667	.392	5
2014 Colorado	.287	111	432	58	124	34	2	18	61	1	5	4	25	1	58	2	1	13	.500	.328	15
Col Springs#	.350	5	20	2	7	2	0	0	3	0	0	0	0	0	3	0	0	1	.450	.350	0
2015 Colorado	.287	157	616	97	177	43	4	+2	*130	0	*11	4	34	13	110	2	5	17	.575	.323	17
2016 Colorado	.294	*160	618	116	182	35	6	+1	*133	0	8	2	68	10	103	2	3	17	.570	.362	13
2017 Colorado	.309	159	606	100	187	*43	7	37	130	1	6	4	62	9	106	3	2	21	.586	.373	9
2018 Colorado	.297	156	590	104	175	38	2	*38	110	1	6	3	73	10	122	2	2	16	.561	.374	14
2019 Colorado	.315	155	588	102	185	31	2	41	118	0	8	4	62	11	93	3	2	14	.583	.379	9
2020 Colorado	.253	48	182	23	46	9	0	8	26	0	4	0	15	3	20	0	0	7	.434	.303	3
2021 ST. LOUIS	.255	157	593	81	151	34	3	34	105	0	7	3	50	8	96	2	0	20	.494	.312	11
2022 ST. LOUIS	.293	148	557	73	163	42	1	30	103	0	4	7	52	3	72	5	3	15	.533	.358	12
2023 ST. LOUIS	.266	144	560	71	149	26	2	26	93	0	8	3	41	5	101	3	3	21	.459	.315	9
MINOR TOTALS	.300	437	1695	226	508	137	5	49	289	6	38	11	126	9	193	8	10	54	.473	.345	75
ST. LOUIS TOTALS	.271	449	1710	225	463	102	6	90	301	0	19	13	143	16	269	10	6	56	.495	.328	32
MAJOR TOTALS	.286	1528	5828	874	1669	364	33	325	1061	5	69	35	505	74	953	26	21	177	.527	.343	123

*Led League

+Tied for League Lead

#Injury Rehabilitation Assignment

Note: Major League Uniform Numbers Worn: 28 (2013-present)

WILD CARD SERIES RECORD

Year Team	AVG	G	AB	R	H	2B	3B	HR	RBI	SH	SF	HBP	BB	IBB	SO	SB	CS	GDP	SLG	OBP	E
2017 COL at ARI	.200	1	5	2	1	0	0	1	1	0	0	0	0	0	1	0	0	0	.800	.200	0
2018 COL at CHI	.200	1	5	0	1	0	0	0	1	0	1	0	0	0	1	0	0	0	.200	.167	0
2021 STL at LAD	.000	1	4	0	0	0	0	0	0	0	0	0	0	0	0	0	0	0	.000	.000	0
2022 STL vs. PHI	.125	2	8	1	1	0	0	0	0	0	0	0	0	0	2	0	0	0	.125	.125	0
W.C. TOTALS	.136	5	22	3	3	0	0	1	2	0	1	0	0	0	4	0	0	0	.273	.130	0



DIVISION SERIES RECORD

Year	Team	AVG	G	AB	R	H	2B	3B	HR	RBI	SH	SF	HBP	BB	IBB	SO	SB	CS	GDP	SLG	OBP	E
2018	COL vs. MIL	.182	3	11	0	2	0	0	0	1	0	1	0	0	0	5	0	0	0	.182	.167	0

WORLD BASEBALL CLASSIC RECORD

Year	Team	AVG	G	AB	R	H	2B	3B	HR	RBI	SH	SF	HBP	BB	IBB	SO	SB	CS	GDP	SLG	OBP	E
2017	United States	.161	8	31	6	5	1	0	1	3	0	0	0	2	0	11	0	0	1	.290	.212	1
2023	United States	.391	7	26	5	10	3	1	0	5	0	0	1	2	0	3	0	0	1	.577	.448	0
W.B.C. TOTALS		.263	15	57	11	15	4	1	1	8	0	0	1	4	0	14	0	0	2	.421	.323	1

ALL-STAR GAME RECORD

Year	Team	AVG	G	AB	R	H	2B	3B	HR	RBI	SH	SF	HBP	BB	IBB	SO	SB	CS	GDP	SLG	OBP	E
2015	National	.000	1	1	0	0	0	0	0	0	0	0	0	0	0	1	0	0	0	.000	.000	0
2016	National	.000	1	3	0	0	0	0	0	0	0	0	0	0	0	1	0	0	0	.000	.000	0
2017	National	1.000	1	2	0	2	0	0	0	0	0	0	0	0	0	0	0	0	0	1.000	1.000	0
2018	National	.000	1	2	0	0	0	0	0	0	0	0	0	1	0	1	0	0	0	.000	.333	0
2019	National	.000	1	2	0	0	0	0	0	0	0	0	0	0	0	0	0	0	0	.000	.000	0
2021	National	.000	1	2	0	0	0	0	0	0	0	0	0	0	0	0	0	0	0	.000	.000	0
2022	National	Selected - Did Not Participate																				
2023	National	.000	1	2	0	0	0	0	0	0	0	0	0	0	0	0	0	0	0	.000	.000	0
ALL-STAR TOTALS		.143	7	14	0	2	0	0	0	0	0	0	0	1	0	3	0	0	0	.143	.200	0

CAREER TRANSACTIONS

- Selected by Colorado Rockies in the 2nd round (59th player overall) of the 2009 MLB Draft.
- On Colorado injured list (left middle finger mallet fracture), May 24-July 2, 2014; included injury rehabilitation assignment to Colorado Springs (AAA).
- On Colorado injured list (left shoulder bone bruise), September 20-27, 2020.
- Acquired by the St. Louis Cardinals with cash considerations from the Colorado Rockies in exchange for LHP Austin Gomber, INF Elehuris Montero, RHP Tony Locey, INF Mateo Gil, and RHP Jake Sommers, February 1, 2021.
- Served one-game Major League suspension, April 30, 2022.
- On St. Louis restricted list, July 25-26, 2022.
- On St. Louis paternity list, August 26, 2022.
- On St. Louis injured list (lower back spasms), September 22, 2023-end of season.

2023 SEASON HIGHS

Most Hits: 4, twice. Last: 8/15 vs. Oakland
Most Runs: 3, 5/21 vs. Los Angeles Dodgers
Most 2Bs: 3, 7/5 at Miami
Most 3Bs: 1, twice. Last: 6/11 vs. Cincinnati
Most HRs: 2, twice. Last: 7/7 at Chicago White Sox
Most RBIs: 4, 4x. Last: 7/17 vs. Miami
Most BBs: 2, 3x. Last: 9/3 vs. Pittsburgh
Most SBs: 1, 3x. Last: 9/6 at Atlanta
Longest Hitting Streak: 12 games, 5/8-5/25

CAREER HIGHS

Most Hits: 5, 7/19/17 vs. San Diego
Most Runs: 4, twice, last: 7/19/17 vs. San Diego
Most 2Bs: 3, 4x. Last: 7/5/23 at Miami
Most 3Bs: 1, 33x, last: 6/11/23 vs. Cincinnati
Most HRs: 3, 7/19/17 vs. San Diego
Most RBIs: 7, twice, last: 7/19/17 vs. San Diego
Most BBs: 3, 5x, Last: 6/25/21 vs. Pittsburgh
Most SBs: 1, 26x, last: 9/6/23 at Atlanta
Longest Hitting Streak: 28 games, 4/9-5/8/14 (Rockies record)
Multi-HR Games: 24. Last: 7/7/23 at Chicago White Sox
Grand Slams: 5. Last: 7/30/18 at St. Louis (Ponce de Leon)
Pinch-Hit HR: n/a
Extra-Inning HR: 3. Last: 7/18/23 vs. Miami (A.J. Puk)
Game-Ending HR: 4. Last: 7/18/23 vs. Miami (A.J. Puk)
Cycles: 2. 7/18/17 vs. San Francisco & 7/1/22 at Philadelphia



REGULAR SEASON FIELDING RECORD

Position	PCT	G	PO	A	E	TC	DP
Third Base	.972	1,483	996	3,263	123	4,382	395

Note: Rawlings Platinum Glove\$ (6): 2017, 2018, 2019, 2020, 2021, 2022

Rawlings Gold Glove* (10): 2013, 2014, 2015, 2016, 2017, 2018, 2019, 2020, 2021, 2022

Baseball America Best Defensive National League Third Baseman (9): 2014, 2015, 2016, 2017, 2018, 2019, 2021, 2022, 2023

Wilson Defensive Player of the Year (3): 2015, 2016, 2017

Fielding Bible Award (5): 2015, 2016, 2017, 2020, 2022

\$ MLB record

* Tied Ichiro Suzuki for most consecutive to begin any career in MLB history

2013: Led MLB third basemen in assists/9 (2.51), total chances/9 (3.33), range factor/9 (3.24), range factor/game (3.08), and zone rating (.863).

Led National League third basemen in SABR Defensive Index (21.5), Defensive WAR (2.3), and ultimate zone rating (14.6), defensive runs saved (18), and defensive runs above average (16.5).

2014: Led Major League third basemen in assists/9 (2.61), total chances/9 (3.39), range factor/9 (3.25), and range factor/game (3.14).

Led National League third basemen in defensive runs saved (30).

2015: Led Major League third basemen in total chances (507), total chances/9 (3.35), assists (385), double plays (42), assists/9 (2.54), range factor/9 (3.24), range factor/game (3.12), SABR Defensive Index (11.9), Defensive WAR (2.8), and defensive runs saved (22).

Led National League third basemen in games (157), starts (156), putouts/9 (0.69), and zone rating (.811).

2016: Led Major League third basemen in games (160), starts (159), assists (378), assists/9 (2.47), and range factor/9 (3.12).

Led National League third basemen in innings (1377.1), total chances (490), total chances/9 (3.20), double plays (39), range factor/game (2.98), SABR Defensive Index (12.2), and Defensive WAR (2.7).

Shared National League lead among third baseman in defensive runs saved (13).

2017: Led Major League third baseman in games (157), assists (311), SABR Defensive Index (11.0), and Defensive WAR (1.8).

Shared Major League lead among third basemen in starts (156) and defensive runs saved (15).

Led National League third basemen in innings (1343.1), total chances (423), total chances/9 (2.83), double plays (46), range factor/9 (2.77), and range factor/game (2.64).

Shared National League lead among third basemen in putouts (103) and fielding percentage (.979).

2018: Led Major League third basemen in starts (152).

Led NL third basemen in games (152), innings (1328.1), total chances (430), total chances/9 (2.91), putouts (104), assists (312), double plays (44), assists/9 (2.11), range factor/9 (2.82), range factor/game (2.74), SABR Defensive Index (6.8), and defensive runs above average (8.1).

Shared Major League lead among third basemen in outs above average (8).

2019: Led Major League third basemen in assists (311), double plays (43), and assists/9 (2.30), and outs above average (16).

Led National League third basemen in innings (1319.2), total chances (457), total chances/9 (3.12), putouts (111), fielding percentage (.980), range factor/9 (3.06), range factor/game (2.91), zone rating (.827), SABR Defensive Index (13.1), Defensive WAR (2.0), ultimate zone rating (10.3), defensive runs saved (18), and defensive runs above average (12.5).

Shared National League lead among third basemen in starts (151).

2020: Led Major League third basemen in total chances (161), total chances/9 (3.52), double plays (19), assists/9 (2.52),

range factor/9 (3.45), range factor/game (3.33), zone rating (.848), outs above average (7), SABR Defensive Index (8.5), Defensive WAR (1.7), ultimate zone rating (8.5), defensive runs saved (15), and defensive runs above average (9.3).

Led National League third basemen in putouts/9 (0.93).

2021: Led National League third basemen in total chances (424), total chances/9 (2.91), putouts (129), double plays (38),

assists/9 (1.97), range factor/9 (2.83), zone rating (.807), defensive runs above average (8.0), and ultimate zone rating (5.7).

Shared NL lead among third baseman in SABR Defensive Index (6.7).

2022: Led Major League third basemen in double plays (42) and ultimate zone rating (13.0).

Set Cardinals record of double plays (42) by a third baseman.



CAREER NOTES

- The 2024 season marks Arenado's 4th in the Cardinals organization after spending his first 12 professional seasons with the Colorado Rockies (2009-20).
- Before the 2019 season, originally signed an eight-year contract extension with Colorado through 2026. Upon joining St. Louis, agreed to a one-year contract extension through 2027 while retaining player options for the 2022 and 2023 seasons.
- Has recorded five different seasons (2015, 2016, 2017, 2018, 2022) of being named an All-Star, winning the Silver Slugger and Gold Glove Awards, and receiving MVP votes, tied for 4th-most in MLB history. Only Ken Griffey Jr. (7), Mike Schmidt (6), and Barry Bonds (6) have more.
- Ranks among active MLB leaders in career home runs (325, 6th), RBI (1,061, 5th), hits (1,669, 12th), doubles (364, 10th), extra-base hits (722, 7th), total bases (3,074, 8th), slugging percentage (.527, 5th), OPS (.871, 14th), isolated power (.241, 9th), and AB/RBI (5.49, 4th).
- Since 2014, the top four leaders in Baseball Reference's position player WAR include Mike Trout (65.3), Mookie Betts (64.5), Nolan Arenado (51.9), and Paul Goldschmidt (51.5).
- Since 2014, leads MLB in extra-base hits (679), total bases (2,877), RBI (1,009), go-ahead RBI (240), game-winning RBI (131), home runs (315), and fly balls (1,777); ranks T-4th in multi-hit games (432) and 5th in doubles (335) AB/RBI (5.29), slugging pct. (.539) runs created (974).
- Among Major League leaders in the first inning since 1974, Arenado ranks 2nd all-time in slugging pct. (.657) behind Mark McGwire (.657), and 3rd in OPS (1.020) to Barry Bonds (1.097) and McGwire (1.065).
- Owns two of the top four single-season marks for extra-base hits by a third baseman: 2nd (89 in 2015) and T-3rd (87 in 2017).
- Arenado (2015-16) and Albert Pujols (2001-02) are the only players in the last 75 years to produce 125 or more RBI in consecutive seasons at age 25 or younger (since Joe DiMaggio from 1936-40).
- Became the 5th player in MLB history to complete the cycle with a walk-off home run, doing so on Father's Day, June 18, 2017 vs. San Francisco. Marked the first walk-off, cycle-completing homer with the batter's team trailing in MLB history. Cardinals Hall of Famer Ken Boyer also achieved the feat on September 14, 1961 vs. Chicago Cubs.
- Hit for the cycle for the second time in his career on July 1, 2022 at Philadelphia, becoming the 17th in Cardinals history and first since Mark Grudzielanek in 2005. He tripled in the first inning, belted a two-run homer in the third, doubled in the 6th, and hit an infield single to third base in the 8th.
- Chipper Jones (1999-2001, 2007) and Arenado (2015-18) are the only two third basemen in MLB history to log four seasons of least 75 extra-base hits.
- Member of Team USA in the 2017 (Gold Medal) and 2023 (Silver Medal) World Baseball Classics with teammate Paul Goldschmidt.

AWARDS & HONORS

World Baseball Classic Championship

2017: United States of America

All-MLB Second Team - Third Base

2022: St. Louis

National League All-Star

2023: St. Louis (starter at 3B)

2022: St. Louis

2021: St. Louis (starter at 3B)

2019: Colorado (starter at 3B)

2018: Colorado (starter at 3B)

2017: Colorado (starter at 3B)

2016: Colorado

2015: Colorado

Rawlings National League Gold Glove Award - Third Base

2022: St. Louis

2021: St. Louis

2020: Colorado

2019: Colorado

2018: Colorado

2017: Colorado

2016: Colorado

2015: Colorado

2014: Colorado

2013: Colorado

Rawlings Platinum Glove Award

2022: St. Louis

2021: St. Louis

2020: Colorado

2019: Colorado

2018: Colorado

2017: Colorado

Louisville National League Silver Slugger Award - Third Base

2022: St. Louis

2018: Colorado

2017: Colorado

2016: Colorado

2015: Colorado

Wilson Defensive Player of the Year - Third Base

2017: Colorado

2016: Colorado

2015: Colorado

Fielding Bible Award - Third Base

2022: St. Louis

2020: Colorado

2017: Colorado

2016: Colorado

2015: Colorado

**Defensive Accolades**

- Began his career winning the National League Rawlings Gold Glove Award at third base for 10 consecutive seasons (2013-22).
- His 10 Gold Glove Awards tie Mike Schmidt for 2nd-most in MLB history by a third baseman, trailing only Brooks Robinson (16).
- His Gold Glove streak (2013-22) was the longest active in the Major Leagues and the 2nd-longest all-time streak among third basemen, trailing only Brooks Robinson (16 years from 1960-75).
- Arenado's streak of 10 consecutive Gold Gloves to begin his career tied Ichiro Suzuki (2001-10) for the longest in MLB history.
- Is the 17th Major Leaguer and 7th infielder (1B, 2B, 3B, SS) to win 10 or more career Gold Gloves Awards.
- Arenado is the 13th player in MLB history to win 10+ consecutive Gold Gloves and one of only four infielders to do so, joining third baseman Brooks Robinson (16 - 1960-75), shortstop Ozzie Smith (13 - 1980-92), and first baseman Keith Hernandez (11 - 1978-88).
- Arenado (2021, 2022) joins Scott Rolen (2002-04, 2006), Terry Pendleton (1987, 1989), Ken Reitz (1975), and Ken Boyer (1958-61, 1963) as third basemen to win Gold Gloves with St. Louis.
- Winner of the National League Platinum Glove Award for six consecutive seasons (2017-22) – honoring him as the league's best overall defender. His six awards are most by any player since the award's inception in 2011.
- Three-time Wilson Defensive Player of the Year Award winner (2015-17) as the best defensive third baseman in MLB. Tied for 2nd-most with Alex Gordon, Zack Greinke, and DJ LeMahieu behind Andrelton Simmons (6).
- Five-time Fielding Bible Award winner (2015-17, '20, '22), as voted on by *Baseball Info Solutions*. His five awards are most by a third baseman and one shy of the record of six overall shared by Andrelton Simmons, Yadier Molina, and Mookie Betts since the award's inception in 2006.
- Member of the Fielding Bible All-Decade Team (2010-19) with catcher Yadier Molina and first baseman Paul Goldschmidt.
- Recognized by *Baseball America* as the National League's Best Defensive Third Baseman for nine consecutive seasons (2014-19, '21-23).
- According to *Baseball Reference*, Arenado's career defensive WAR (19.1) ranks 2nd among active Major Leaguers behind outfielder Kevin Kiermaier (19.9). Arenado also ranks 7th all-time among primary third baseman and tied for 57th all-time among all players in MLB history.
- According to *FanGraphs* data since 2003, Arenado's career 156 defensive runs saved rank 2nd among third baseman behind only Adrián Beltré (200).
- According to *Statcast* data since 2016, Arenado ranks 3rd in Outs Above Average (96) behind Nick Ahmed (111) and Francisco Lindor (123).

AWARDS & HONORS (continued)**Mel Ott Award**

2018: Colorado
2016: Colorado (tie)
2015: Colorado (tie)

Baseball America Best Defensive Third Baseman - National League

2022: St. Louis
2021: St. Louis
2019: Colorado
2018: Colorado
2017: Colorado
2016: Colorado
2015: Colorado
2014: Colorado

National League Player of the Month

2022: St. Louis - August
2017: Colorado - July
2015: Colorado - September

National League Player of the Week

2022: St. Louis - April 4-10
2022: St. Louis - August 1-7
2019: Colorado - May 20-26
2018: Colorado - June 18-24
2017: Colorado - July 17-23
2016: Colorado - April 11-17
2015: Colorado - June 22-28
2014: Colorado - August 18-24

Major League Baseball Play of the Week

2022: St. Louis - August 15-21

MLB.com Awards - Best Defensive Player

2017: Colorado

MLB.com Awards - Best Play, Offense

2017: Colorado

Baseball America Major League All-Rookie Team - Third Base

2013: Colorado

- Holds the MLB record for third basemen in seasons leading the league in double plays turned (8) and Range Factor/Game (9). Shares the MLB record for third basemen with Buddy Bell in seasons to lead the league in Range Factor/9 Inn. (6).
- In 2013, became the first NL rookie third baseman and 10th rookie in MLB history to be awarded a Gold Glove, joining 3B Frank Malzone (1957), 2B Ken Hubbs (1962), OF Tommie Agee (1966), C Johnny Bench (1968), C Carlton Fisk (1972), C Charles Johnson (1995), and OF Ichiro Suzuki (2001). Later achieved by OF Luis Robert and Evan White in 2020, UTL Brendan Donovan in 2022, and SS Anthony Volpe and OF Brenton Doyle in 2023
- Established the Cardinals single-season record for most double plays turned by a third baseman (42) in 2022, passing Ken Boyer (41) on the final day of the regular season.



Awards & Honors

- Named a National League All-Star in eight of his 11 years in the majors (2015, 2016, 2017, 2018, 2019, 2021, 2022, 2023), including five fan elections at third base (2017, 2018, 2019, 2021, 2023).
- His five fan elections match David Wright for the 2nd-most by an NL third baseman behind only Mike Schmidt (9).
- Joined Hall of Famers Mike Schmidt (6, 1979-84) and Scott Rolen (4, 2002-05) as the only NL third basemen with at least four consecutive fan-elected starting assignments.
- Is the third Cardinals third baseman to garner multiple fan elections (2021, 2023), joining Joe Torre (1971-72) and Scott Rolen (2003-05).
- Has finished 3rd in the National League MVP voting on two occasions (2018 and 2022) and in the top-8 in five seasons (2015-19, 22).
- Owns the 11th-highest career MVP Award vote share (2.58) of any player to have never won the award in MLB history. Also represents the 2nd-highest of active player behind José Ramírez (2.64).
- Is one of three third basemen to earn both All-Star and Gold Glove honors in the same season on seven or more occasions, joining Brooks Robinson (15) and Mike Schmidt (9).
- Won five Silver Slugger Awards at third base (2015, 2016, 2017, 2018, 2022), 3rd-most by a third baseman in MLB history since the award's inception in 1980. Only Mike Schmidt (6) and Wade Boggs (8) have more.
- Is one of only eight Major Leaguers since 1980 to have won the Silver Slugger and Gold Glove award combo during the same season on at least five occasions (2015, 2016, 2017, 2018, 2022), joining Mookie Betts (5), Kirby Puckett (5), Mike Schmidt (5), Ryne Sandberg (6), Ken Griffey Jr. (7), Barry Bonds (7), and Iván Rodríguez (7).
- Arenado, Iván Rodríguez, and Ken Griffey Jr. are the only three players in MLB history with five or more Silver Sluggers and 10 or more Gold Gloves.
- Three-time Sporting News National League All-Star at third base (2015, 2018, 2022).

AWARDS & HONORS *(continued)*

Sporting News National League All-Star - Third Base

2022: St. Louis
2018: Colorado
2015: Colorado

Tops All-Star Rookie Team - Third Base

2013: Colorado

Baseball Digest All-Star Rookie Team - Third Base

2013: Colorado

MLB All-Star Futures Game Selection

2012: United States
2011: United States

Arizona Fall League Most Valuable Player

2011: Salt River Rafters

Arizona Fall League Rising Stars

2011: Salt River

Arizona Fall League All-Prospect Team

2011: Salt River

Arizona Fall League Player of the Week

2011: Salt River - October 24-30

Texas League Mid-Season All-Star

2012: Tulsa (AA)

Texas League Player of the Week

2012: Tulsa (AA): August 28-September 3

California League Post-Season All-Star

2011: Modesto (High-A)

California League Player of the Week

2011: Modesto (High-A) - August 15-21
2011: Modesto (High-A) - June 20-26

South Atlantic League Player of the Week

2010: Asheville (A) - August 16-22

**CAREER MILESTONES****Major League Debut**

April 28, 2013 at Arizona

First Career Major League HitApril 29, 2013 at Los Angeles Dodgers
(4th inning, single, off Josh Wall)**First Career Major League Home Run & RBI**April 29, 2013 at Los Angeles Dodgers
(5th inning, two-run, off Josh Wall)**First Career Major League Stolen Base**

July 10, 2013 at San Diego

100th Career Major League Home RunAugust 8, 2016 vs. Texas
(4th inning, solo, off Cole Hamels)**200th Career Major League Home Run**May 25, 2019 vs. Baltimore
(3rd inning, three-run, off Andrew Cashner)**1,000th Career Major League Game**

August 20, 2019 at Arizona

1,000th Career Major League HitApril 22, 2019 vs. Washington
(7th inning, solo home run, off Wander Suero)**500th Career Major League RBI**September 15, 2017 vs. San Diego
(8th inning, solo home run, off José Valdez)**250th Career Major League Home Run**June 25, 2021 vs. Pittsburgh
(3rd inning, solo, off Wil Crow)**1,500th Career Major League Hit**September 3, 2022 vs. Chicago Cubs
(4th inning, single, off Mark Leiter Jr.)**300th Career Major League Home Run**April 8, 2023 at Milwaukee
(3rd inning, two-run, off Eric Lauer)**1,000th Career Major League RBI**May 17, 2023 vs. Milwaukee
(1st inning, infield single, off Corbin Burnes)**1,500th Career Major League Game**

August 17, 2023 vs. New York Mets

Home Runs

- Ranks 6th among active Major Leaguers with 325 career home runs. Trails only Evan Longoria (342) among active third basemen and ranks 12th all-time in MLB history among primary third basemen.
- Arenado and Joey Votto share the active Major League lead with 49 Interleague home runs (T-15th all-time).
- Arenado, Paul Goldschmidt, Stan Musial, Albert Pujols, and Jim Edmonds are the five players to have hit both career home run No. 250 and No. 300 in a Cardinals uniform.
- Has led or shared the National League lead in home runs three times (2015-16, 2018). Is one of 12 players in NL history to lead the league in home runs three or more times and first since Mike Schmidt.
- Since 2015, Arenado and Manny Machado are the only two Major Leaguers to reach the 30-homer threshold seven times.
- Is the only primary third baseman in Cardinals history to post multiple seasons of 30 or more homers. In 2021, his 34 home runs matched Scott Rolen (2004) and Fernando Tatis (1999) for most in a single season.
- Joins Vinny Castilla, Mike Schmidt and Eddie Mathews as the only four third baseman in MLB history (min. 75% of games at the position) to have three 40-home run seasons.
- In 2019, became the first National Leaguer since Albert Pujols (2009 and 2010) to hit 40 or more home runs and strike out fewer than 100 times.
- Since making his MLB debut in 2013, is the only Major Leaguer to log seven seasons of 30 more home runs and 100 or more RBI. His seven seasons also tie Alex Rodriguez (7) for 2nd-most in MLB history among primary third baseman behind Mike Schmidt (10).
- Joins Alex Rodriguez (8), Jimmie Foxx (6), Albert Pujols (6), Juan Gonzalez (5), Ralph Kiner (5) and Eddie Mathews (5) as the only players with at least five seasons of 35 home runs and 100 RBI prior to turning age 29.
- Is the only third baseman in MLB history to produce three seasons of 35+ home runs, 130+ RBI, and 80+ extra-base hits.
- Joined Miguel Cabrera (2012, 2013) and Alex Rodriguez (2005, 2007) as the only primary third basemen to have multiple 40+ HR and 130+ RBI seasons.
- Albert Belle (1993-96) and Arenado (2015-18) are the only two players in Major League history to record at least 35 home runs and 35 doubles for four consecutive seasons.
- In 2016, became the third player in MLB history to have consecutive 40-home run, 130-RBI seasons before turning age 26, joining Hall of Famers Chuck Klein (1929-30) and Jimmie Foxx (1932-34).
- Has hit 81 of 325 career home runs (24.9%) in the first inning of games, his most of any inning. Since his MLB debut in 2013, only Mike Trout (88) and teammate Paul Goldschmidt (83) have more.
- Since his MLB debut in 2013, leads MLB in pulled home runs (263), while 87 of 90 home runs in a Cardinals uniform have been pulled.

GOLD GLOVE AWARDS AMONG INFELDERS IN MLB HISTORY

MLB Rank	Pos.	Awards	Seasons
1. Brooks Robinson	3B	16	1960-75
2. Ozzie Smith	SS	13	1980-92
3. Keith Hernandez	1B	11	1978-83, '84-88
Omar Vizquel	SS	11	1993-2001, '05-06
5. Mike Schmidt	3B	10	1976-84, '86
Roberto Alomar	2B	10	1991-96, '98-2001
Nolan Arenado	3B	10	2013-19, '22

PLATINUM GLOVE AWARDS - MLB HISTORY

MLB Rank	Pos	Awards	Seasons
1. Nolan Arenado	3B	6	2017-22
2. Yadier Molina	C	4	2011-12, '14-15
3. Adrián Beltré	3B	2	2011-12
Matt Chapman	3B	2	2018-19

SILVER SLUGGER AWARDS AMONG THIRD BASEMEN IN MLB HISTORY

MLB Rank	Awards	Seasons
1. Wade Boggs	8	1983, '86-89, '91, '93-94
2. Mike Schmidt	6	1980-84, '86
3. Nolan Arenado	5	2015-18, '22
4. Adrián Beltré	4	2004, '10-11, '14
Matt Williams	4	1990, '93-94, '97

10+ GOLD GLOVES & 5+ SILVER SLUGGERS

MLB Player	GG	SS	Career
Iván Rodríguez	13	7	1991-2011
Ken Griffey Jr.	10	7	1989-2010
Nolan Arenado	10	5	2013-present

SILVER AND GOLD CLUB

Players to win both the Gold Glove and Silver Slugger Awards in the same season (since 1980)

MLB Rank	Pos.	Seasons
1. Iván Rodríguez	C	7 - 1994-99, 2004
Ken Griffey Jr.	OF	7 - 1991, '93-94, '96-99
Barry Bonds	OF	7 - 1990-94, '96-97
4. Ryne Sandberg	2B	6 - 1984-85, '88-91
5. Mike Schmidt	3B	5 - 1981-84, '86
Kirby Puckett	OF	5 - 1986-89, '92
Nolan Arenado	3B	5 - 2015-18, '22
Mookie Betts	OF	5 - 2016, '18-20, '22
9. Roberto Alomar	2B	4 - 1992, '96, '99-2000
Dale Murphy	OF	4 - 1982-85
Andre Dawson	OF	4 - 1980-81, '83, '87
Dave Winfield	OF	4 - 1982-85
13. Don Mattingly	1B	3 - 1984-85, '87
Paul Goldschmidt	1B	3 - 2013, '15, '17
Craig Biggio	2B	3 - 1994-95, '97
Ichiro Suzuki	OF	3 - 2001, '07, '09
Joe Mauer	C	3 - 2008-10
Larry Walker	OF	3 - 1992, '97, '99
Lou Whitaker	2B	3 - 1983-85
Matt Williams	3B	3 - 1993-94, '97
Tony Gwynn	OF	3 - 1986-87, '89

Colorado Rockies Franchise Records

- Among Colorado Rockies all-time leaders, ranks 2nd in game-winning RBI (102); 3rd in slugging pct. (.541); 4th in home runs (235) and RBI (760); 5th in total bases (2,227), extra-base hits (524) and OPS (.590); and 6th in games (1,079), doubles (262), and multiple-hit games (340).
- Arenado (2015, 2016, 2019) and Vinny Castilla (1996-98) are the only players in Rockies franchise history with three seasons of 40 or more home runs.
- Set a Colorado franchise record with a 28-game hitting streak from 4/9-5/8/2014, batting .360/.383/.568 (40-111) with four home runs and 11 doubles. It marked the longest hitting streak by a Major Leaguer in 2014.
- Homered in a club-record six consecutive games in 2015 (9/1-9/5), longest homer streak in MLB that season.
- Holds the top three single-season extra-base hit totals by a Rockies third baseman (89, 87, 82).

2023

National League Ranks: Sacrifice Flies (8, T-5th), Intentional Walks (5, T-10th)

- Led the Cardinals in RBI (93) and slugging pct. (.459), while ranking 2nd in games played (144), home runs (26), hits (149), extra-base hits (54), total bases (257), and times on base (193).
- Named a National League All-Star for the 8th time in his 11 seasons in the majors (2015-19, 2021-23), and a starter at third base for the 5th time (2017-19, 2021, 2023).
- His 5th fan election matched David Wright for the 2nd-most by an NL third baseman behind only Mike Schmidt (9).
- Became the third Cardinals third baseman to garner multiple fan elections (2021, 2023), joining Joe Torre (1971-72) and Scott Rolen (2003-05).
- Was 0-for-2 in the MLB All-Star Game in Seattle, Washington, playing four innings at third base.
- Was one of 18 National Leaguers (and only Cardinal) to hit 25 or more home runs and drive in 90 or more runs.
- Compiled his 8th season with 25 or more home runs. Became the 6th third basemen in MLB history with eight or more seasons. Also was the 8th Cardinal to hit at least 25 home runs in three straight seasons.
- Drove in 90 or more runs for the 8th time since 2015, most in MLB.
- 24 of his 93 RBI came in the 1st inning (T-4th in MLB).
- Ranked 2nd in MLB in Interleague RBI (36) behind Alex Bregman (39).
- Began season hitting .233/.280/.310 (27-116) with two homers and a .590 OPS in first 29 games.
- Batted .303/.351/.581 (97-320) with 22 home runs, 68 RBI, and a .933 OPS over an 83-game stretch from May 3-August 12.
- Ended season hitting .202/.254/.282 (25-124) with two homers and a .536 OPS in final 32 games after August 13.
- Hit seven home runs in both May and June, and went yard six times in July.



- Twice went yard on 3-0 counts, sharing the MLB lead with Matt Olsen and Anthony Santander
- Opened the season with a nine-game hitting streak from March 30-April 9, (.351/.390/.459 13-37), matching his career high to begin any season.
- Belted 300th career homer on April 8 at Milwaukee; became the 7th player to hit home run No. 300 in Cardinals uniform, while joining Paul Goldschmidt, Stan Musial, Albert Pujols, and Jim Edmonds as only the 5th player to hit both career home run No. 250 and No. 300 with St. Louis.
- Led the Cardinals in homers (7) and RBI (22) in May.
- Collected his 1,000th career RBI vs. Milwaukee on May 17, scoring Paul Goldschmidt on an infield single.
- Recorded an RBI in 11 of 12 games (May 5-18), including eight straight (May 10-18) that tied his career-high (Aug. 30-Sept. 5, 2015).
- Delivered four RBI in consecutive games on May 14-15, the 2nd time in his career with 4+ RBI (Sept. 26-27, 2015 with Colorado).
- Homered in his five consecutive games (May 12-16), one shy of his career-high (Sept. 1-5, 2015), becoming the 9th player in franchise history to accomplish that feat and the first since Paul Goldschmidt (6 games from July 22-27, 2019).
- Went yard two days later for the sixth time over a seven-game span (May 12-18).
- Logged season-best 12-game hitting streak (.408/.434/.837, 20-49) from May 9-21, his longest since joining the Cardinals.
- Twice logged six-game extra-base hit streaks twice (May 10-16 and June 5-11)
- Drove in 23 runs in July, T-4th in MLB and his most in any month during the season.
- Hit his first walk-off home run as a member of the Cardinals on July 18 vs. Miami, a three-run blast in the 10th inning. Marked the only extra-inning homer by a Cardinal during the season.
- Worked his 500th career walk on Sept. 3 vs. Pittsburgh, issued by former Cardinal Johan Oviedo.
- Placed on the 10-Day Injured List with lower back spasm on Sept. 22, missing the final eight games of the season.
- Led the Cardinals in team-rated fielding gems (23).
- Recognized by managers and coaches as the NL's Best Defensive Third Baseman for the 9th consecutive season (2014-19, '21-23) in *Baseball America's* Best Tools Survey.

SINGLE-SEASON HOME RUNS BY A CARDINALS PRIMARY THIRD BASEMAN

Cardinals Rank	Season	Home Runs
1. Fernando Tatis	1999	34
Scott Rolen	2004	34
Nolan Arenado	2021	34
4. Ken Boyer	1960	32
5. Nolan Arenado	2022	30

CAREER HR BY A PRIMARY THIRD BASEMAN

MLB Rank	HR	Seasons
1. Mike Schmidt	548	1974-89
2. Eddie Mathews	512	1952-68
3. Adrian Beltre	477	1998-2018
4. Chipper Jones	468	1995-2012
5. Darrell Evans	414	1969-89
6. Graig Nettles	390	1974-88
7. Aramis Ramirez	386	1998-2015
8. Matt Williams	378	1987-2003
9. Gary Gaetti	360	1981-99
10. Ron Santo	342	1960-74
Evan Longoria	342	2008-present
12. Nolan Arenado	325	2013-present

WINS ABOVE REPLACEMENT AMONG POSITION PLAYERS SINCE 2014

MLB Rank	Team(s)	bWAR
1. Mike Trout	Angels	65.3
2. Mookie Betts	Red Sox, Dodgers	64.5
3. Nolan Arenado	Rockies, Cardinals	51.9
4. Paul Goldschmidt	Dbacks, Cardinals	51.5

CAREER DEFENSIVE RUNS SAVED BY THIRD BASEMAN SINCE 2003 - FANGRAPHS

MLB Rank	DRS	Innings
1. Adrián Beltré	200	18,351.1
2. Nolan Arenado	156	12,751.1
3. Scott Rolen	114	9,669.1
4. Manny Machado	101	11,278.1

OUTS ABOVE AVERAGE SINCE 2016 - STATCAST

MLB Rank	OAA	Innings
1. Francisco Lindor - SS	123	9,605.2
2. Nick Ahmed - SS	111	5,858.1
4. Nolan Arenado - 3B	96	9,312.1

30+ HOME RUN SEASONS SINCE 2015

MLB Ranks	Seasons
1. Nolan Arenado	7 2015-19, '21-22
Manny Machado	7 2015-19, '22-23
3. Paul Goldschmidt	6 2015, '17-19, '21-22
Nelson Cruz	6 2015-19, '21

BACKGROUND/PERSONAL

- Attended El Toro High School in Lake Forest, Calif., where he played shortstop, catcher, and pitcher (2006-09).
- His high school uniform No. 12 was retired in 2014.
- Was high school teammates with Matt Chapman and Austin Romine.
- His junior season, El Toro won the 2008 California Interscholastic Federation Southern Championship at Dodger Stadium.
- In 2009 as a senior shortstop, Arenado's backup was undersized sophomore Matt Chapman, who only played shortstop when Arenado pitched.
- On Feb. 8, 2020, "Nolan Arenado Drive" was unveiled in his hometown of Lake Forest, leading into Lake Forest Sports Park.
- Signed his letter of intent to play college baseball at Arizona State University.
- Originally selected by Colorado in the 2nd round of the June, 2009 First-Year Player Draft.
- Listed as the 17th-best catcher available by *Baseball America*, although was drafted as an infielder.
- Nolan is of Cuban (father Fernando) and part Cuban/Puerto Rican (mother Millie) descent, but does not speak Spanish.
- Visited Cuba for the first time with his family and friends after the 2016 season.
- Nolan is the second of three sons. His older brother, Fernando Jr., goes by his middle name, Cousy (named in honor Boston Celtics guard Bob Cousy).
- His younger brother, Jonah, was selected by San Francisco in the 16th round of 2013 MLB Draft and played seven minor league seasons (2013-19) as a corner infielder.
- His first cousin, Joshua Fuentes has played three seasons as an infielder for the Rockies (2019-21).
- Threw a perfect game in Little League, although credits his right fielder for throwing out a batter at first base after hitting a ball to right in the final inning.
- Lockered beside current Broncos quarterback Russell Wilson while both were in the Rockies minor league organization together.
- Shoots left-handed when playing basketball.
- Regularly plays wiffle ball with his brothers and cousins during offseasons. Contacted his bat company, Old Hickory, and ordered his model in a Wiffle Ball bat (Old Hickory model 28NA-Wiffle) with his name on it.
- Grew up a Los Angeles Dodgers fan and attended countless games at Dodger Stadium with his family. Was a fan of outfielder Shawn Green.
- Partners with Joe Harden and family friend Klay Thompson to produce Diamond and Key Wine, based in Napa, CA.
- Requested and studied past game footage of third basemen Aramis Ramírez, Álex Rodríguez, Adrián Beltré, and Scott Rolen. He met Rolen at Busch Stadium in August 2019 during Scott's Cardinals Hall of Fame induction.
- As part of National Bullying Prevention Month in 2018, lent voice in the ongoing Shred Hate PSA effort, a joint program between ESPN, MLB & X Games striving to end in-school bullying by encouraging youth to choose kindness.
- Resides in San Clemente, Calif. with his wife, Laura, and daughter, Levi (8/25/22).



Third baseman Nolan Arenado records one of his game-high seven assists against the San Diego Padres, August 28, 2023 at Busch Stadium.

**LUKEN
BAKER****26**

HT: 6-4 WT: 285 B/T: R/R BIRTH DATE: March 10, 1997 ML SERVICE: 0.081

(LOO-kehr)

FULL NAME: Luken Grosvenor Baker

BORN: Houston, Texas

OPENING DAY AGE: 27

BECAME A CARDINAL: Selected in the second round (75th overall) Compensation Pick of the 2018 MLB Draft

CONTRACT STATUS: Signed through 2024

MLB DEBUT: June 4, 2023 at Pittsburgh

FIRST BASEMAN **COMPLETE RECORD**

Year	Team	AVG	G	AB	R	H	2B	3B	HR	RBI	SH	SF	HBP	BB	IBB	SO	SB	CS	GDP	SLG	OBP	E
2018	Peoria	.288	37	139	16	40	9	0	3	15	0	1	0	16	0	31	0	0	10	.417	.359	0
	GCL Cardinals	.500	8	24	10	12	2	0	1	7	0	1	0	3	0	4	0	0	0	.708	.536	0
2019	Palm Beach	.244	122	439	47	107	32	1	10	53	0	2	3	52	1	112	1	1	9	.390	.327	10
2020	DID NOT PLAY -- NO MiLB SEASON																					
2021	Springfield	.248	91	347	51	86	20	0	26	68	0	4	2	38	0	103	0	0	5	.530	.322	6
	Memphis	.333	2	6	1	2	1	0	0	2	0	0	1	0	0	2	0	0	0	.500	.429	0
2022	Memphis	.228	124	464	52	106	14	0	21	66	0	7	5	37	0	129	0	0	9	.394	.288	6
2023	ST. LOUIS	.209	33	86	9	18	3	0	2	10	0	0	0	13	0	31	0	0	1	.314	.313	0
	Memphis	.334	84	314	71	105	22	0	*33	+98	0	4	3	59	1	76	0	0	9	*.720	.439	6
MINOR TOTALS		.264	468	1733	248	458	100	1	94	309	0	19	14	205	2	457	1	1	42	.486	.343	28
MAJOR TOTALS		.209	33	86	9	18	3	0	2	10	0	0	0	13	0	31	0	0	1	.314	.313	0

* Led League + Tied for League Lead

Note: Major League Uniform Numbers Worn: 26 (2023-present)

REGULAR SEASON FIELDING RECORD

Position	PCT	G	PO	A	E	TC	DP
First Base	1.000	12	53	3	0	56	7

CAREER TRANSACTIONS

- Selected by the Houston Astros in the 37th round (1,099th overall) of the 2015 MLB Draft, but did not sign.
- Selected by the St. Louis Cardinals in the second round Compensation Pick (75th overall) of the 2018 MLB Draft.



CAREER NOTES

- Made his Major League debut on June 4, 2023 at Pittsburgh, going 2-for-4 and notching his first career hit on a single in his first MLB plate appearance off of LHP Rich Hill.
- Leads Cardinals minor leaguers with 80 home runs hit since the 2021 season (26 in 2021, 21 in 2022, 33 in 2023).
- Named International League Most Valuable Player, IL Postseason All-Star, All-MiLB First Team and *Baseball America* Minor League All-Star in 2023.
- Finished among 2022 Cardinals minor league leaders in games (2nd), at-bats (3rd), home runs (21, T-2nd), RBI (66, 6th), and total bases (183, 6th).
- His 26 homers at Springfield in 2021 ranked as the 4th-highest single-season total in franchise history behind Matt Adams (32 in 2011), Xavier Scruggs (29 in 2013), and Colby Rasmus (29 in 2007).
- In 2021, set career highs while finishing among Cardinals minor league leaders in home runs (2nd), RBI (70, 4th), total bases (187, 4th), slugging pct. (.530, 4th), and OPS (.854, 6th).
- Did not play the 2020 season due to COVID protocols canceling the minor league season.
- Led all Cardinals minor leaguers in doubles (32) in 2019.
- Hit .347/.465/.561 with 28 home runs and 129 RBI in 145 games over three seasons at Texas Christian University.
- 2015 Gatorade National Player of the Year. Became the first Gatorade Player of the Year winner to attend college and not go pro since Drew Henson (1998) attended Michigan.

2023

- Named International League Most Valuable Player, IL Postseason All-Star, All-MiLB First Team and *Baseball America* Minor League All-Star.
- Earned Cardinals Minor League Player of the Month honors for April after leading the organization with nine home runs, .667 slugging pct., 1.105 OPS, 13 extra-base hits, 56 total bases and 21 walks.
- Led all minor league hitters with a .720 slugging pct., 1.159 OPS, .385 isolated slugging pct. and 180 wRC+ (min. 350 plate appearances).
- Ranked T4th in all of MiLB with a career-high 33 homers after leading MiLB as of his final minor league game on 8/11; also finished the year with the most HR in the Cardinals minor league system.
- Led the Cardinals organization with a .334 (105-314) batting average and 98 RBI, while ranking 2nd with a .440 on-base pct.
- Recorded the most RBI (98) in a single season by a Cardinals minor leaguer since Nick Stavinoha (109) and Matt Adams (101) in 2011.
- Reached base safely in each of his final 23 games with Memphis from 6/29-8/11, the longest such streak on the team.
- Had an extra-base hit in an International League-best 13 consecutive games with Memphis from 7/25-8/9, producing six doubles and eight home runs while batting .392 (20-51) in that span.

2023 SEASON & CAREER HIGHS

Most Hits: 2, 6/4 at Pittsburgh
Most Runs: 1, 9x. Last: 10/1 vs. Cincinnati
Most 2Bs: 1, 3x. Last: 10/1 vs. Cincinnati
Most HRs: 1, 2x. Last: 9/24 at San Diego
Most RBI: 3, 9/8 at Cincinnati
Most BBs: 2, 3x. Last: 9/30 vs. Cincinnati
Longest Hitting Streak: 3 games, twice. Last: 9/22-9/24

AWARDS & HONORS

International League Most Valuable Player
 2023: Memphis (AAA)

International League Postseason All-Star
 2023: Memphis (AAA)

All-MiLB Prospect First Team - First Base
 2023: Memphis (AAA)

Baseball America Minor League All-Star
 2023: Memphis (AAA)

Cardinals Minor League Player of the Month
 2023: Memphis (AAA) - April

Florida State League Player of the Week
 2019: Palm Beach (High-A) - Aug. 5-11

Florida State League Player of the Month
 2019: Palm Beach (High-A) - August

Gatorade National Player of the Year
 2015: Oak Ridge (Tex.) High School

CAREER MILESTONES

Major League Debut
 June 4, 2023 at Pittsburgh

First Major League Hit
 June 4, 2023 at Pittsburgh
 (2nd inning, single, off Rich Hill)

First Major League Home Run
 August 26, 2023 at Philadelphia
 (3rd inning, solo, off Zack Wheeler)

- Finished the season as the No. 23 ranked St. Louis prospect according to *Baseball America* after being unranked to begin the season.
- Made his Major League debut on 6/4 at Pittsburgh, going 2-for-4 and notched his first career hit on a single in his first MLB at-bat off of LHP Rich Hill.
- Reached base safely in 20 of his 23 starts for St. Louis.

BACKGROUND/PERSONAL

- Graduated from Oak Ridge High School in Conroe, Texas.
- 2015 Gatorade National Player of the Year.
- Became the first Gatorade Player of the Year winner to attend college and not go pro since Drew Henson (1998) attended Michigan.
- 2015 Baseball America First Team All-American.
- Won two Home Run Derbies in 2014, the Under Armour High School Derby at Target Field during All-Star Week, followed by the Under Armour All-America Classic at Wrigley Field.
- Originally selected by the Houston Astros in the 37th round of the 2015 MLB Draft, but did not sign to attend Texas Christian University.
- Baker sent a letter to every MLB team notifying them of his intention to keep his commitment to TCU.
- Batted .347 with 28 HR, 129 RBI and a .561 slugging percentage over three collegiate seasons at TCU.
- Named Big 12 Freshman of the Year in 2016, pacing the conference in batting average (.379), total hits (94), runs scored (59) and RBI (62).
- Averaged a home run every 12.61 at-bats.
- Signed by Tom Lipari.
- Resides in Spring, Texas with his wife, Linda.



Luken Baker fist bumps first base coach Stubby Clapp after reaching base, August 16, 2023 at Busch Stadium.



LEONARDO BERNAL

96

HT: 6-0 WT: 245 B/T: S/R BIRTH DATE: February 13, 2004 ML SERVICE: 0.000

(bur-nahl)

FULL NAME: Leonardo Abdiel Bernal

BORN: Panama City, Panama

OPENING DAY AGE: 20

BECAME A CARDINAL: Signed as an international free agent on January 15, 2021

CONTRACT STATUS: Signed through 2024

CATCHER (NON-ROSTER)

COMPLETE RECORD

Year	Team	AVG	G	AB	R	H	2B	3B	HR	RBI	SH	SF	HBP	BB	IBB	SO	SB	CS	GDP	SLG	OBP	E
2021	DSL Cards Blue	.209	44	158	23	33	9	1	5	29	0	0	3	17	0	28	3	1	2	.373	.298	6
2022	Palm Beach	.256	45	156	22	40	8	1	7	29	0	1	2	12	0	32	1	1	4	.455	.316	6
2023	Palm Beach	.265	78	268	45	71	15	1	3	44	0	3	3	49	0	55	4	1	2	.362	.381	5
MINOR TOTALS		.247	167	582	90	144	32	3	15	102	0	4	8	78	0	115	8	3	8	.390	.342	17

CAREER NOTES

- Enters the 2024 season rated as the No. 10 prospect in the Cardinals organization by *Baseball America*.
- Has thrown out 24.2% (44 CS/182 SB ATT) of attempted base stealers in his professional career.
- Drove in a career-high five runs amid his first multi-homer game with two blasts on 7/23/22 at Daytona.
- Recorded his first career four-hit game on 8/14/22 at Bradenton, going 4-for-4 with two solo home runs and three runs scored.
- Batted .366 (15-41) with eight RBI, seven extra-base hits, 12 runs scored and a 1.154 OPS in August 2022 with Palm Beach.
- Finished the 2022 season one home run shy of the team lead with a career-high seven long balls for Palm Beach.
- Allowed a career-low three passed balls in 2022.
- Started both games of Palm Beach's best-of-three 2022 playoff series against St. Lucie, serving as DH in Game 1 and catching Game 2, and throwing out the only attempted base stealer against him.
- Threw out a career-high 18 attempted base stealers in 2021 with the DSL Cardinals Blue when he posted a career-high 29.0% caught-stealing percentage.
- Notched two caught stealing attempts in three consecutive starts at catcher from Aug. 31-Sept. 6, 2021.
- Led the 2021 DSL Cardinals Blue in doubles (9), extra-base hits (15), and RBI (29).

2023

- Rated as the No. 12 prospect in the Cardinals organization by *Baseball America*.
- Participated in early workouts and seminars as part of the team's Spring Training Early Program (STEP Camp).
- Set career highs in games played (78), at-bats (268), hits (71), doubles (15), RBI (44), extra-base hits (19), walks (49), slugging pct. (.381) and stolen bases (4).
- Hit safely in 17 of his first 21 games played, batting .329 (26-79) with a .413 on-base pct. and 15 runs scored.
- Reached base safely in 11 of 13 games started at designated hitter, batting .262 (11-42) with four doubles, eight RBI, 10 walks and a .396 on-base pct.
- Hit a combined .333 (19-87) with 19 RBI, 18 walks and 21 runs scored across 26 games on Saturdays and Sundays.
- A switch hitter, batted .271 (19-70) with one double, one home run and 10 RBI vs. left-handed pitchers compared to .263 (52-198) with 14 doubles, a triple, two home runs and 34 RBI against right-handed hurlers.
- Placed on the 7-day Injured List on 8/10 through the end of the season with a right hamate fracture.
- Did not commit an error in his final 34 games played at catcher after 5/28.

BACKGROUND/PERSONAL

- Helped lead Panama to the 2018 Under-15 World Cup Silver Medal.
- Resides in Panama City, Panama.



ALEC BURLESON 41

HT: 6-1 WT: 225 B/T: L/L BIRTH DATE: November 25, 1998 ML SERVICE: 1.029

(bur-leh-son)

FULL NAME: Alec Michael Burleson

BORN: Charlotte, North Carolina

OPENING DAY AGE: 25

BECAME A CARDINAL: Selected in the Compensation 2nd round (70th overall) of the 2020 MLB Draft

CONTRACT STATUS: Signed through 2024

MLB DEBUT: September 8, 2022 vs. Washington

FIRST BASEMAN/OUTFIELDER

COMPLETE RECORD

Year	Team	AVG	G	AB	R	H	2B	3B	HR	RBI	SH	SF	HBP	BB	IBB	SO	SB	CS	GDP	SLG	OBP	E
2020	DID NOT PLAY -- NO MiLB SEASON																					
2021	Peoria	.286	11	42	8	12	1	0	4	10	0	1	0	6	0	15	1	0	0	.595	.367	0
	Springfield	.288	63	260	34	75	10	0	14	44	0	3	0	19	0	59	2	0	7	.488	.333	2
	Memphis	.234	45	154	19	36	7	0	4	22	0	0	0	17	0	27	0	1	4	.357	.310	1
2022	ST. LOUIS	.188	16	48	4	9	1	0	1	3	0	0	0	5	0	9	1	0	1	.271	.264	0
	Memphis	*.331	109	432	68	143	25	1	20	87	0	6	3	29	0	67	4	0	13	.532	.372	2
2023	ST. LOUIS	.244	107	315	34	77	20	1	8	36	1	2	3	23	0	45	3	1	13	.390	.300	0
MINOR TOTALS		.300	228	888	129	266	43	1	42	163	0	10	3	71	0	168	7	1	24	.492	.350	5
MAJOR TOTALS		.237	123	363	38	86	21	1	9	39	1	2	3	28	0	54	4	1	14	.375	.295	0

*Led League

Note: Major League Uniform Numbers Worn: 41 (2022-present)

WILD CARD SERIES RECORD

Year	Team	AVG	G	AB	R	H	2B	3B	HR	RBI	SH	SF	HBP	BB	IBB	SO	SB	CS	GDP	SLG	OBP	E	
2022	STL vs. PHI	NOT ON POSTSEASON ROSTER - ST. LOUIS TAXI SQUAD																					

REGULAR SEASON FIELDING RECORD

Position	PCT	G	PO	A	E	TC	DP
Outfielder	1.000	65	92	5	0	97	0
First Base	1.000	23	144	11	0	155	13
Pitcher	---	2	0	0	0	0	0

CAREER TRANSACTIONS

- Selected by the St. Louis Cardinals in the Compensation second round (70th overall) of the 2020 MLB Draft.
- On St. Louis Cardinals Injured List (left thumb fracture), September 20, 2023 - end of season.



2023 SEASON CAREER HIGHS

Most Hits: 3, 3x. Last: 8/3 vs. Minnesota
Most Runs: 2, 4x. Last: 8/23 at Pittsburgh
Most 2Bs: 2, 4/2 vs. Toronto
Most HRs: 1, 8x. Last: 8/3 vs. Minnesota
Most RBI: 3, 8/2 vs. Minnesota
Most BBs: 2, 7/1 vs. New York Yankees
Longest Hitting Streak: 10 games, 4/2-15

CAREER HIGHS

Most Hits: 3, 3x. Last: 8/3/23 vs. Minnesota
Most Runs: 2, 4x. Last: 8/23/23 at Pittsburgh
Most 2Bs: 2, 4/2/23 vs. Toronto
Most HRs: 1, 9x. Last: 8/3/23 vs. Minnesota
Most RBI: 3, 8/2/23 vs. Minnesota
Most BBs: 2, twice. Last: 7/1/23 vs. New York Yankees
Longest Hitting Streak: 10 games, 4/2-15/23
Pinch-Hit HR: 1. 9/23/22 at Los Angeles Dodgers (H. Alberto)

CAREER NOTES

- Enters the 2024 season as the only active Major Leaguer with a perfect 1.000 career fielding percentage (min. 250 total chances) while playing multiple positions.
- 2022 International League Batting Champion with the Triple-A Memphis Redbirds. His .331 batting average ranked 3rd-best in franchise history (since 1998) behind Nick Stavinoha (.337 in 2008) and Joe McEwing (.334 in 1998).
- Made his Major League debut with the Cardinals vs. Washington (Sept. 8, 2023).
- Singled off Duane Underwood, Jr. (Sept. 11, 2022) at Pittsburgh for his Major League hit.
- Hit first career MLB home run vs. Los Angeles Dodgers (Sept. 23, 2022) at Dodger Stadium off position player Hanser Alberto, a 405' shot into the right field pavilion. Was the first MLB player to homer off a position player since Jason Martin (TEX) homered off Andy Burns vs. LAD (June 12, 2021)
- Two-time Cardinals Minor League Player of the Month, both in May (2021 & 2022).
- Was the fastest member of the 2020 Cardinals Draft Class to make the Major League roster in less than two full minor league seasons and 228 minor league games.
- Was the Cardinals compensation pick in the 2020 MLB Draft for free agent outfielder Marcell Ozuna signing with Atlanta.
- Was not on the 2022 Cardinals postseason roster, but remained on the Taxi Squad in St. Louis.
- Owns a career .300 batting average in the minor leagues. Hit a home run every 22.6 plate appearances in the minors.

CAREER MILESTONES

Major League Debut

September 8, 2022 vs. Washington

First Major League Hit

September 11, 2022 at Pittsburgh
(8th inning, single, off Duane Underwood, Jr.)

First Major League Home Run

September 23, 2022 at Los Angeles Dodgers
(8th inning, PH solo, off Hanser Alberto)

AWARDS & HONORS

Cardinals Minor League Player of the Month

2022: Memphis (AAA) - May 2022
 2021: Springfield (AA) - May 2021

International League Batting Champion

2022: Memphis (AAA)

MiLB.com Organizational All-Star

2021: Peoria (High-A), Springfield (AA),
 Memphis (AAA) - OF

**2023**

- Played the entire season on the Major League roster before a season-ending injury while stealing third base vs. Milwaukee (9/19), fracturing his left thumb. Surgery was performed by Dr. Charles Goldfarb.
- Finished the season with a .273 BA post All-Star Break, second on the Cardinals behind Willson Contreras (.309).
- Was 0-for-4 on Opening Day vs. Toronto (3/30) then ran off a career-best 10-game hitting streak (4/2-4/15), T-7th longest on the Cardinals.
- Ranked 6th among National League rookies with 20 doubles.
- Broke two scoreless shutouts with a solo home run in the 7th inning or later as the game-winning RBI (4/27 at SF & 6/7 at TEX).
- Homered in back-to-back games vs. MIN (8/2-3).
- Ranked 8th among National League players in Toughest to Strike Out at 7.71 PA/K.
- Did not go more than three games with an official at-bat without recording a hit.
- Put 22.1% of pitches swung at in play, 7th in the National League and trailing only Tommy Edman (6th, 22.2%) among Cardinals.
- Hit all eight home runs against right-handed pitchers. Still batted .259 (7-27) vs. LHP as opposed to .243 (70-288) vs. RHP.
- Was one of nine players in MLB to accumulate a 1,000 fielding percentage (min. 200 total chances).
- Ranked 3rd among all Cardinals outfielders with five outfield assists (Walker 8, Nootbaar 6).
- Received his first ejection at CHI (7/21) after grounding into an inning ending double play, taking exception on ball and strike calls with home plate umpire Ron Kulpa.
- Twice pitched in mop-up relief: 6/29 vs. HOU (1.0 IP/4 runs) and 7/4 at MIA (0.2 IP/0 runs).

BACKGROUND/PERSONAL

- Graduated from East Lincoln High School in Denver, N.C., where he earned five high school letters (4 baseball, 1 basketball).
- Three-time North Carolina 2A All-State Team (2015-17).
- Struck out only eight times in his final three years of playing high school baseball.
- Played college baseball at East Carolina University.
- Became the 4th ECU Pirate to be drafted by the Cardinals, joining pitchers Seth Maness (11th round in 2011), Evan Kruczynski (9th round in 2017), and Chris Holba (11th round in 2018).
- As the 70th overall pick in 2020, Burlison became the 4th-highest draftee in school history.
- Was a two-way player at ECU, owning a .341 career batting average and 3.47 career ERA.
- Started 107 of 116 games at East Carolina while playing four different positions (1B, DH, LF, RF), batting .341 with 12 HR and 91 RBI over his career.
- Also pitched and went 13-5 with a 3.47 ERA (137.2 innings), 139 strikeouts and nine saves.
- Named 2020 First Team Preseason All-American Utility Player by Collegiate Baseball.
- 2019 finalist for the John Olerud National Player of the Year Award
- Played for the 2019 USA Collegiate National Team, receiving the USA Baseball International Performance-of-the-Year award for his walk-off home run against Japan.
- Played for the Bourne Braves in the 2019 Cape Cod League.
- Named Most Outstanding Player (.383, 10 HR, 44 RBI) of the Cal Ripken League for the Bethesda Big Train during the summer of 2018.
- Was a First Team CoSIDA Academic All-American and a seven-time East Carolina Director of Athletics Honor Roll Member.
- Signed by T.C. Calhoun
- Resides in Stanley, North Carolina with his wife Mary Shea.



DYLAN CARLSON

3

HT: 6-2 WT: 200 B/T: S/L BIRTH DATE: October 23, 1998 ML SERVICE: 3.104

FULL NAME: Dylan James Carlson

BORN: Elk Grove, California

OPENING DAY AGE: 25

BECAME A CARDINAL: Selected in the first round (33rd overall) of the June, 2016 First-Year Player Draft

CONTRACT STATUS: Signed through 2024

MLB DEBUT: Aug. 15, 2020 at Chicago White Sox - Game 1

OUTFIELDER

COMPLETE RECORD

Year Team	AVG	G	AB	R	H	2B	3B	HR	RBI	SH	SF	HBP	BB	IBB	SO	SB	CS	GDP	SLG	OBP	E
2016 GCL Cardinals	.251	50	183	30	46	13	3	3	22	0	1	1	16	0	52	4	2	5	.313	.404	1
2017 Peoria	.240	115	383	63	92	18	1	7	42	4	3	9	52	1	116	6	6	5	.342	.347	4
2018 Palm Beach	.247	99	376	63	93	19	3	9	53	1	5	7	52	3	78	6	3	12	.345	.386	4
Peoria	.234	13	47	5	11	3	0	2	9	0	0	0	10	1	10	2	0	3	.368	.426	0
2019 Springfield	.281	108	417	81	117	24	6	21	59	0	7	7	52	3	98	18	7	3	.518	.364	1
Memphis#	.361	18	72	14	26	4	2	5	9	0	0	1	6	0	18	2	1	0	.681	.418	1
2020 ST. LOUIS	.200	35	110	11	22	7	1	3	16	0	1	0	8	0	35	1	1	3	.364	.252	0
2021 ST. LOUIS	.266	149	542	79	144	31	4	18	65	1	8	11	57	2	152	2	1	5	.437	.343	4
2022 ST. LOUIS	.236	128	432	56	102	30	4	8	42	0	4	7	45	1	94	5	2	6	.380	.316	2
Springfield#	.000	3	7	0	0	0	0	0	0	0	0	0	1	0	1	0	0	0	.000	.125	0
Memphis#	.778	3	9	5	7	3	0	1	4	0	0	0	2	0	1	0	0	0	1.444	.818	0
2023 ST. LOUIS	.219	76	219	27	48	8	1	5	27	0	3	7	26	0	49	3	0	4	.333	.318	1
Memphis#	.333	3	9	2	3	1	0	0	1	0	0	0	3	0	0	0	0	0	.444	.500	0
MINOR TOTALS	.263	412	1503	263	395	85	15	48	199	5	16	25	194	8	374	38	19	28	.435	.353	11
MAJOR TOTALS	.243	388	1303	173	316	76	10	34	150	1	16	25	136	3	330	11	4	18	.394	.322	7

Injury Rehabilitation Assignment

Note: Major League Uniform Numbers Worn: 3 (2020-present)

WILD CARD RECORD

Year Team	AVG	G	AB	R	H	2B	3B	HR	RBI	SH	SF	HBP	BB	IBB	SO	SB	CS	GDP	SLG	OBP	E
2020 STL at SD	.333	3	9	2	3	1	0	0	0	0	0	1	4	0	3	1	0	0	.444	.571	0
2021 STL at LAD	.250	1	4	0	1	0	0	0	0	0	0	0	0	0	1	0	0	0	.250	.250	0
2022 STL vs. PHI	.000	2	4	1	0	0	0	0	0	0	0	0	2	0	0	0	0	0	.000	.000	0
W.C. TOTALS	.267	6	15	3	4	1	0	0	0	0	0	1	6	0	4	1	0	0	.333	.500	0

REGULAR SEASON FIELDING RECORD

Position	PCT	G	PO	A	E	TC	DP
Outfield	.991	375	724	21	7	752	6

2021: Led Major League rookie outfielders in games (145), starts (145), and innings played (1,243.1).

Shared the Major League lead among rookie outfielders in double plays (3).

Led National League rookie outfielders in total chances (309), total chances/9 (2.24), putouts (297), assists (8), fielding percentage (.987), putouts/9 (2.15), assists/9 (0.06), range factor/9 (2.21), and zone rating (.918).

**CAREER TRANSACTIONS**

- Selected by St. Louis Cardinals in the first round (33rd overall) of the June, 2016 First-Year Player Draft.
- On St. Louis Injured List (right wrist strain), August 17-23, 2021.
- On St. Louis Injured List (left hamstring strain), May 22-June 9, 2022; included injury rehabilitation assignments to Memphis (AAA) and Springfield (AA).
- On St. Louis Injured List (left thumb sprain), September 7-16, 2022; included injury rehabilitation assignment to Memphis (AAA).
- On St. Louis Injured List (sprained left ankle), May 15 - June 8, 2023; included injury rehabilitation assignment to Memphis (AAA).
- On St. Louis Injured List (strained left oblique), August 10, 2023 to end of the season.

2023 SEASON HIGHS

Most Hits: 3, twice. Last: 6/10 vs. Cincinnati
Most Runs: 3, 7/17 vs. Miami
Most 2Bs: 1, 8x. Last: 8/6 vs. Colorado
Most 3Bs: 1, 5/9 at Chicago Cubs
Most HRs: 2, 6/20 at Washington
Most RBI: 3, 6/20 at Washington
Most BBs: 3, 7/8 at Chicago White Sox
Most SBs: 1, 3x. Last: 7/6 at Miami
Longest Hitting Streak: 5 games, twice. Last: 5/5-9

CAREER HIGHS

Most Hits: 3, 16x. Last: 6/10/23 vs. Cincinnati
Most Runs: 3, twice. Last: 7/17/23 vs. Miami
Most 2Bs: 2, 4x. Last: 9/27/22 at Milwaukee
Most 3Bs: 1, 10x. Last: 5/9/23 at Chicago Cubs
Most HRs: 2, 3x. Last: 6/20/23 at Washington
Most RBI: 5, 9/17/21 vs. San Diego
Most BBs: 3, twice. Last: 7/8/23 at Chicago White Sox
Most SBs: 1, 11x. Last: 7/6/23 at Miami
Longest Hitting Streak: 11 games, 9/26/21-4/13/22
Multi-HR Games: 3. Last: 6/20/23 at Washington
Lead-Off HR: 2. Last: 8/8/21 vs. Kansas City
Pinch-Hit HR: n/a
Grand Slams: 2. Last: 9/17/21 vs. San Diego (Ross Detwiler)
Game-Ending HR: n/a
Extra-Inning HR: n/a

CAREER NOTES

- Cardinals switch-hitting outfielder made his Major League debut during the COVID-19 shortened 2020 season as a 21-year old. Entered high school at 13 years old and started on varsity as a freshman.
- Made his Major League debut on August 15, 2020 at the Chicago White Sox, playing both games of a doubleheader following a 17-day layoff without baseball due to a COVID breakout in the Cardinals clubhouse.
- Played in three postseasons totaling six Wild Card Series games from 2020-22. Ranks only behind Yadier Molina (7) among Cardinals players in Wild Card Series games and T-12th all-time in MLB.
- Finished 3rd in the 2021 National League Rookie of the Year award voting, and was recognized as one of three outfielders on the *Baseball America*, *Baseball Digest*, and *Topps All-Rookie* teams.
- Set the Cardinals single-season records for rookie switch-hitters in extra-base hits, total bases, doubles, RBI, and walks in 2021.
- Led Cardinals outfielders with 128 games played in 2022 before two injuries limited him to 76 games in 2023.
- Went 3-for-3 at Atlanta (7/7/22) as a reserve, becoming the 1st MLB switch-hitter to record three hits as a reserve since Arizona's Ehre Adrianza (5/8/21), and 4th Cards switch-hitter to do so with Willie McGee (8/28/1997 vs. Montreal); Tom Herr (9/6/1980 at Houston), & Jerry Mumphrey (5/30/1977 vs. Chicago Cubs).

CAREER MILESTONES**Major League Debut**

August 15, 2020 at Chicago White Sox (Game 1)

First Major League Hit

August 15, 2020 at Chicago White Sox (Game 2)
(5th inning, double, off Evan Marshall)

First Major League Home Run

August 23, 2020 vs. Cincinnati
(7th inning, 2-run, off Nate Jones)

First Major League Stolen Base

August 19, 2020 at Chicago Cubs (Game 1)

- Posted back-to-back seasons with 30 doubles in 2021-22, joining Tommy Edman among Cardinals switch-hitters with consecutive seasons with 30 or more doubles.
- Hit the last of four consecutive record-setting 1st inning home runs by the Cardinals at Philadelphia (7/2/22) off Kyle Gibson. Had his bat requested by the National Baseball Hall of Fame in Cooperstown and was in the Cardinals team display in 2023.
- Worked a walk in eight straight games (6/14 [2]-6/23/22), longest by a Cardinal and one shy of Juan Soto (9) for the MLB lead in 2022.



AWARDS & HONORS

Baseball America All Rookie Team - Outfield

2021: St. Louis

Baseball Digest MLB Rookie All-Star - Outfield

2021: St. Louis

Topps All-Star Rookie Team - Outfield

2021: St. Louis

Cardinals Minor League Player of the Year

2019: Springfield (AA) & Memphis (AAA)

Cardinals Minor League Player of the Month

2019: Springfield (AA) - May

Baseball America Minor League All-Star First Team - Outfielder

2019: Springfield (AA) & Memphis (AAA)

Baseball America Double-A All-Star - Outfielder

2019: Springfield (AA)

Baseball America Double-A Player of the Year

2019: Springfield (AA)

Baseball America Best Defensive Outfielder - Texas League

2019: Springfield (AA)

MLB Pipeline Cardinals Hitting Prospect of the Year

2019: Springfield (AA) & Memphis (AAA)

MiLB.com Breakout Prospect of the Year - Staff Choice

2019: Springfield (AA) & Memphis (AAA)

MiLB.com Top Offensive Player - Fan Choice

2019: Springfield (AA) & Memphis (AAA)

SiriusXM All-Star Futures Game

2019: National League

Texas League Player of the Year

2019: Springfield (AA)

Texas League Post-Season All-Star - Outfield

2019: Springfield (AA)

Texas League Mid-Season All-Star

2019: Springfield (AA)

Gulf Coast League Championship

2016: GCL Cardinals (R)

CAREER NOTES CONTINUED...

- In 2021, became the first rookie in MLB history to homer from both sides of the plate in the same game multiple times in a single-season (9/17 vs. San Diego and 9/30 vs. Milwaukee). Joined Red Schoendienst (1951), Ted Simmons (1975, 1979), Reggie Smith (1975-76), Mark Whiten (1993), Gerónimo Peña (1994), Lance Berkman (2011), Carlos Beltrán (2012-13) as 8th Cardinal.
- Previously rated as the No. 1 prospect in the Cardinals organization by *Baseball America* in both 2020 and 2021. Ranked No. 9 & 10 overall across Major League Baseball, being the highest-rated position player in the Cardinals organization since Oscar Taveras (No. 1 in 2014).
- Was the Cardinals compensation pick in the 2016 MLB First-Year Player Draft for free agent John Lackey signing with the Chicago Cubs.

2023

- Missed 86 games due to two injuries during the season, his fewest games played since his rookie season during COVID-19 protocols in 2020.
- Placed on the 10-day Injured List with a sprained left ankle suffered during the Boston series (5/12-14).
- Returned from the Injured List and was 3-for-3 with a home run, two RBI and two walks in his second game back (6/10 vs. CIN). Was the first Cardinals player in 2023 to reach base safely in five plate appearances.
- Posted his best month in June, batting .289 (13-45) with three home runs and seven RBI, both his single month highs for the season.
- Was healthy for two months before an oblique injury suffered at TB (8/10) ended his season.
- Was one of two Cardinals to homer off Shohei Ohtani vs. LAA (5/3), following Nolan Gorman (1st inning) with his blast in the 4th inning.
- Hit two home runs at WSH (6/20), both off Mackenzie Gore, his third career multi-home run game and first since 2021. Was the longest home run of his career (445' to CF batters eye) on the first home run and his 300th career hit on the second home run.
- Did not hit another home run the rest of the season and enters 2024 on a 31-game stretch without a home run, 3rd-longest homerless stretch of his career.
- Tied his career-high with three walks at CWS (7/8).
- Entered as a defensive replacement 17 times during the season.

**BACKGROUND/PERSONAL**

- Graduated from Elk Grove (Calif.) High School where his father, Jeff, was the head coach of the baseball team.
- Began taking infield and batting practice with his father's teams at age 11.
- Entered high school at age 13 and made varsity as a freshman.
- Was Elk Grove teammates with Nick Madrigal, Rowdy Tellez, Dom Nunez, and Derek Hill.
- From the same hometown, different high school, as Cardinals 2023 first round draft pick, OF Chase Davis.
- Hit .407 with nine homers and 40 RBI as a senior, and .322 with 11 HR and 104 RBI over his high school career.
- Pitched, and primarily played first base before appearing in center field as a senior.
- Pitched complete game four-hitter with 10 strikeouts to lead Elk Grove to the 2016 San Joaquin Sectional Championship.
- Grew up in the same Sacramento neighborhood and played little league baseball with fellow 2016 first round pick Matt Manning (Tigers).
- Committed to play college baseball at Cal State Fullerton before drafted by the Cardinals.
- Invited to the 2015 Under Armour All-American Game at Wrigley Field. Went 1-for-3 while batting seventh and starting at first base for the National side in an 11-5 victory.
- His younger brother, Tanner, was an infielder at Long Beach State (2019-22) and the University of Texas (2023).
- During 2021 offseason, partnered with UnitedHealthcare in distributing \$15,000 worth of winter coats to deserving children at Hickey Elementary School in St. Louis.
- Resides in Elk Grove, California.

SINGLE-SEASON HITS BY A CARDINALS ROOKIE SWITCH-HITTER

Cardinals Rookie Rank	Season	Hits
1. Vince Coleman	1985	170
2. Red Schoendienst	1945	157
3. Jimmy Brown	1937	145
4. Dylan Carlson	2021	144
5. Lee Magee	1912	133
6. Willie McGee	1982	125

CARDINALS TO HOMER FROM BOTH SIDES OF THE PLATE IN THE SAME GAME

Cardinals	Career Games	Season(s)
1. Carlos Beltrán	3	2012, 2013
2. Reggie Smith	2	1975, 1976
Ted Simmons	2	1975, 1979
Lance Berkman	2	2011
Dylan Carlson	2	2021
6. Red Schoendienst	1	1951
Mark Whiten	1	1993
Gerónimo Peña	1	1994

AGE 21 BATTING CLEAN-UP & REACHING BASE SAFELY 4 TIMES - POSTSEASON GAME

Player	Team	Date & Opponent	Age
Dylan Carlson	STL	9/30/2020 at SD	21.343
Stan Musial	STL	10/4/1942 at NYY	21.317
Ty Cobb	DET	10/12/1908 at CHI	21.299

CARDINALS AGE 21 BATTING CLEAN-UP IN A POSTSEASON GAME

Cardinal	Series	Age
Dylan Carlson	2020 Wild Card at SD	21.343
Albert Pujols	2001 NLDS at ARI	21.266
Stan Musial	1942 World Series at NYY	21.313



Jordan Walker, Dylan Carlson, Lars Nootbaar, and Paul DeJong introduced before the Cardinals faced the Chicago Cubs in London, England as part of the MLB World Tour, June 24, 2023 at London Stadium.



MATT CARPENTER

13

HT: 6-3 WT: 224 B/T: L/R BIRTH DATE: November 26, 1985 ML SERVICE: 11,145

FULL NAME: Matthew Martin Carpenter

BORN: Galveston, Texas

OPENING DAY AGE: 38

BECAME A CARDINAL: Signed as a free agent, January 19, 2024

CONTRACT STATUS: Signed through 2024

MLB DEBUT: June 4, 2011 vs. Chicago Cubs

INFIELDER/OUTFIELDER

COMPLETE BATTING RECORD

Year	Team	AVG	G	AB	R	H	2B	3B	HR	RBI	SH	SF	HBP	BB	IBB	SO	SB	CS	GDP	SLG	OBP	E
2009	Batavia	.469	9	32	9	15	3	0	0	3	0	0	1	4	0	2	0	1	0	.563	.541	0
	Quad Cities	.295	29	105	11	31	6	2	0	10	0	1	3	17	0	13	2	0	3	.390	.405	4
	Palm Beach	.219	32	114	13	25	6	1	2	9	2	1	1	10	0	24	1	0	3	.342	.286	2
2010	Palm Beach	.283	28	99	17	28	5	2	1	16	1	0	2	26	0	14	0	1	1	.404	.441	1
	Springfield	.316	105	396	76	125	26	3	12	53	4	4	64	4	88	11	2	12	487	.412	8	
2011	Memphis	.300	130	434	61	130	29	3	12	70	3	6	8	*84	1	68	5	4	12	.463	.417	16
	ST. LOUIS	.067	7	15	0	1	1	0	0	0	0	0	0	4	0	4	0	0	0	.133	.263	0
2012	ST. LOUIS	.294	114	296	44	87	22	5	6	46	0	7	3	34	2	63	1	1	10	.463	.365	9
	Springfield#	.300	3	10	3	3	1	0	1	3	0	0	0	3	0	1	0	1	0	.600	.462	0
	Memphis#	.143	3	7	1	1	0	0	0	0	0	0	0	2	0	2	0	0	2	.143	.333	0
2013	ST. LOUIS	.318	157	626	^126	*199	^55	7	11	78	3	7	9	72	1	98	3	3	4	.481	.392	12
2014	ST. LOUIS	.272	158	595	99	162	33	2	8	59	2	9	8	*95	2	111	5	3	3	.375	.375	16
2015	ST. LOUIS	.272	154	574	101	156	*44	3	28	84	0	4	6	81	5	151	4	3	5	.505	.365	14
2016	ST. LOUIS	.271	129	473	81	128	36	6	21	68	3	4	5	81	6	108	0	4	4	.505	.380	13
	Springfield#	.333	4	12	2	4	1	0	1	1	0	0	0	1	0	4	0	0	0	.667	.385	1
2017	ST. LOUIS	.241	145	497	91	120	31	2	23	69	2	5	9	109	4	125	2	1	5	.451	.384	13
2018	ST. LOUIS	.257	156	564	111	145	42	0	36	81	0	4	6	102	17	158	4	1	^0	.523	.374	16
2019	ST. LOUIS	.226	129	416	59	94	20	2	15	46	1	5	7	63	0	129	6	1	3	.392	.334	8
	Memphis#	.182	4	11	2	2	1	0	0	3	0	0	0	3	0	4	0	0	0	.273	.357	1
	Springfield#	.000	5	15	0	0	0	0	0	0	0	0	0	4	0	4	0	0	0	.000	.211	0
2020	ST. LOUIS	.186	50	140	22	26	6	0	4	24	0	0	6	23	1	48	0	0	1	.314	.325	3
2021	ST. LOUIS	.169	130	207	18	35	11	1	3	21	0	1	6	35	1	77	2	0	1	.275	.305	4
2022	Round Rock	.275	21	80	15	22	5	2	6	19	0	1	0	14	0	20	1	1	1	.613	.379	2
	New York (AL)	.305	47	128	28	39	9	0	15	37	1	1	5	19	1	35	0	0	2	.727	.412	0
2023	San Diego	.176	76	188	18	33	12	0	5	31	0	5	2	41	0	67	1	0	2	.319	.322	0
MINOR TOTALS		.294	373	1315	210	386	82	13	35	187	10	13	19	232	5	244	20	10	34	.456	.403	35
A.L. TOTALS		.305	47	128	28	39	9	0	15	37	1	1	5	19	1	35	0	0	2	.727	.412	0
N.L. TOTALS		.258	1405	4591	770	1186	313	28	160	607	11	51	67	740	39	1139	28	17	38	.443	.366	108
ST. LOUIS TOTALS		.262	1329	4403	752	1153	301	28	155	576	11	46	65	699	39	1072	27	17	36	.449	.368	108
MAJOR TOTALS		.260	1452	4719	798	1225	322	28	175	644	12	52	72	759	40	1174	28	17	40	.451	.367	108

^ Led Majors *Led League #Injury Rehabilitation

Note: Major League Uniform Numbers Worn: 19 (2011), 13 (2012-21, 2024-present), 24 (2022), 14 (2023)

CARPENTER, MATT



COMPLETE PITCHING RECORD

Year Team	W-L	ERA	G	GS	CG	GF	SHO	SV	IP	H	R	ER	HR	HBP	BB	IBB	SO	WP	BK	BA	
2021 ST. LOUIS	0-0	0.00	1	0	0	0	0	0	1.1	2	0	0	0	1	0	0	0	0	0	0	.400
MAJOR TOTALS	0-0	0.00	1	0	0	0	0	0	1.1	2	0	0	0	1	0	0	0	0	0	0	.400

WILD CARD RECORD

Year Team	AVG	G	AB	R	H	2B	3B	HR	RBI	SH	SF	HBP	BB	IBB	SO	SB	CS	GDP	SLG	OBP	E
2012 STL at ATL	1.000	1	1	0	1	0	0	0	1	0	0	0	0	0	0	0	0	0	1.000	1.000	0
2020 STL vs. SD	.222	3	9	3	2	1	0	0	2	0	1	1	3	0	4	0	0	0	.333	.429	0
W.C. TOTALS	.300	4	10	3	3	1	0	0	3	0	1	1	3	0	4	0	0	0	.400	.467	0

DIVISION SERIES RECORD

Year Team	AVG	G	AB	R	H	2B	3B	HR	RBI	SH	SF	HBP	BB	IBB	SO	SB	CS	GDP	SLG	OBP	E
2012 STL vs. WSH	.000	5	4	0	0	0	0	0	0	0	0	0	0	0	3	0	0	0	.000	.000	0
2013 STL vs. PIT	.053	5	19	1	1	0	0	0	0	0	0	1	1	0	6	0	0	0	.053	.143	0
2014 STL vs. LAD	.375	4	16	4	6	3	0	3	7	0	0	0	1	0	4	0	0	0	1.125	.412	0
2015 STL vs. CHI	.235	4	17	3	4	0	0	1	1	0	0	0	1	0	5	0	0	0	.412	.278	0
2019 STL vs. ATL	.200	4	5	1	1	0	0	0	3	0	1	0	3	0	2	0	0	0	.200	.444	1
2022 NYY vs. CLE	.000	2	2	0	0	0	0	0	0	0	0	0	0	0	2	0	0	0	.000	.000	0
D.S. TOTALS	.190	24	63	9	12	3	0	4	11	0	1	1	6	0	22	0	0	0	.429	.268	1

LEAGUE CHAMPIONSHIP SERIES RECORD

Year Team	AVG	G	AB	R	H	2B	3B	HR	RBI	SH	SF	HBP	BB	IBB	SO	SB	CS	GDP	SLG	OBP	E
2012 STL vs. SF	.333	3	9	3	3	1	0	1	2	0	0	0	3	0	2	0	0	0	.778	.500	0
2013 STL vs. LAD	.261	6	23	4	6	2	1	0	2	0	1	0	3	0	5	1	0	0	.435	.333	1
2014 STL vs. SF	.200	5	20	2	4	1	0	1	1	0	0	0	2	0	8	0	0	1	.400	.273	1
2019 STL vs. WSH	.000	4	8	0	0	0	0	0	0	0	0	0	0	0	4	0	0	0	.000	.000	0
2022 NYY vs. HOU	.100	4	10	0	1	0	0	0	0	0	0	0	0	0	7	0	0	0	.100	.100	0
L.C.S. TOTALS	.200	22	70	9	14	4	1	2	5	0	1	0	8	0	26	1	0	1	.371	.278	2

WORLD SERIES RECORD

Year Team	AVG	G	AB	R	H	2B	3B	HR	RBI	SH	SF	HBP	BB	IBB	SO	SB	CS	GDP	SLG	OBP	E
2013 STL vs. BOS	.296	6	27	3	8	1	0	0	2	0	1	0	0	0	6	0	0	0	.333	.286	2

ALL-STAR RECORD

Year Team	AVG	G	AB	R	H	2B	3B	HR	RBI	SH	SF	HBP	BB	IBB	SO	SB	CS	GDP	SLG	OBP	E
2013 National	.000	1	2	0	0	0	0	0	0	0	0	0	0	0	1	0	0	0	.000	.000	0
2014 National	SELECTED -- DID NOT PLAY																				
2016 National	SELECTED -- DID NOT PLAY - INJURED																				
ALL-STAR TOTALS	.000	1	2	0	0	0	0	0	0	0	0	0	0	0	1	0	0	0	.000	.000	0

REGULAR SEASON FIELDING RECORD

Position	PCT	G	PO	A	E	TC	DP
First Base	.992	351	2289	166	20	2475	259
Second Base	.980	246	373	612	20	1005	154
Third Base	.957	673	345	1111	65	1521	112
Outfield	.941	40	46	2	3	51	0
Pitcher	---	1	0	0	0	0	0

Note: Is one of only five players in Major League history to appear defensively in 245 or more games at first base, second base, and third base.

2014: Led National League third basemen in assists (288) and total chances (394).



2023 SEASON HIGHS

Most Hits: 3, 4/23 at Arizona
Most Runs: 2, twice. Last: 5/21 vs. Boston
Most 2Bs: 2, twice. 5/30 at Miami
Most HRs: 1, 5 times. Last: 9/10 at Houston
Most RBI: 5, 4/23 at Arizona
Most BBs: 2, four times. Last: 9/10 at Houston
Longest Hitting Streak: 3 games, 4/22-4/25

CAREER HIGHS

Most Hits: 5, three times. Last: 7/20/18 at Chicago Cubs
Most Runs: 5, 6/26/18 vs. Cleveland
Most 2Bs: 4, 8/26/18 at Colorado
Most 3Bs: 2, 5/31/16 at Milwaukee
Most HRs: 3, 7/20/18 at Chicago Cubs
Most RBI: 7, 3x. Last: 7/16/22 vs. Boston
Most BBs: 4, 9/12/17 vs. Cincinnati
Most HBP: 3, 6/4/13 vs. Arizona
Longest Hitting Streak: 18 games, 5/21-6/9/13
Leadoff HR: 25. Last: 6/22/22-1 vs. LA Angels (Shohei Ohtani)
Pinch HR: 5, 4/30/21 at Pittsburgh (Duane Underwood Jr.)
Grand Slams: 2, 8/19/20 (Game 1 of DH) at Chicago Cubs (Mills)
Game Ending HR: 3, 4/10/18 vs. Milwaukee (J.J. Hoover)
Extra Inning HR: 5, 7/14/22 vs. Cincinnati (Reiver Sanmartin)

CAREER TRANSACTIONS

- Selected by St. Louis Cardinals in the 13th round (399th overall) of the 2009 MLB Draft.
- On St. Louis injured list (right oblique strain), May 23-June 22, 2012; included injury rehabilitation assignments to Springfield (AA) and Memphis (AAA).
- On St. Louis paternity list, May 26-28, 2016.
- On St. Louis injured list (right oblique strain), July 7-August 4, 2016; included injury rehabilitation assignment to Springfield (AA).
- Served one-game Major League Baseball suspension, April 25, 2017.
- On St. Louis injured list (lower back strain), July 2-10, 2019.
- On St. Louis injured list (right foot contusion), July 16-August 3, 2019; included injury rehabilitation assignments to Memphis (AAA) and Springfield (AA).
- Signed a one-year minor league contract for 2022 with the Texas Rangers, March 20, 2022.
- Signed a one-year contract for 2022 with the New York Yankees, May 26, 2022.
- On New York Yankees injured list (left foot fracture), August 9, 2022-end of season.
- Signed a two-year contract for the 2023-24 seasons with the San Diego Padres, December 20, 2022.
- On San Diego Padres injured list (right elbow inflammation), September 12, 2023-end of season.
- Traded by San Diego Padres with LHP Ray Kerr and cash to the Atlanta Braves for CF Drew Campbell, December 15, 2023.
- Released by Atlanta Braves, December 18, 2023.
- Signed a one-year contract for 2024 with St. Louis, January 19, 2024.

**BACK WHERE IT ALL STARTED**

Cardinals to play their first 10+ seasons in St. Louis and then return for a second stint.

Player	Start	Return
Rogers Hornsby	1915-26	1933
Bill Sherdel	1918-30	1932
Del Rice	1945-55	1960
Red Schoendienst	1945-56	1963
Tim McCarver	1959-69	1973-74
Ray Lankford	1990-2001	2004
Albert Pujols	2001-11	2022
Matt Carpenter	2011-21	2024

Notable players in Major League history to leave their original teams but return to finish their careers.

Player	Team	Start	Return
Fred Tenney	Boston	1894-1907	1911
Pete Alexander	Phillies	1911-17	1930
Bill Sherdel	Cardinals	1918-30	1932
Red Schoendienst	Cardinals	1945-56	1963
Willie McCovey	Giants	1959-73	1977-80
Pete Rose	Reds	1963-78	1984-86
Tony Perez	Reds	1964-76	1984-86
Reggie Jackson	Athletics	1967-75	1987
Phil Niekro	Braves	1964-83	1987
Don Sutton	Dodgers	1966-80	1988
Gary Carter	Expos	1974-84	1992
Kirk Gibson	Tigers	1979-87	1993-95
Tom Glavine	Braves	1987-2002	2008
Ken Griffey Jr.	Mariners	1989-99	2009-10
Ray Lankford	Cardinals	1990-2001	2004
Ichiro Suzuki	Mariners	2001-12	2018-19
Albert Pujols	Cardinals	2001-11	2022
Matt Carpenter	Cardinals	2011-21	2024

CAREER HITS BY CARDINALS LEFT-HANDED BATTERS

Cardinals Rank	Hits	Seasons
1. Stan Musial	3,630	1941-44, '46-63
2. Lou Brock	2,713	1964-79
3. Enos Slaughter	2,064	1938-42, '46-53
4. Jim Bottomley	1,727	1922-32
5. Ray Lankford	1,479	1990-2001 '04
6. Bill White	1,241	1959-65, '69
7. Keith Hernandez	1,217	1974-83
8. Matt Carpenter	1,153	2011-21
9. Jack Smith	1,067	1915-26
10. Johnny Mize	1,048	1936-41

CAREER NOTES

- Former three-time National League All-Star returns to St. Louis on a one-year contact for the 2024 season after appearing in 123 games with the New York Yankees (2022) and San Diego Padres (2023) over the past two seasons.
- Veteran utility player spent the first 13 seasons of his professional career with the Cardinals organization (2009-21).
- Carpenter joins seven former Cardinals to play their first 10+ seasons in St. Louis and then return for a second stint: Rogers Hornsby, Bill Sherdel, Del Rice, Red Schoendienst, Tim McCarver, Ray Lankford, and Albert Pujols.
- Other notable players in MLB history to leave their original teams but return to finish their careers include Pete Alexander (Phillies), Willie McCovey (Giants), Pete Rose (Reds), Tony Pérez (Reds), Reggie Jackson (Athletics), Phil Niekro (Braves), Don Sutton (Dodgers), Gary Carter (Expos), Kirk Gibson (Tigers), Tom Glavine (Braves), Ken Griffey Jr. (Mariners), and Ichiro Suzuki (Mariners).
- Among 2009 MLB Draft picks, Carpenter sports the 8th-highest career bWAR (29.8), led by Mike Trout (85.2), Paul Goldschmidt (61.7), and Nolan Arenado (54.4).
- Carpenter's 28.9 career bWAR is the 6th-best of any 13th round pick in the history of the MLB Draft. Cardinals 1999 draft pick Albert Pujols (101.7) ranks first.
- His lifetime .443 batting average (31-70) with the bases loaded is the 6th-highest career mark in Major League Baseball since 1974. Has two grand slams and 97 RBI.
- Ranks among active Interleague leaders in career on-base pct. (.389, 6th) and OPS (.918, 9th).
- Is the active Major League leader in pitches/plate appearance (4.29), tying Bobby Abreu for the 8th-highest career mark in MLB since 1988.
- In 2018, his 42 doubles, 36 home runs, and 102 walks joined him with Albert Pujols (2008-09) and Stan Musial (1949, '53-54) as the only Cardinals to hit 40+ doubles, 30+ home runs, and draw 100+ walks in a season.
- In 2018, became the first Cardinal since Albert Pujols (2008-09) and first Major Leaguer since Detroit's Miguel Cabrera (2011) to score 100+ runs, draw 100+ walks, hit 40+ doubles, and 30+ home runs in a single season. It marked the 32nd instance all-time in MLB history, and first ever without hitting into a double play during the season.
- Did not hit into a double play during the 2018 season. Became the first MLB player to play an entire season with at least 550 at-bats and no GDPs since Houston's Craig Biggio (1997) and the first all-time with the Cardinals. Led MLB with a 0.0 GDP percent.

Busch Stadium III

- Holds the all-time Busch Stadium III record in walks (349), runs scored (379), and triples (15), while ranking 2nd to Yadier Molina in games played (671), plate appearances (2,597), hits (585), doubles (161) and sacrifice flies (28).
- Holds the Busch Stadium III single-season hits record (112), batting .360 (112-311) in 2013.



St. Louis Cardinals All-Time Leaders

- The 2024 season marks Carpenter's 12th in a Cardinals uniform (2011-21, '24), T-18th all-time and T-12th among position players.
- Ranks among Cardinals all-time leaders in walks (699, 6th) plate appearance per walk (7.47, 3rd), pitches per plate appearance (4.28, 1st), multiple-walk games (138, 5th), extra-base hits (484, 13th), doubles (301, 13th), and home runs (155, 13th).
- Set the St. Louis franchise record for most doubles by a left-handed batter (55) in 2013, breaking Stan Musial's mark of 53 established in 1953. Carpenter's 55 doubles are also a team record for a second baseman.

Awards

- Three-time National League All-Star (2013, 2014, 2016). Selected in 2013 by vote of players, and in 2014 and 2016 by manager selections. Was a Final Vote finalist in 2018.
- 2013 NL Silver Slugger award winner at Second Base. Hit .318 (5th in NL), leading MLB runs (126), hits (199), doubles (55), multi-hit games (63), and tying for the MLB lead with 18 three-hit games.
- Finished in the Top 10 in the National League MVP voting twice (4th in 2013 and 9th in 2018).
- 2010 Cardinals Minor League Player of the Year.

Home Runs

- Has homered against 28 of 30 Major League teams (St. Louis and Minnesota).
- Active Major League ballparks that Carpenter has never homered at include Detroit's Comerica Park, Chicago's Guaranteed Rate Field, Colorado's Coors Field, Minnesota's Target Field, and Texas's Globe Life Field.
- His 24 leadoff home runs are the most in Cardinals history, while his 25 career leadoff blasts rank T-6th among active Major Leaguers (T-32nd all-time).
- Hit single-season franchise record eight leadoff home runs in 2018, breaking his previous record of five (2015) that was shared with Lou Brock (1967, 1970) and Ray Lankford (1994).
- Has hit 112-of-175 career home runs while batting in the No. 1 position in the lineup, 8th-most among active Major Leaguers (27th all-time).
- His career high and team-leading 36 home runs in 2018 were the most by a Cardinal since Albert Pujols (37 in 2011) and the most by a Cardinals left-handed hitter since Jim Edmonds (42 in 2004).
- Finished the 2018 season ranked T-6th (Stan Musial, 1949) among Cardinals left-handed batters in single season home runs.
- In 2018, was the only Major Leaguer to lead his team in home runs (36) and start 100 or more games from the leadoff spot in the same season, and second Cardinal in franchise history, joining Jesse Burkett (10 HR, 141 GS) in 1901. - *Elias*

MOST SEASONS PLAYED WITH THE CARDINALS (1892-2024)			
Seasons	Position	Tenure	
22	Stan Musial	OF, 1B	1941-44, '46-63
19	Yadier Molina	C	2004-22
18	Jesse Haines	RHP	1920-37
18	Adam Wainwright	RHP	2005-10, '12-23
17	Bob Gibson	RHP	1959-75
16	Lou Brock	OF	1964-79
15	Red Schoendienst	2B	1945-56, '61-63
15	Bob Forsch	RHP	1974-88
15	Ozzie Smith	SS	1982-96
14	Bill Sherdel	LHP	1918-30, '32
13	Bill Doak	RHP	1913-24, '29
13	Pepper Martin	OF/3B	1928, '30-40, '44
13	Enos Slaughter	OF	1938-142, '46-53
13	Rogers Hornsby	2B	1915-26, '33
13	Ted Simmons	C	1968-80
13	Willie McGee	OF	1982-90, '96-99
13	Ray Lankford	OF	1990-2001, '04
12	Jack Smith	OF	1915-26
12	Max Lanier	LHP	1938-46, '49-51
12	Del Rice	C	1945-55, '60
12	Curt Flood	OF	1958-69
12	Tim McCarver	C	1959-61, '63-69, '73-74
12	Julián Javier	2B	1960-71
12	Tom Pagnozzi	C	1987-98
12	Albert Pujols	1B/OF	2001-11, '22
12	Matt Carpenter	INF/OF	2011-21, '24

CAREER WINS ABOVE REPLACEMENT AMONG 2009 MLB DRAFT PICKS			
MLB Rank	Round (Pick)	Team	bWAR
1.	Mike Trout	1 (25)	Angels 85.2
2.	Paul Goldschmidt	8 (246)	Dbacks 61.7
3.	Nolan Arenado	2 (59)	Rockies 54.4
4.	Kyle Seager	3 (82)	Mariners 36.9
5.	DJ LeMahieu	2 (79)	Rockies 31.5
6.	J.D. Martinez	20 (611)	Astros 30.0
7.	Brandon Belt	5 (147)	Giants 29.6
8.	Matt Carpenter	13 (399)	Cardinals 28.9
9.	Brian Dozier	8 (252)	Twins 23.8
10.	AJ Pollock	1 (17)	Dbacks 22.3

CAREER WINS ABOVE REPLACEMENT AMONG ALL-TIME 13TH ROUND DRAFT PICKS			
MLB Rank	Draft Year	bWAR	Seasons
1.	Albert Pujols	1999	101.7 2001-22
2.	Jim Thome	1989	73.1 1991-2012
3.	Jack Clark	1973	53.1 1975-92
4.	Steve Finley	1987	44.2 1989-2007
5.	Lenny Dykstra	1981	42.4 1985-96
6.	Matt Carpenter	2009	28.9 2011-23
7.	Rey Sánchez	1986	20.6 1991-2005
8.	Daniel Murphy	2006	20.4 2008-20
9.	Jason Bartlett	2001	18.4 2004-14
10.	Juan Pierre	1998	17.3 2000-13

CARPENTER, MATT

**Walks**

- Ranks among active Major League leaders in walks (759, 8th) and plate appearances/walk (7.40, 11th).
- Has recorded six seasons of 30+ doubles and 70+ walks (2013-18). Only Stan Musial (14) and Albert Pujols (9) have more in Cardinals history.
- Has recorded two 100+ walk seasons and compiled seven campaigns of 60+ walks.
- Is one of five Cardinals with multiple 100-walk seasons, joining Stan Musial (3, 1949, '53-54), Albert Pujols (3, 2008-10), Miller Huggins (2, 1910, '14), Mark McGwire (2, 1998-99), and Jim Edmonds (2, 2000, '04).
- Ranked 2nd in the NL with a career-high 109 walks in 2017, and finished 4th in 2018 with 102 free passes.
- His 95 walks in 2014 marked the highest single-season total by a Cardinals third baseman in franchise history.

Defensive Accolades

- Is one of only five players in Major League history to appear defensively in 245+ more career games at first base, second base and third base, joining Pete Rose, Bill Goodman, Gregg Jefferies, and Scott Spiezio.
- In 2016, became the first player in MLB history to start at least 40 games each at first base, second base and third base during a season in which he hit 20 or more home runs.

Postseason Career

- Ranks among all-time Cardinals postseason leaders in pitches/PA (4.23, 1st), games (50, 6th), sacrifice flies (4, 1st), extra-base hits (16, 6th), walks (17, T-6th), doubles (9, T-5th), and go-ahead RBI (7, T-4th).
- Has appeared in six postseasons (2012-15, '19-20) with the Cardinals, tied with Jim Edmonds, and Matt Holliday for 3rd-most in franchise history. Only Yadier Molina (13) and Albert Pujols (8) have appeared in more.
- Became first player in franchise history to homer in three consecutive games of a single postseason series (2014 Division Series Games 1-3 vs. Los Angeles Dodgers).
- Recorded eight extra-base hits during 2014 postseason, tying a MLB single-postseason record by a leadoff hitter, shared by Rickey Henderson (1989 Athletics), Lenny Dykstra (1993 Phillies) and Derek Jeter (2009 Yankees).

Matty Mustache (2022 New York Yankees)

- Hit .305 (39-128) with 15 home runs in 47 games for the Yankees in 2022, leading all of Major League Baseball in OPS (1.138) and slugging (.727) among players with 150+ plate appearances.
- Became the 4th Major Leaguer since 1900 to have 15 homers through his first 33 hits, joining Derek Dietrich (17-of-33 for 2019 Reds), Rhys Hoskins (15-of-33 for 2017 Phillies), and Mark McGwire (19-of-33 for 1997 Cardinals). - *Elias*
- Each of his first three hits with the Yankees were home runs, becoming the 3rd Yankee all-time to do so with Kyle Higashioka (2018) and Alfonso Soriano (1999-2000). - *Elias*

HIGHEST CAREER BATTING AVERAGE WITH BASES LOADED - MLB HISTORY

Rank	Average	Seasons
1. Pat Tabler	.489 (43-88)	1981-92
2. Jeff Keppinger	.456 (26-57)	2004-13
3. Yoenis Céspedes	.455 (26-57)	2012-20
4. Daniel Murphy	.448 (39-87)	2008-20
5. Tony Gwynn	.444 (59-133)	1982-2001
6. Matt Carpenter	.443 (31-70)	2011-23

minimum 60 plate appearances (since 1974)

PLAYERS IN MLB HISTORY TO APPEAR DEFENSIVELY IN 245+ GAMES AT 1B, 2B, & 3B

Player	1B	2B	3B	Seasons
Pete Rose	939	628	634	1963-86
Bill Goodman	407	623	330	1947-62
Gregg Jefferies	380	346	277	1987-2000
Scott Spiezio	469	317	271	1996-2007
Matt Carpenter	351	246	673	2011-23

CAREER LEADOFF HOME RUNS

Active MLB Rank	HR	Seasons
1. George Springer	57	2014-present
2. Mookie Betts	48	2014-present
2. Charlie Blackmon	41	2011-present
4. Jose Altuve	35	2011-present
5. Ronald Acuña Jr.	34	2018-present
6. Matt Carpenter	25	2011-present

All-Time Cardinals Rank	HR	Seasons
1. Matt Carpenter	24	2011-21, '24
2. Lou Brock	21	1964-1979
3. Ray Lankford	7	1990-2001, '04
4. Ray Blades	6	1922-28, '30-32
5. Jack Smith	5	1915-26
Lonnie Smith	5	1982-85
Dexter Fowler	5	2017-20
Tommy Edman	5	2019-present
Lars Nootbaar	5	2021-present

- Went yard for four of his first five hits and six of his first seven hits. Became just the second player in the Modern Era to hit six homers in his first seven hits with a team, joining Trevor Story (2016 Colorado). - *Elias*
- Became the first player in the Modern Era to hit eight homers among his first 12 hits for any team. - *Elias*

2023

- Signed a two-year contract with San Diego and appeared in 76 games for the Padres before landing on the season-ending 10-Day Injured List with right elbow inflammation (9/15).
- Served mostly as a designated hitter in 55 games (48 starts). Logged 81.0 innings (13 games) at first base for his only action in the field and turned in a perfect fielding pct.
- Batted .250/.369/.538 (13-52) with a .908 OPS in the season's first month (March 30-April 30) of the season.
- Hit .128 (15-117) with a .459 OPS from May-July.
- Saw the majority of his playing time from March 30-June 30, appearing in 59 games at a .180 clip (27-150) before making just 17 appearances after July 1 (.158 BA).
- Walked 41 times against 67 strikeouts. His 0.61 walk/strikeout ratio was his highest since 2018 (0.65), while his 5.78 PA/walk ratio was his best since 2017 (5.71).
- Batted .310/.444/.595 (13-42) with a 1.040 OPS in 21 games against the NL West Division.
- Made eight starts from July 24-Sept. 10 and hit .278 (5-18) with one homer, one double, four RBI, and nine walks.
- Reached base in 11 of his final 14 games in which he registered an AB (.413 OBP), including a season-best, eight-game onbase streak from Aug. 19-Sept. 10 (.278/.517/.500).
- Did not appear in a game from July 25-Aug. 14, making him the only player in the Majors who was continually on an active roster to not appear in a game during that span (source: Kevin Acee, San Diego Union-Tribune).
- Went 2-for-4 with an RBI on Aug. 28 at St. Louis, with both hits coming off Adam Wainwright, who signed a baseball to Carpenter with "the luckiest two-hit game of your career."
- In his final game of the season on Sept. 10 at Houston, connected with his 5th home run and first since May 21
- Placed on the season-ending 10-day Injured List on Sept. 12 with right elbow inflammation.
- Traded to Atlanta with left-handed pitcher Ray Kerr and cash for outfielder Drew Campbell on Dec. 15. Was released by the Braves on Dec. 18.

CAREER MILESTONES

Major League Debut

June 4, 2011 vs. Chicago Cubs

First Major League HitJune 4, 2011 vs. Chicago Cubs
(9th inning, double, off Kerry Wood)**First Major League Home Run**April 15, 2012 vs. Chicago Cubs
(5th inning, 2-run, off Lendy Castillo)**100th Major League Home Run**May 1, 2018 vs. Chicago White Sox
(9th inning, solo, off Joakim Soria)**1,000th Major League Game**

September 7, 2018 at Detroit

1,000th Major League HitMarch 29, 2019 at Milwaukee
(7th inning, single, off Jacob Barnes)**500th Major League RBI**May 24, 2019 vs. Atlanta
(9th inning, solo home run, off Sean Newcomb)**150th Major League Home Run**September 4, 2020 at Chicago Cubs
(6th inning, solo, off Yu Darvish)

Matt Carpenter makes his Major League debut at third base against the Chicago Cubs on June 4, 2011 at Busch Stadium.

**• BACKGROUND/PERSONAL**

- Graduated from Elkins High School in Prosper, Texas.
- Led Elkins High School to the USA Today Prep National Championship in 2002. Was a 2004 second team All-American and graduated as the school's all-time leader in hits.
- Played college ball at Texas Christian University and left as the TCU career leader in games (241) and at-bats (843) and was a 3-time Mountain West Conference selection.
- Hit two homers in 2009 Austin Super Regional vs. No. 4 Texas.
- Named by the MLBPA as the Cardinals Heart and Hustle Award winner in 2013, 2014 and 2015, given to players who demonstrate a passion for the game and best embodies the values, spirit and tradition of the game.
- Since 2014, has served as a charter member of the Taylor Hooton Foundation's "Advisory Board" of Major League players. Dedicates himself a role model for our nation's youth about the dangers of Appearance- and Performance-Enhancing Supplements.
- His father, Rick, the baseball coach at Prosper (Tex.) High School, was named Coach of the Year by the National Federation of State High School Associations (NFHS) in 2014 and had Elkins High School baseball field named after him in 2015.
- His younger brother, Tyler, played college baseball at UT-San Antonio and two seasons in the Mets organization.
- Matt and his wife, Mackenzie, have been a regular supporters of Homers for Health program that helps children and families in partnership with SSM Health Cardinal Glennon Children's Hospital.
- With the assistance of teammate Adam Wainwright in 2018, began producing and sharing his lucky homemade salsa that was made from ingredients from his home garden...teamed with Schnucks markets to sell his homemade secret recipe, "Bueno Mojo Salsa," and donated a portion of the proceeds to Cardinals Care...sold "It's Gotta Be The Salsa" t-shirts to raise money for SSM Health Cardinal Glennon Children's Hospital.
- In 2019, Matt Carpenter Field was dedicated in his honor at the Pagedale Family Resource Center in Pagedale, Missouri.
- Matt is one of a select few players who do not wear batting gloves.
- Decided to keep the mustache that he had grown while with the Yankees into the 2023 season because the TCU football team had done especially well while he had his mustache, advancing to the NCAA College Football Championship.
- Originally selected by the Cardinals in the 13th round (399th overall) of the 2009 MLB Draft by Jeff Luhnow.
- Signed by Aaron Krawiec.
- Resides in Glen Rose, Texas with his wife, Mackenzie, daughter, Kinley, and son Kannon.

AWARDS & HONORS**National League All-Star**

2016: St. Louis
2014: St. Louis
2013: St. Louis

National League Player of the Month

2018: St. Louis - July

National League Player of the Week

2018: St. Louis - July 30-August 5
2018: St. Louis - July 16-22
2016: St. Louis - May 30-June 5
2015: St. Louis - April 13-19

American League Player of the Week

2022: New York Yankees - July 11-17

Louisville Slugger Silver Slugger Award

2013: St. Louis (2B)

MLBPA St. Louis**Heart & Hustle Award Nominee**

2015: St. Louis
2014: St. Louis
2013: St. Louis

Cardinals Minor League Player of the Year

2010: Springfield (AA)

TOPPS Double-A All-Star

2010: Springfield (AA)

Texas League Post-Season All-Star

2010: Springfield (AA)

Texas League Mid-Season All-Star

2010: Springfield (AA)

Texas League Player of the Week

2010: Springfield (AA) - August 3-9
2010: Springfield (AA) - July 20-26

USA Today Prep National Championship

2002: Elkins High School (TX)



WILLSON

CONTRERAS

40

HT: 6-1 WT: 240 B/T: R/R BIRTH DATE: May 13, 1992 ML SERVICE: 7.108

(Kahn-TRAIR-uhs)

FULL NAME: Willson Eduardo Contreras

BORN: Puerto Cabello, Venezuela

OPENING DAY AGE: 31 (Turns 32 on May 13)

BECAME A CARDINAL: Signed as a free agent, December 9, 2022

CONTRACT STATUS: Signed through 2027 with a club option for 2028

MLB DEBUT: June 17, 2016 vs. Pittsburgh

CATCHER

COMPLETE RECORD

Year Team	AVG	G	AB	R	H	2B	3B	HR	RBI	SH	SF	HBP	BB	IBB	SO	SB	CS	GDP	SLG	OBP	E
2009 DSL Cubs	.205	29	112	13	23	5	2	1	6	2	0	6	10	0	26	2	2	3	.313	.305	16
2010 DSL Cubs	.313	17	64	11	20	2	1	0	9	0	0	2	8	0	6	2	0	1	.375	.405	14
2011 Boise	.261	60	222	31	58	5	4	2	27	3	0	3	11	0	41	3	2	12	.347	.305	23
2012 Boise	.273	64	249	32	68	10	1	3	39	0	1	5	11	1	54	3	2	7	.357	.316	8
2013 Kane County	.248	86	310	46	77	11	5	11	46	1	1	7	26	0	66	8	3	11	.423	.320	18
2014 Daytona	.242	80	281	40	68	14	2	5	37	1	2	5	28	0	66	5	5	6	.359	.320	1
2015 Tennessee	*.333	126	454	71	151	34	4	8	75	0	3	7	57	0	62	4	4	22	.478	.413	8
2016 Iowa	.353	55	204	40	72	16	3	9	43	0	2	6	28	1	32	4	4	6	.593	.442	2
2016 Chicago (NL)	.282	76	252	33	71	14	1	12	35	0	1	4	26	0	67	2	2	7	.488	.357	6
2017 Chicago (NL)	.276	117	377	50	104	21	0	21	74	1	2	3	45	2	98	5	4	13	.499	.356	14
2018 Chicago (NL)	.249	138	474	50	118	27	5	10	54	2	2	13	53	2	121	4	1	14	.390	.340	12
2019 Chicago (NL)	.272	105	360	57	98	18	2	24	64	0	2	9	38	2	102	1	2	4	.533	.355	12
Iowa#	.143	3	7	3	1	1	0	0	0	0	0	1	1	0	4	0	0	0	.286	.333	0
2020 Chicago (NL)	.243	57	189	37	46	10	0	7	26	0	2	*14	20	1	57	1	2	6	.407	.356	2
2021 Chicago (NL)	.237	128	413	61	98	20	0	21	57	0	4	14	52	1	138	5	4	11	.438	.340	7
Iowa#	.182	3	11	3	2	0	0	2	2	0	0	0	1	0	3	0	0	0	.727	.250	1
2022 Chicago (NL)	.243	113	416	65	101	23	2	22	55	0	2	24	45	0	103	4	2	14	.466	.349	4
2023 ST. LOUIS	.264	125	428	55	113	27	0	20	67	1	2	13	51	0	111	6	3	12	.467	.358	8
MINOR TOTALS	.282	523	1914	290	540	98	22	41	284	7	9	42	181	2	360	31	22	68	.421	.356	91
ST. LOUIS TOTALS	.264	125	428	55	113	27	0	20	67	1	2	13	51	0	111	6	3	12	.467	.358	8
MAJOR TOTALS	.257	859	2909	408	749	160	10	137	432	4	17	94	330	8	797	28	20	81	.461	.350	65

* Led League #Injury Rehabilitation Assignment

Note: Major League Uniform Numbers Worn: 40 (2016-present)

REGULAR SEASON FIELDING RECORD

Position	PCT	G	PO	A	E	TC	DP	PB	CS	ATT	PCT	P-OFF
Catcher	.989	723	5434	386	63	5883	37	43	125	436	28.7	28
First Base	1.000	11	47	4	0	51	5					
Third Base	1.000	2	0	1	0	1	0					
Outfield	.946	39	33	2	2	37	0					

* Led League in passed balls with 7 in 2022.



WILD CARD SERIES RECORD

Year Team	AVG	G	AB	R	H	2B	3B	HR	RBI	SH	SF	HBP	BB	IBB	SO	SB	CS	GDP	SLG	OBP	E
2018 CHI vs. COL	.000	1	3	0	0	0	0	0	0	0	0	0	2	0	0	0	0	0	.000	.400	0
2020 CHI vs. MIA	.250	2	4	0	1	1	0	0	0	0	0	3	1	0	0	0	0	0	.500	.625	0
W.C. TOTALS	.143	3	7	0	1	1	0	0	0	0	0	3	3	0	0	0	0	0	.286	.538	0

DIVISION SERIES RECORD

Year Team	AVG	G	AB	R	H	2B	3B	HR	RBI	SH	SF	HBP	BB	IBB	SO	SB	CS	GDP	SLG	OBP	E
2016 CHI vs. SF	.667	4	6	1	4	0	0	0	2	0	0	0	1	0	1	0	0	0	.667	.714	3
2017 CHI vs. WSH	.214	5	14	3	3	0	0	1	1	0	0	0	6	0	3	0	0	0	.429	.450	0
D.S. TOTALS	.350	9	20	4	7	0	0	1	3	0	0	0	7	0	4	0	0	0	.500	.519	3

LEAGUE CHAMPIONSHIP SERIES RECORD

Year Team	AVG	G	AB	R	H	2B	3B	HR	RBI	SH	SF	HBP	BB	IBB	SO	SB	CS	GDP	SLG	OBP	E
2016 CHI vs. LAD	.286	6	14	3	4	0	0	1	2	0	0	0	0	0	5	0	0	0	.500	.286	1
2017 CHI vs. LAD	.222	5	18	2	4	0	0	1	1	0	0	0	0	0	8	0	0	0	.389	.222	0
L.C.S. TOTALS	.250	11	32	5	8	0	0	2	3	0	0	0	0	0	13	0	0	0	.438	.250	1

WORLD SERIES RECORD

Year Team	AVG	G	AB	R	H	2B	3B	HR	RBI	SH	SF	HBP	BB	IBB	SO	SB	CS	GDP	SLG	OBP	E
2016 CHI vs. CLE	.105	7	19	0	2	2	0	0	1	0	0	0	3	0	4	0	0	0	.211	.227	0

ALL-STAR GAME RECORD

Year Team	AVG	G	AB	R	H	2B	3B	HR	RBI	SH	SF	HBP	BB	IBB	SO	SB	CS	GDP	SLG	OBP	E
2018 National	.500	1	1	1	1	0	0	1	1	0	0	0	0	0	0	0	0	0	2.000	.500	0
2019 National	.000	1	2	0	0	0	0	0	0	0	0	0	0	0	1	0	0	0	.000	.000	0
2022 National	.000	1	2	0	0	0	0	0	0	0	0	0	0	0	1	0	0	0	.000	.000	0
ALL-STAR TOTALS	.167	3	6	1	1	0	0	1	1	0	0	0	0	0	2	0	0	0	.667	.167	0

2023 SEASON HIGHS

Most Hits: 4, 6/25 vs. Chicago Cubs
Most Runs: 3, 8/29 vs. San Diego
Most 2Bs: 2, 3x. Last: 6/20 at Washington
Most HRs: 2, 3x. Last: 8/29 vs. San Diego
Most RBI: 6, 5/18 vs. Los Angeles Dodgers
Most BBs: 3, 9/16 vs. Philadelphia
Most SBs: 1, 6x. Last: 8/2 vs. Minnesota
Most HBPs: 1, 13x. Last: 9/2 vs. Pittsburgh
Longest Hitting Streak: 8 games, 9/6-9/16

CAREER HIGHS

Most Hits: 4, 7x. Last: 6/25/23 vs. Chicago Cubs
Most Runs: 3, 9x. Last: 8/29/23 vs. San Diego
Most 2Bs: 2, 14x. Last: 6/20/23 at Washington
Most HRs: 2, 14x. Last: 8/29/23 vs. San Diego
Most RBI: 7, 5/11/18 at Chicago White Sox
Most BBs: 3, 5x. Last: 9/16/23 vs. Philadelphia
Most SBs: 1, 28x. Last: 8/23 vs. Minnesota
Most HBPs: 2, 3x. Last: 8/2/22 at St. Louis
Longest Hitting Streak: 10 games, 3x. Last: 6/13-26/19
Multi-HR Games: 14. Last: 8/29/23 vs. San Diego
Lead-Off HR: 1. 6/26/17 at Washington (Gio Gonzalez)
Grand Slams: 4. Last: 5/16/22 vs. Pittsburgh (Bryse Wilson)
Extra-Inning HR: 1. 5/11/19 vs. Milwaukee (Burch Smith)
Game-Ending HR: 1. 5/11/19 vs. Milwaukee (Burch Smith)
Pinch-Hit HR: 1. 6/19/16 vs. Pittsburgh (A.J. Schugel)

CAREER TRANSACTIONS

- Signed by Chicago Cubs as an international free agent, December 7, 2009.
- On Chicago injured list (right hamstring strain), August 10 - September 10, 2017; included injury rehabilitation assignment to Myrtle Beach (A).
- On Chicago injured list (right foot strain), July 14-24, 2019.
- On Chicago injured list (right hamstring strain), August 4 - September 3, 2019; included injury rehabilitation assignment to Iowa (AAA).
- On Chicago injured list (right knee sprain), August 12 - September 4, 2019; included injury rehabilitation assignment to Iowa (AAA).
- On Chicago injured list (right hip inflammation), October 3-4, 2021.
- On Chicago injured list (left ankle sprain), September 3-27, 2022.
- Signed by St. Louis Cardinals as a free agent, December 9, 2022.
- On St. Louis injured list (left wrist tendinitis), September 22, 2023-end of season.

CAREER NOTES

- Signed a five-year (2023-27) free agent contract with St. Louis following the 2022 Winter Meetings, with a sixth year club option for the 2028 season.
- Spent his first 13 professional seasons in the Cubs organization (2009-22), including seven seasons in Chicago (2016-22).
- Was originally signed as an infielder in 2009, but transitioned to catcher in 2012. Has appeared at five different defensive positions in the Majors: catcher (723 g), first base (11g), third base (2g), left field (35g), and right field (4g).
- Three-time National League All-Star, starting at catcher in all three games (2018, 2019, 2022).
- Has caught 46 career shutouts since his MLB debut season in 2016, 4th in MLB behind Yan Gomes (49), J.T. Realmuto (50), and Yadier Molina (51).
- Ranks 2nd in Cardinals history in career homers (20) by a Venezuela-born player behind José Martínez (41).
- In 2023, became the first Cardinals catcher other than Yadier Molina to bat 3rd and 4th since Todd Zeile in 1990.
- Leads all catchers in pickoffs (25) since making his MLB debut season in 2016, with the next active catcher ranking second at 15.
- Is one of 17 primary catchers in MLB history with five or more seasons of 20+ home runs (2017, 2019, 2021-23).
- Since 2016, is tied with Salvador Pérez for 2nd-most multi-homer games (14) among primary catchers, trailing only Gary Sánchez (17).
- Ranks 3rd all-time in home runs (117) by a Cubs catcher behind Gabby Hartnett (231) and Jody Davis (122). Is the only catcher in Cubs franchise history with four seasons of 20+ home runs (2017, 2019, 2021, 2022).
- Conteras is one of only five MLB catchers with 50+ RBI in each of his last three seasons with Sean Murphy, Salvador Pérez, Will Smith, and J.T. Realmuto.
- Is the active leader among primary catchers and ranks 11th all-time in hit by pitches (94) among backstops.
- Joined his younger brother William (DH) of the Atlanta Braves in 2022 as the 5th set of brothers to start an All-Star Game in the same year: Mort & Walker Cooper (1942-43 NL), Dixie & Harry Walker (1947 NL), Joe & Dom DiMaggio (1949 AL), Roberto & Sandy Alomar, Jr. (1991-92 AL).

SHUTOUTS CAUGHT SINCE 2016

MLB Rank	Shutouts	Team(s)
1. Yadier Molina	51	Cardinals
2. J.T. Realmuto	50	Marlins/Phillies
3. Yan Gomes	49	CLE/WSH/OAK/CHI
4. Willson Contreras	46	Cubs/Cardinals
5. Martín Maldonado	40	MIL/LAA/HOU/KC/CHI

CAREER HOME RUNS BY VENEZUELAN-BORN CARINALS

Cardinals Rank	Home Runs	Season(s)
1. José Martínez	41	2016-19
2. Willson Contreras	20	2023
3. Juan Yezpez	14	2022-23
4. Andrés Galarraga	10	1992
5. Miguel Cairo	8	2001-03, '07

CAREER HBP BY PRIMARY CATCHERS IN MAJOR LEAGUE HISTORY

MLB Rank	HBP	Seasons
1. Jason Kendall	254	1996-2010
2. Carlton Fisk	143	1969-93
3. A.J. Pierzynski	129	1998-2016
4. Kurt Suzuki	119	2007-22
5. Sherm Lollar	115	1946-63
6. Bill Freehan	114	1961-76
7. Wally Schang	107	1913-31
Jason LaRue	107	1999-2010
Russell Martin	107	2006-19
10. Mike Macfarlane	97	1987-99
11. Willson Contreras	94	2016-23

- Caught Adam Wainwright's 200th career win and homered for the lone run in a 1-0 victory vs. Milwaukee (Sept. 18, 2023). The last Cardinals catcher to homer and catch all nine innings in a 1-0 shutout win was Yadier Molina (March 31, 2014 at Cincinnati), which was Wainwright's 100th career win.
- Made his Major League debut in June 2016, and was a member of the Cubs World Series championship team.
- Hit 33 home runs in his first 175 career games, the most ever by a Venezuelan-born player, surpassing Miguel Cabrera's 32.


COMBINED CAREER HOME RUNS BY BROTHERS IN MLB HISTORY

MLB Rank	HR
1. Aaron..... Hank (755) & Tommie (13)	768
2. DiMaggio..... Joe (361), Vince (125), & Dom (87).....	573
3. Murray..... Eddie (504) & Rich (4)	508
4. Giambi..... Jason (440) & Jeremy (52).....	492
5. Upton..... B.J. (164) and Justin (325)	489
6. Canseco..... Jose (462) & Ozzie (0)	462
7. Guerrero..... Vladimir (449) & Wilton (11)	460
8. Ripken..... Cal Jr. (431) & Billy (20)	451
9. Boyer..... Ken (282), Clete (162), & Cloyd (0)	444
May	444
Lee (354) & Carlos (90).....	444
11. Seager..... Kyle (242) & Corey (170)	412
12. Nettles..... Graig (390) & Jim (16)	406
13. Boone..... Bret (252) & Aaron (126)	378
14. Drew..... J.D. (242), Stephen (123), & Tim (0)	365
15. Giles..... Brian (287) & Marcus (76)	363
16. Molina..... Yadier (176), Bengie (144), & José (39).....	359
17. Allen..... Dick (351) & Hank (6) & Ron (1).....	358
18. Johnson..... Bob (288) & Roy (58)	346
19. González.... Adrián (317) & Edgar (11)	328
20. Brett..... George (317) & Ken (10)	327
21. Alomar..... Roberto (210) & Sandy (112)	322
22. Sauer..... Hank (288) & Ed (5).....	293
23. LaRoche.... Adam (255) & Andy (22).....	277
24. Bell..... George (265) & Juan (10)	275
25. Alou..... Felipe (206), Matty (31), & Jesus (32).....	269
Bando.....	269
Sal (242) & Chris (27).....	269
27. Meusel..... Bob (156) & Irish (106)	262
28. Armas..... Tony (251) & Marcos (1)	252
29. Dickey..... Bill (202) & George (4)	206
Conigliaro... Billy (40) & Tony (166)	206
31. Cruz..... Hector (39), Jose (165), & Tommy (0).....	204
32. Larkin..... Barry (198) & Steve (0)	198
33. Cron..... C.J. (187) & Kevin (6)	193
34. Keller..... Charlie (189) & Hal (1)	190
Gurriel.....	190
Yuli (98) & Lourdes Jr. (92)	190
36. Contreras.. Willson (137) & William (45)	182
37. Cooper..... Mort (6) & Walker (173)	179

2023
NL Ranks: Hit by Pitch (13, T-9th)

- Finished the year with 20 home runs for the 5th time in his career, with a .467 slugging and .826 OPS that were both his highest single-season marks since 2019.
- Matched single-season career highs in extra-base hits (47) and doubles (27), while his 67 RBI were his most since a career-high 74 in 2017.
- Ranked among National League primary catchers in home runs (T-3rd), doubles (3rd), RBI (T-5th), walks (51, 3rd), slugging (.467 3rd), and OPS (.826, 2nd), total bases (200, 5th), and extra-base hits (47, 3rd).
- Caught nine shutouts, 4th in MLB behind Alejandro Kirk (10), Sean Murphy (11), and Cal Raleigh (12).
- Threw out 25.0% (14 CS/56 SB ATT) of attempted base stealers.
- His 20 blasts tied Ted Simmons (1974) and Yadier Molina (2018) for 6th-most single-season home runs by a primary catcher in franchise history.
- Logged his third straight season of 20+ homers (2021-23), one of two primary catchers (Salvador Pérez) to do so.
- Also joined Pérez as the only two MLB catchers with five seasons of 20+ homers since 2017.
- Logged a .906 OPS in 122 plate appearances against left-handed pitching.
- Appeared at designated hitter in 30 games: .217/.346/.330 (23-106) with a .677 OPS.
- His .987 OPS with runners in scoring position was 10th-best in the NL.
- Ranked 5th in MLB with five game-tying home runs.
- Averaged team-leading 91.3 mph exit velocity by Statcast measures. Recorded the hardest-hit ball of the season by a Cardinal and the 8th-hardest hit ball in MLB, a 117.5 mph groundout to shortstop on May 8 vs. the Cubs at Wrigley Field.
- Owned four of the Cardinals top five hardest-hit balls of the year (117.5, 115.1, 114.7, and 114.4 mph).
- Hit safely in 40 of his final 56 games beginning with the second game in London against the Cubs (June 25-Sept. 20), batting .346/.442/.615 (63-182) with 12 homers and 36 RBI.
- Over that timespan, ranked among MLB leaders in batting (4th), on-base pct. (3rd), slugging (6th), OPS (4th), and BABIP (.415, 1st).
- Led MLB in July in batting average (.429, 21-49), on-base pct. (.547), OPS (1.282), and BABIP (.581), while ranking 2nd in slugging (.735).
- Homered twice on April 18 vs. Arizona for first home runs as a member of the Cardinals. Joined Ted Simmons (five times) and Yadier Molina (April 17, 2021 at Philadelphia) as the 3rd Cardinals catcher with multi-homer games from the cleanup spot.
- Since 2016, is tied with Salvador Pérez for 2nd-most multi-homer games (14) among primary catchers, trailing only Gary Sánchez (17).
- Became first Cardinals catcher other than Yadier Molina to bat 3rd & 4th since Todd Zeile in 1990.

- Joined Tom Paganzzi (1996) as the second catcher in franchise history with three multi-homer games in a season (April 18 vs. Arizona, May 18 vs. Los Angeles Dodgers, and Aug. 29 vs. San Diego).
- Went 2-for-4 on Opening Day (March 30 vs. Blue Jays), becoming the first starting catcher since Mike Matheny (2000) to record two hits in his Cardinals debut.
- Went yard twice on April 18 vs. Arizona, becoming the 13th different Cardinals backstop with a multi-homer game, but the only one to do so in their first season in a Cardinals uniform.
- Went 2-for-4 with a double and the game-winning RBI in his first game returning to Wrigley Field as a visiting player on May 8.
- Homered twice and drove in six on May 18 vs. the Dodgers. Became the first Cardinals catcher with 6+ RBI in a game since Tom Paganzzi (6, May 26, 1991 at New York Mets) and first Cardinal overall with 6+ RBI since Brad Miller (7, Sept. 1, 2020 at Cincinnati).
- Established a career high of consecutive games with an extra-base hit (6, July 3-15), tying Nolan Arenado for longest by a Cardinal during the season.
- Had both a HR & 3 RBI in three consecutive games (Sept. 6-9), joining Jim Bottomley (1929) as the 2nd Cardinal in franchise history to do so. Also was the first Cardinal since Matt Holliday (2014) and the 10th in franchise history with three straight games with 3+ RBI.
- Tallied multiple RBI in four straight games (Sept. 7-11), the longest stretch of his career and tied with Walker Cooper (1942) and Darrell Porter (1985) for the longest in Cardinals history by a catcher. Also was the longest streak by any Cardinal since Dexter Fowler (5, 2017).
- Was the longest multiple RBI streak by an MLB catcher since Miami backstop Jeff Mathis (5, June 26-July 3, 2013).
- Caught Adam Wainwright's 200th career win and homered for the lone run in a 1-0 shutout victory (Sept. 18 vs. Milwaukee). The last Cardinals catcher to homer and catch all nine innings in a 1-0 shutout win was Yadier Molina (March 31, 2014 at Cincinnati), which was Wainwright's 100th career win.
- Placed on the season-ending 10-day Injured List on Sept. 22 with left wrist tendinitis.

BACKGROUND/PERSONAL

- Is a Global Ambassador for the Special Olympics and has been active with the Illinois chapter.
- Selected as the Cubs nominee for the 2022 MLBPA Heart & Hustle Award.
- 2023 St. Louis BBWAA J.G. Taylor Spink Baseball Man of the Year award recipient.
- Resides in Orlando, Fla. with his wife Andrea.

AWARDS & HONORS

World Series Championship

2016: Chicago Cubs

National League All-Star

2018: Chicago Cubs (starter)

2019: Chicago Cubs (starter)

2022: Chicago Cubs (starter)

St. Louis BBWAA J.G. Taylor Spink Baseball Man of the Year

2023: St. Louis

Cubs Minor League Player of the Year

2015: Tennessee (AA)

MLBPA Heart & Hustle Award Nominee

2022: Chicago Cubs

Southern League Mid-Season All-Star

2015: Tennessee (AA)

Southern League Post-Season All-Star

2015: Tennessee (AA)

Arizona Fall League All-Star

2015: Mesa

Baseball America Minor League All-Star

2015: Tennessee (AA)

Baseball America Double-A All-Star

2015: Tennessee (AA)

Southern League Player of the Week

2015: Tennessee (AA) - July 28-Aug. 5

CAREER MILESTONES

Major League Debut

June 17, 2016 vs. Pittsburgh

First Major League Hit

June 19, 2016 vs. Pittsburgh
(6th inning, pinch hit home run, off A.J. Schugel)

First Major League Home Run

June 19, 2016 vs. Pittsburgh
(6th inning, pinch hit home run, off A.J. Schugel)

100th Major League Home Run

May 16, 2022 vs. Pittsburgh
(1st inning, grand slam, off Bryce Wilson)

500th Major League Hit

July 10, 2021 vs. St. Louis
(3rd inning, single, off Kwang Hyun Kim)

**BRANDON
CRAWFORD****35**

HT: 6-1 WT: 223 B/T: L/R BIRTH DATE: January 21, 1987 ML SERVICE: 12.094

FULL NAME: Brandon Michael Crawford

BORN: Mountain View, California

OPENING DAY AGE: 37

BECAME A CARDINAL: Signed a one-year free agent contract for 2024, February 27, 2024

CONTRACT STATUS: Signed through 2024

MLB DEBUT: May 27, 2011 at Milwaukee

SHORTSTOP **COMPLETE RECORD**

Year	Team	AVG	G	AB	R	H	2B	3B	HR	RBI	SH	SF	HBP	BB	IBB	SO	SB	CS	GDP	SLG	OBP	E
2008	Salem-Keizer	.000	1	2	0	0	0	0	0	0	0	0	0	0	0	0	0	0	0	.000	.000	2
	AZL Giants	.429	4	14	3	6	1	1	0	3	0	0	0	0	0	3	0	1	1	.643	.429	0
2009	Connecticut	.258	108	392	38	101	26	2	4	31	8	2	1	20	0	100	11	7	8	.365	.294	14
	San Jose	.371	25	105	21	39	2	2	6	17	0	0	4	10	0	32	2	4	1	.600	.445	3
2010	Richmond	.241	79	291	43	70	12	3	7	22	1	5	6	39	0	77	4	1	8	.375	.337	10
	San Jose	.167	5	18	4	3	1	0	0	1	0	0	0	2	0	5	0	0	0	.222	.250	0
2011	Fresno	.234	29	107	13	25	5	1	1	9	1	1	0	9	1	20	5	2	2	.327	.291	6
	San Jose	.322	14	59	14	19	5	1	3	15	1	0	0	9	0	13	0	0	1	.593	.412	0
	San Francisco	.204	66	196	22	40	5	2	3	21	1	0	0	23	1	31	1	3	4	.296	.288	7
2012	San Francisco	.248	143	435	44	108	26	3	4	45	2	3	3	33	6	95	1	4	4	.349	.304	18
2013	San Francisco	.249	149	499	52	124	24	3	9	43	1	3	5	42	6	96	1	2	10	.363	.312	15
2014	San Francisco	.246	153	491	54	121	20	10	10	69	2	10	2	59	10	129	5	3	4	.389	.324	21
2015	San Francisco	.256	143	507	65	130	33	4	21	84	0	4	11	39	9	119	6	4	18	.462	.321	13
2016	San Francisco	.275	155	553	67	152	28 [^] 11		12	84	0	9	4	57	10	115	7	0	13	.430	.342	11
2017	Richmond#	.500	2	8	1	4	1	0	0	0	0	0	0	0	0	0	0	0	0	.625	.500	0
	San Francisco	.253	144	518	58	131	34	1	14	77	0	9	1	42	3	113	3	5	18	.404	.305	11
2018	San Francisco	.254	151	531	63	135	28	2	14	54	0	5	8	50	13	122	4	5	12	.394	.325	16
2019	San Francisco	.228	147	500	58	114	24	2	11	59	0	4	3	53	5	117	3	2	10	.350	.304	16
2020	San Francisco	.256	54	172	26	44	12	0	8	28	0	2	4	15	2	47	1	2	3	.465	.326	8
2021	San Francisco	.298	138	483	79	144	30	3	24	90	0	5	5	56	6	105	11	3	8	.522	.373	9
2022	Sacramento#	.000	2	4	0	0	0	0	0	0	0	0	0	1	0	1	0	0	1	.000	.200	1
	San Francisco	.231	118	407	50	94	15	2	9	52	0	4	8	39	3	98	1	1	12	.344	.308	16
2023	San Francisco	.194	94	283	31	55	11	1	7	38	1	4	4	28	1	81	3	0	5	.315	.273	12
MINOR TOTALS		.267	269	1000	137	267	53	10	21	98	11	8	11	90	1	251	22	15	22	.403	.332	36
MAJOR TOTALS		.250	1655	5575	669	1392	290	44	146	744	7	62	58	536	75	1268	47	34	121	.396	.319	173

^Led Majors

#Injury Rehabilitation Assignment

Note: Major League Uniform Numbers Worn: 35 (2011-24)



WILD CARD SERIES RECORD

Year Team	AVG	G	AB	R	H	2B	3B	HR	RBI	SH	SF	HBP	BB	IBB	SO	SB	CS	GDP	SLG	OBP	E
2014 SF at PIT	.200	1	5	1	1	0	0	1	4	0	0	0	0	0	2	0	0	0	.800	.200	1
2016 SF at NYM	.333	1	3	1	1	1	0	0	0	0	0	0	1	0	1	0	0	0	.667	.500	0
W.C. TOTALS	.250	2	8	2	2	1	0	1	4	0	0	0	1	0	3	0	0	0	.750	.333	1

DIVISION SERIES RECORD

Year Team	AVG	G	AB	R	H	2B	3B	HR	RBI	SH	SF	HBP	BB	IBB	SO	SB	CS	GDP	SLG	OBP	E
2012 SF vs. CIN	.182	5	11	1	2	0	1	0	1	0	0	0	3	1	4	0	0	0	.364	.357	0
2014 SF vs. WSH	.294	4	17	1	5	1	0	0	1	0	1	0	1	0	4	0	0	0	.353	.316	0
2016 SF vs. CHI	.235	4	17	2	4	2	0	0	1	0	0	0	0	0	4	1	0	0	.353	.235	2
2021 SF vs. LAD	.250	5	20	2	5	1	0	1	2	0	0	0	0	0	4	0	0	0	.450	.250	1
D.S. TOTALS	.246	18	65	6	16	4	1	1	5	0	1	0	4	1	16	1	0	0	.385	.286	3

LEAGUE CHAMPIONSHIP SERIES RECORD

Year Team	AVG	G	AB	R	H	2B	3B	HR	RBI	SH	SF	HBP	BB	IBB	SO	SB	CS	GDP	SLG	OBP	E
2012 SF vs. STL	.217	7	23	2	5	1	0	0	5	0	0	0	3	1	7	0	0	0	.261	.308	0
2014 SF vs. STL	.125	5	16	3	2	1	0	0	0	0	0	0	3	0	3	0	0	0	.188	.263	0
L.C.S. TOTALS	.179	12	39	5	7	2	0	0	5	0	0	0	6	1	10	0	0	0	.231	.289	0

WORLD SERIES RECORD

Year Team	AVG	G	AB	R	H	2B	3B	HR	RBI	SH	SF	HBP	BB	IBB	SO	SB	CS	GDP	SLG	OBP	E
2012 SF vs. DET	.250	4	12	0	3	0	0	0	1	1	0	0	1	0	1	1	0	0	.250	.308	1
2014 SF vs. KC	.304	7	23	2	7	0	0	0	4	0	1	0	3	0	6	0	0	0	.304	.370	1
W.S. TOTALS	.286	11	35	2	10	0	0	0	5	1	1	0	4	0	7	1	0	0	.286	.350	2

ALL-STAR GAME RECORD

Year Team	AVG	G	AB	R	H	2B	3B	HR	RBI	SH	SF	HBP	BB	IBB	SO	SB	CS	GDP	SLG	OBP	E
2015 National	.000	1	1	0	0	0	0	0	1	0	1	0	0	0	0	0	0	0	.000	.000	0
2018 National	.000	1	2	0	0	0	0	0	0	0	0	0	0	0	2	0	0	0	.000	.000	0
2021 National	.000	1	1	0	0	0	0	0	0	0	0	0	0	0	0	0	0	0	.000	.000	1
ALL-STAR TOTALS	.000	3	4	0	0	0	0	0	1	0	1	0	0	0	2	0	0	0	.000	.000	1

WORLD BASEBALL CLASSIC RECORD

Year Team	AVG	G	AB	R	H	2B	3B	HR	RBI	SH	SF	HBP	BB	IBB	SO	SB	CS	GDP	SLG	OBP	E
2017 United States	.385	8	26	3	10	3	1	0	6	0	0	0	2	0	1	0	0	0	.577	.429	1

REGULAR SEASON FIELDING RECORD

Position	PCT	G	PO	A	E	TC	DP
Shortstop	.974	1617	2145	4366	173	6684	922
Pitcher	---	1	0	0	0	0	0

Note: Rawlings Gold Glove (4): 2015, 2016, 2017, 2021

Baseball America Best Defensive National League Shortstop (1): 2018

2012: Led Major League shortstop in assists/9 (3.22) and range factor/9 (4.81).

2015: Led Major League shortstops in Total Zone Runs (20).
Co-led National League shortstops in assists/9 (3.20).

2016: Led Major League shortstops in defensive runs saved (25), ultimate zone rating (18.0), and defensive bWAR (3.4)
Led National League shortstops in assists (413) and total chances (633).
Co-led National League shortstops in Total Zone Runs (14)

2018: Rawlings National League Gold Glove award finalist.
Led Major League shortstops in range factor/9 (4.48) and range factor/game (4.29).
Led National League shortstops in assists (435), double plays (105) and total chances (643).

2022: Led National League shortstops in range factor/game (3.88).

**CAREER TRANSACTIONS**

- Selected by the San Francisco Giants in the fourth round (117th overall) of the June, 2008 First-Year Player Draft.
- On San Francisco Giants Injured List (right groin strain), April 26-May 10, 2017; included injury rehabilitation to Richmond (AA).
- Placed on Major League Baseball Bereavement List, April 26-28, 2018.
- Placed on Major League Baseball Paternity Leave, June 18-20, 2018.
- On San Francisco Giants Injured List (strained left oblique), July 19-28, 2021.
- On San Francisco Giants Injured List (left knee inflammation), June 25 - July 4, 2022.
- On San Francisco Giants Injured List (right knee inflammation), July 16 - August 5, 2022; included injury rehabilitation assignment to Sacramento (AAA).
- On San Francisco Giants Injured List (strained right calf), April 30 - May 13, 2023.
- On San Francisco Giants Injured List (left knee inflammation), July 17-28, 2023.
- On San Francisco Giants Injured List (strained left forearm), August 19 - August 31, 2023.
- On San Francisco Giants Injured List (strained right hamstring), September 21-30, 2023.
- Signed by the St. Louis Cardinals as a free agent, February 28, 2024.

2023 SEASON HIGHS

Most Hits: 4, 5/17 at Los Angeles Dodgers
Most Runs: 2, 3x. Last: 6/17 at Los Angeles Dodgers
Most 2Bs: 1, 11x. Last: 9/12 vs. Cleveland
Most HRs: 1, 7x. Last: 9/17 at Colorado
Most RBI: 3, 3x. Last: 9/17 at Colorado
Most BBs: 2, twice. Last: 9/16 at Colorado
Most SBs: 1, 3x. Last: 4/27 vs. St. Louis
Longest Hitting Streak: 4, 5/22-5/29

CAREER HIGHS

Most Hits: 7, 8/8/16 at Miami
Most Runs: 3, 8x. Last: 6/8/21 at Texas
Most 2Bs: 2, 20x. Last: 4/22/22 at Washington
Most 3Bs: 2, 9/27/16 vs. Colorado
Most HRs: 2, 5x. Last: 6/8/21 at Texas
Most RBI: 8, 7/15/19 at Colorado
Most BBs: 3, 3x. Last: 8/2/17 vs. Oakland
Most SBs: 2, 9/3/16 at Chicago Cubs
Longest Hitting Streak: 13 games, 8/6-8/19/15
Multi-HR Game: 5. Last: 6/8/21 at Texas
Game Ending HR: 4. Last: 8/16/22 vs. Arizona (Ian Kennedy)
Pinch-Hit HR: 2. Last: 5/5/19 at Cincinnati (Raisel Iglesias)
Extra Inning HR: 3. Last: 4/8/16 vs. Los Angeles Dodgers (J. Blanton)
Grand Slams: 5. Last: 6/3/22 at Miami (Louis Head)

CAREER NOTES

- Signed a one-year contract to join the St. Louis Cardinals on February 27, 2024 after spending his first 16 professional seasons with the Giants organization (2008-23), including the last 13 seasons in San Francisco.
- Was a cornerstone of two World Series Championships (2012, 2014), with both Giants teams eliminating St. Louis from the postseason.
- Crawford is the 8th notable Major Leaguer this century to join the Cardinals after playing double-digit seasons for another organization, joining Lance Berkman (2011-12), John Smoltz (2009), Troy Percival (2007), Larry Walker (2004-05), Chuck Finley (2002), Shawn Dunston (2000), and Mark McGwire (1997-2001). - *Elias*
- Made his Major League debut on May 27, 2011 at Milwaukee. Hit a grand slam in the 7th inning to become only the sixth player in MLB history to hit a grand slam in his first big league game.
- Went 7-for-8 with five singles, double, triple, and 10 total bases on August 8, 2016 at Miami, becoming the first player in 41 years to record seven hits in a game. He tied the NL record for hits in one game, established by Baltimore's Wilbert Robinson (1892) and later tied by Pittsburgh's Rennie Stennett (1975).

**RAWLINGS GOLD GLOVE AWARDS
AMONG SHORTSTOPS IN MLB HISTORY**

MLB Rank	Awards	Seasons
1. Ozzie Smith	13	1980-1992
2. Omar Vizquel	11	1993-2001, '05-06
3. Luis Aparicio	9	1958-1962, '64, '66, '68, '70
4. Mark Belanger	8	1969, '71, '73-78
5. Dave Concepción	5	1974-77, '79
Derek Jeter	5	2004-06, '09-10
7. Brandon Crawford	4	2015-17, '2021
Tony Fernández	4	1986-89
Jimmy Rollins	4	2007-09, '12
Andrelton Simmons	4	2013-14, '17-18
Alan Trammell	4	1980-81, '83-84

- Was teammates with both Nolan Arenado and Paul Goldschmidt on the Gold Medal winning Team USA in the 2017 World Baseball Classic.
- Crawford's Players Weekend nickname was DJ BC Raw, as he would select the BP music mixes that were played during Giants batting practice at Oracle Park. Additional nicknames include B-Craw and Crawdaddy.



SILVER AND GOLD CLUB

MLB shortstops to win both the Gold Glove and Silver Slugger Awards in the same season (since 1980)

MLB Shortstop	Season	Team
Robin Yount	1982	Milwaukee
Ozzie Smith	1987	St. Louis
Cal Ripken Jr.	1991	Baltimore
Jay Bell	1993	Pittsburgh
Barry Larkin	1995	Cincinnati
Barry Larkin	1996	Cincinnati
Álex Rodríguez	2002	Texas
Édgar Rentería	2002	St. Louis
Álex Rodríguez	2003	Texas
Édgar Rentería	2003	St. Louis
Derek Jeter	2006	New York Yankees
Jimmy Rollins	2007	Philadelphia
Derek Jeter	2009	New York Yankees
Troy Tulowitzki	2010	Colorado
Troy Tulowitzki	2011	Colorado
J.J. Hardy	2013	Baltimore
Brandon Crawford	2015	San Francisco

WELCOME TO ST. LOUIS

Players joining the St. Louis Cardinals after spending 10+ years in another organization - Elias

Player	Season(s)	Organization	Seasons
Brandon Crawford	2024	Giants	2011-23
Lance Berkman	2011-12	Astros	1999-2010
John Smoltz	2009	Braves	1988-2008
Troy Percival	2007	Angels	1995-2004
Larry Walker	2004-05	Rockies	1995-2004
Chuck Finley	2002	Angels	1986-99
Shawon Dunston	2000	Cubs	1985-95, '97
Bobby Witt	1998	Rangers	1986-92, 95-98
Mark McGwire	1997-01	Athletics	1986-97
Jack Clark	1985-87	Giants	1975-84
César Cedeño	1985	Astros	1970-81
Jim Kaat	1980-83	Twins	1959-73
Willie Davis	1975	Dodgers	1960-73
Fernando Valenzuela	1997	Dodgers	1980-90
Gary Gaetti	1996-98	Twins	1981-90
Rich Gedman	1991-92	Red Sox	1980-90
Bob McClure	1991-92	Brewers	1977-86
Pedro Guerrero	1988-92	Dodgers	1978-88
Dan Quisenberry	1988-89	Royals	1979-88
Denny Walling	1988-90	Astros	1977-88, '92
Vada Pinson	1969	Reds	1958-68
Lew Burdette	1963-64	Braves	1951-63
Dazzy Vance	1933	Dodgers	1922-32, '35
Guy Bush	1938	Cubs	1923-34
Red Ames	1915-19	Giants	1903-13
Kid Nichols	1904-05	Boston (NL)	1890-1901

Awards & Honors

- Three-time National League All-Star (2015, 2018, 2021).
- 2015 NL Silver Slugger Award winner at shortstop.
- Is one of 12 MLB shortstops (17 occurrences) since 1980 and the most recent to win the Silver Slugger and Gold Glove award combo in the same season (2015). Also became the first Giant to do so since Barry Bonds (1997).
- Finished 4th in the 2021 NL Most Valuable Player voting. Batted .298/.373/.522 (144-483) while setting career highs in home runs (24), RBI (90), and OPS (.895).

Defensive Accolades

- Four-time Rawlings Gold Glove Award winner at shortstop (2015, 2016, 2017, 2021). Also finished as a finalist in 2018.
- Is one of 11 players in MLB history with four or more Gold Glove Awards at shortstop.
- Has appeared defensively in 1,617 games at shortstop, 2nd-most among actives behind Elvis Andrus (1,966).
- 2016 Wilson Defensive Player of the Year recipient at shortstop, awarded annually to the best defensive player at each position in Major League Baseball.
- 2012 Wilson Team Defensive Player of the Year Award recipient, signifying the best defensive player on the Giants.
- Recognized by *Baseball America* as the National League's Best Defensive shortstop in 2018.
- Led the National League in 2016 in defensive Wins Against Replacement (3.4) according to *Baseball Reference*.

San Francisco Giants (2008-23)

- Ranks among San Francisco Giants all-time leaders (1958-present) in games played (1,655, 4th), triples (44, 3rd), doubles (290, 5th), hits (1,392, 5th), RBI (744, 5th), walks (536, 8th), home runs (146, 13th), extra-base hits (480, 4th), total bases (2,208, 6th).
- Appeared defensively in 1,617 games at shortstop for the Giants, most in franchise history (1882-2023).
- Holds the Oracle Park stadium record in games (825), at-bats (2,726), plate appearances (3,075), and triples (28).
- Made 12 consecutive Opening Day starts for San Francisco (2012-23). Is one of three Giants in the San Francisco-era (1958-present) to make at least 12-consecutive Opening Day starts, joining Willie Mays (15 in CF from 1958-72), Barry Bonds (12 in LF from 1993-2004).
- Ranks among Giants all-time postseason leaders in games (43, 2nd), hits (35, 5th), and RBI (19, 4th).
- Became the first shortstop in MLB Postseason history to hit a grand slam, doing so in an 8-0 shutout win over the Pirates in the 2014 Wild Card Game at PNC Park.
- Pleasanton, California native grew up a Giants fan. Brandon's parents were season ticket holders and regularly took Brandon and his three younger sisters to games at Candlestick Park and Oracle Park in San Francisco, and in Spring Training in Scottsdale, Arizona.
- Crawford (age five) and his family were featured in a famous San Francisco Chronicle photo at a 1992 Giants game in what was considered possibly the last series at Candlestick Park as the Giants were rumored to be relocating to Florida.
- When Oracle Park opened, his family purchased a brick outside on Willie Mays Plaza.

AWARDS & HONORS
World Series Championship

2014: San Francisco
2012: San Francisco

World Baseball Classic Championship

2017: United States of America

National League All-Star

2021: San Francisco
2018: San Francisco (starter at SS)
2015: San Francisco

**Rawlings National League
Gold Glove Award - Shortstop**

2021: San Francisco
2017: San Francisco
2016: San Francisco
2015: San Francisco

**Baseball America Best Defensive
Shortstop - National League**

2018: San Francisco

**Louisville National League
Silver Slugger Award - Shortstop**

2015: San Francisco

Lou Gehrig Memorial Award

2023: San Francisco

Major League Baseball Play of the Week

2021: San Francisco - Sept. 12 at Chicago Cubs

Giants Willie McCovey Award

2016: San Francisco

MLBPA Heart & Hustle Award Nominee

2021: San Francisco
2018: San Francisco
2017: San Francisco
2016: San Francisco
2015: San Francisco

Roberto Clemente Award Nominee

2023: San Francisco
2022: San Francisco
2021: San Francisco

Wilson Defensive Player of the Year

2016: San Francisco - SS

Wilson Team Defensive Player of the Year

2012: San Francisco - SS

Arizona Fall League All-Prospect Team

2011: Scottsdale

Eastern League Mid-Season All-Star

2010: Richmond (AA)

California League Player of the Week

2009: San Jose - April 13-19

2023

- Giants Opening Day shortstop for the 12th consecutive season, most by a San Francisco shortstop. Became one of four San Francisco-era Giants with 12+ consecutive Opening Day starts (Willie Mays 15, Barry Bonds 12).
- Played in 94 games, his least in a full-season schedule since his rookie year with 66 in 2011.
- Was on the Injured List four different times causing him to miss 47 games. Had only two prior stints on the Injured List prior to the 2022 season over his 13-year career.
- Placed on the Injured List with a strained right calf (13 games), left knee inflammation (11 games), strained left forearm (12 games) and strained right hamstring (11 games).
- Batted .329 (23-70) with runners in scoring position and .375 (12-32) w/ RISP and two out situations.
- Hit his 28th career triple at Oracle Park vs. ARI (8/2), marking the most triples in the ballpark's history.
- Homered in the second game of the season at NYY (4/1), marking the 4th time in his career his first home run of the season was in the second game of the season (2015, 2016, 2017), and the earliest since homering in his MLB debut at MIL (5/27/11, grand slam).
- Hit his final home run of the season at COL (9/17) off Matt Koch. Was his 146th career home run, ranking 2nd among active left-handed batting shortstops trailing only Corey Seager (170).
- Made his first career pitching appearance and threw a scoreless inning vs. CHI (6/11). His first time appearing at a position other than shortstop in his MLB career.

BACKGROUND/PERSONAL

- Married Jalyne Dantzscher on Nov. 26, 2011. They have two daughters named Braylyn Ann (December 18, 2012) and Jaydyn April (March 8, 2014), and two sons named Braxton Michael (January 15, 2016) and Bryson Ryder (June 18, 2018).
- Brandon and Jalyne celebrated their 10 year wedding anniversary on November 27, 2021 by renewing their vows in Hawaii with friends and family.
- San Francisco Bay Area native graduated from Foothill High School in Pleasanton, Calif. in 2005.
- Was a three-sport athlete playing football, basketball and baseball. Was the starting quarterback.
- Attended UCLA, where he was a physiological sciences major. Played baseball for three seasons for the Bruins (2006-08), and started 179 straight games where he helped lead the team to the NCAA Regionals in three consecutive seasons.
- Was named the Bruins MVP in 2006 and 2007.
- His sister Amy, a former softball player at UCLA, is married to Yankees pitcher Gerrit Cole.
- Resides in Scottsdale, Arizona.

Philanthropic Efforts

- Three-time Roberto Clemente Award nominee (2021, 2022, 2023), bestowed annually to the player who best represents the game of Baseball through extraordinary character, community involvement, philanthropy, and positive contributions, both on and off the field.
- 2023 Lou Gehrig Memorial Award winner, given annually to a Major League Baseball player who best exemplifies the giving character of Hall of Famer Lou Gehrig.
- 2022 Lou Gehrig Memorial Award finalist.
- 2016 Giants Willie Mac Award winner, which is bestowed upon a Giants player by his teammates for best exemplifying the spirit and leadership consistently shown by Hall of Famer Willie McCovey.
- Was involved with the following organizations while with the Giants: Crawford Family Golf Tournament benefiting ALS Cure Project, "Catch A Cure" to benefit Peckham Center for Cancer and Blood Disorders at Rady Children's Hospital, Greater Bay Area Make-A-Wish Foundation, Giants Community Fund - Jr. Giants, Good Tidings Foundation, Take Me Out to the Ballgame Ticket Donation Program, Nancy & Stephen Grand Family House, Step Up to the Plate for Education/ All-Star Teacher, Big League Impact, Casa Colina & Guide Dogs for the Blind.
- Since 2019, Brandon and his wife have hosted the annual Crawford Family Golf Tournament, which has helped raise over \$800,000 to benefit ALS organizations. Crawford's relationship to Stephen Piscotty, a fellow Pleasanton native who lost his mother, Gretchen, to ALS, helped inspire him to join the mission to find a cure for the disease.

CAREER MILESTONES

Major League Debut
May 27, 2011 at Milwaukee

First Major League Hit & Home Run
May 27, 2011 at Milwaukee
(7th inning, grand slam, off Shaun Marcum)

1,000th Career Major League Hit
June 28, 2019 vs. Arizona
(6th inning, double, off T.J. McFarland)

100th Career Major League Home Run
August 20, 2020 vs. Los Angeles (AL)
(4th inning, solo HR, off Julio Teheran)

- During the 2021 season, Crawford teamed up with the Giants Community Fund, the Good Tidings Foundation, and the San Francisco Recreation & Park Department to renovate Gilman Field, located in the Bayview Hunters Point neighborhood of San Francisco—just blocks from Candlestick Park where Crawford fell in love with baseball.
- On the Giants Childhood Cancer Awareness Night in 2022, Brandon and his wife, Jalyne, teamed up with Tiny Turnip to provide special t-shirts for kids battling cancer who were at the game.
- In 2023, Brandon Crawford Junior Giants Field was dedicated in his honor at the Wilson Park Baseball Field in Vallejo, Calif.



Shortstop Brandon Crawford meets the media on the Cardinals complex patio after signing with the Cardinals, February 27, 2024.



JIMMY CROOKS

80

HT: 6-1 WT: 230 B/T: L/R BIRTH DATE: July 19, 2001 ML SERVICE: 0.000

FULL NAME: James Dale Crooks II

BORN: Euless, Texas

OPENING DAY AGE: 22 (Turns 23 on July 19)

BECAME A CARDINAL: Selected in the fourth round (127th overall) of the 2022 MLB Draft

CONTRACT STATUS: Signed through 2024

CATCHER (NON-ROSTER)

COMPLETE RECORD

Year	Team	AVG	G	AB	R	H	2B	3B	HR	RBI	SH	SF	HBP	BB	IBB	SO	SB	CS	GDP	SLG	OBP	E
2022	Palm Beach	.266	23	79	12	21	3	2	3	7	0	0	5	12	0	22	0	0	2	.468	.396	4
2023	Peoria	.271	114	413	71	112	29	1	12	73	2	4	6	52	3	101	2	1	12	.433	.358	9
	Memphis	.1	---	0	0	0	0	0	0	0	0	0	0	0	0	0	0	0	0	---	---	0
MINOR TOTALS		.270	138	492	83	133	32	3	15	80	2	4	11	64	3	123	2	1	14	.439	.364	13

CAREER NOTES

- Invited to Major League Spring Training for the second consecutive year (2023-24). Was the youngest catcher invited to camp last season.
- Enters the 2024 season rated as the No. 14 prospect in the Cardinals organization by both *Baseball America* and *MLB.com*.
- Was the Cardinals first position player selected in the 2022 MLB Draft after college pitchers Cooper Hjerpe (1st), Brycen Mautz (2nd), and Pete Hansen (3rd) were chosen.
- 2023 Midwest League Post-Season All-Star.
- Ranked among 2023 Midwest League leaders in runs scored (71, T-6th), RBI (73, T-2nd), total bases (179, T-5th), batting average (.271, T-9th), extra-base hits (42, T-8th), hits (112, T-6th), and doubles (29, 4th).
- Ranked among 2023 Cardinals organizational leaders in doubles (3rd) and RBI (5th).
- 2023 Midwest League Player of the Month for August.

AWARDS & HONORS

Midwest League Postseason All-Star
2023: Peoria (High-A)

Midwest League Player of the Month
2023: Peoria (High-A) - August

- Has thrown out 28.0% (37 CS/132 ATT) of attempted base stealers in his minor league career.
- Began professional career with Palm Beach (A) less than two weeks after being drafted by the Cardinals out of the University of Oklahoma.

2023

- Named to the Midwest League's Post-Season All-Star team.
- Ranked among Midwest League leaders and paced Peoria in runs scored (71, T-6th), RBI (73, T-2nd), total bases (179, T-5th), batting average (.271, T-9th), extra-base hits (42, T-8th), hits (112, T-6th), and doubles (29, 4th).
- Ranked among Cardinals organizational leaders in doubles (3rd) and RBI (5th).
- Also paced Peoria in home runs (12) and OPS (.791) across 114 games as the club's primary starting catcher.
- Opened season batting .197 (29-147) with 11 extra-base hits in his first 44 games, and then hit .312/.372/.502 (87-279) with an .874 OPS in his final 73 games.
- Named Midwest League Player of the Month for August, hitting .379/.427/.611 (36-95) with four homers, 22 RBI, and a 1.038 OPS in 24 games.
- Threw out 27.4% (29 CS/106 ATT) of attempted base stealers.
- Hit safely in all three games (.308, 4-13) in the Midwest League playoffs as Peoria was eliminated by Cedar Rapids.
- Promoted to Memphis (AAA) on 9/22 following the playoffs.
- Appeared in one game for Memphis (9/24) as a defensive replacement, catching two innings without having a plate appearance.
- Played for the Scottsdale Scorpions in the Arizona Fall League following the season, appearing in 14 games.

BACKGROUND/PERSONAL

- Graduated from Trinity High School in Euless, Texas, where he was a Texas District 3-6A MVP by the Dallas Morning News. Batted .423 with six home runs and 30 RBI his senior season.
- Won the 2019 Connie Mack World Series and the tournament "Big Stick Award" as first team all-tournament selection with the Midland Redskins, a nationally prominent team out of Cincinnati, Ohio with alums such as Ken Griffey, Jr., Mike Matheny, and David Bell.
- Played the COVID-shortened 2020 season at McLennan College in Waco, Texas.
- Transferred to the University of Oklahoma and played two seasons (2021-22), hitting .297/.409/.504 (140-472) with a .913 OPS in 123 games.
- As the Sooners advanced to the 2022 College World Series, hit a pair of three-run home runs against Texas A&M (6/17 & 6/22), advancing to the finals before losing to Ole Miss.
- Hit 5-of-his-9 home runs on the season over the final four weeks from the Big XII Tournament through the College World Series.
- Played for the Wareham Gatemen in the 2021 Cape Cod League.
- Resides in Norman, Oklahoma.
- Signed by Pete Parise.
- Name is pronounced "the second" at the end.



Brendan Donovan (Utility) and Nolan Arenado (Third Base) are presented their 2022 Rawlings National League Gold Glove Awards, while John Mozeliak and Oliver Marmol receive Arenado's 2022 Platinum award and the 2022 NL Gold Glove Team award, April 2, 2023 at Busch Stadium.

**BRENDAN****DONOVAN****33**

HT: 6-1 WT: 210 B/T: L/R BIRTH DATE: January 16, 1997 ML SERVICE: 2.000

FULL NAME: Brendan Michael Donovan

BORN: Wurzburg, Germany

OPENING DAY AGE: 27

BECAME A CARDINAL: Selected in the 7th round (213th overall) of the June, 2018 First-Year Player Draft

CONTRACT STATUS: Signed through 2024

MLB DEBUT: April 25, 2022 vs. New York Mets

INFIELDER/OUTFIELDER **COMPLETE RECORD**

Year	Team	AVG	G	AB	R	H	2B	3B	HR	RBI	SH	SF	HBP	BB	IBB	SO	SB	CS	GDP	SLG	OBP	E
2018	State College	.188	4	16	2	3	1	1	0	2	0	1	0	1	0	7	0	0	0	.375	.222	0
2019	Memphis	1.000	1	1	0	1	1	0	0	0	0	0	0	1	0	0	0	0	0	2.000	1.000	0
	Peoria	.266	113	402	70	107	26	3	8	53	0	4	11	63	1	91	4	2	3	.405	.377	9
2020	DID NOT PLAY -- NO MiLB SEASON																					
2021	Memphis	.288	33	111	23	32	5	0	6	25	0	1	4	15	0	23	4	2	0	.495	.389	4
	Springfield	.319	50	185	35	59	10	1	4	28	0	3	6	25	1	39	8	5	1	.449	.411	3
	Peoria	.295	25	95	15	28	6	0	2	13	0	0	4	10	0	15	7	1	2	.421	.385	4
2022	Memphis	.298	16	57	12	17	3	0	1	6	0	0	0	8	0	8	0	0	2	.404	.385	2
	ST. LOUIS	.281	126	391	64	110	21	1	5	45	1	2	14	60	1	70	2	3	8	.379	.394	7
2023	ST. LOUIS	.284	95	327	48	93	10	1	11	34	1	1	9	33	2	53	5	1	4	.422	.365	3
MINOR TOTALS		.285	242	867	157	247	52	5	21	127	0	9	25	123	2	183	23	10	8	.429	.386	22
MAJOR TOTALS		.283	221	718	112	203	31	2	16	79	2	3	23	93	3	123	7	4	12	.398	.381	10

Note: Major League Uniform Numbers Worn: 33 (2022-present)

WILD CARD SERIES RECORD

Year	Team	AVG	G	AB	R	H	2B	3B	HR	RBI	SH	SF	HBP	BB	IBB	SO	SB	CS	GDP	SLG	OBP	E	
2021	STL at LAD	TRAVELED WITH TEAM -- NOT ON ROSTER																					
2022	STL vs. PHI	.000	2	7	0	0	0	0	0	0	0	0	0	0	0	2	0	0	0	.000	.000	0	
W.C. TOTALS		.000	2	7	0	0	0	0	0	0	0	0	0	0	0	2	0	0	0	.000	.000	0	

REGULAR SEASON FIELDING RECORD

Position	PCT	G	PO	A	E	TC	DP
First Base	.987	30	144	13	2	159	19
Second Base	.988	72	110	147	3	260	44
Third Base	.963	37	16	87	4	107	10
Shortstop	.974	8	18	19	1	38	6
Outfield	1.000	63	92	7	0	99	2

Note: Rawlings Gold Glove Award (1): *2022 - Utility

* First Cardinals rookie to win a Gold Glove Award and first NL player to win the inaugural Utility award

2022: Became the only MLB player since 1900 to start at four different infield positions in the first four starts of a career.

One of three MLB rookies since 1900 to make 6+ starts at 6+ different positions (1B, 2B, 3B, SS, LF, RF) in a single season.

CAREER TRANSACTIONS

- Selected by the St. Louis Cardinals in the seventh round (218th overall) of the 2018 MLB Draft.
- On St. Louis Cardinals Injured List (right elbow surgery), August 1, 2023 - end of season.

2023 SEASON HIGHS

Most Hits: 3, 9x. Last: 7/24 at Arizona
Most Runs: 3, 3/30 vs. Toronto
Most 2Bs: 1, 10x. Last: 7/25 at Arizona
Most 3Bs: 1, 7/15 vs. Arizona
Most HRs: 1, 11x. Last: 7/18 vs. Miami
Most RBI: 3, 3x. Last: 7/14 vs. Washington
Most BBs: 2, 4x. Last: 5/27 at Cleveland
Most HBP: 1, 9x. Last: 7/14 vs. Washington
Most SBs: 2, 4/15 vs. Pittsburgh
Longest Hitting Streak: 10 games, 6/11-21

CAREER HIGHS

Most Hits: 4, 6/14/22 vs. Pittsburgh
Most Runs: 3, 3x. Last: 3/30/23 vs. Toronto
Most 2Bs: 2, 3x. Last: 6/13/22 vs. Pittsburgh
Most 3Bs: 1, twice. Last: 7/15/23 vs. Arizona
Most HRs: 1, 16x. Last: 7/18/23 vs. Miami
Most RBI: 4, twice. Last: 9/22/22 at San Diego
Most BBs: 2, 16x. Last: 5/27/23 at Cleveland
Most HBP: 1, 23x. Last: 7/14/23 vs. Washington
Most SBs: 2, 4/15/23 vs. Pittsburgh
Longest Hitting Streak: 12 games, 8/17-8/30/22
Lead-off HR: 1, 4/2/23 vs. Toronto (Chris Bassitt)
Grand Slams: 1, 9/22 at San Diego (Nick Martinez)

CAREER NOTES

- Cardinals utility player has two full years of M.L. service time despite not playing over 126 games in a single season.
- Since the start of 2022, leads the Cardinals in batting average with runners in scoring position (.331) and ranks 12th in MLB in on-base percentage (.381).
- Among left-handed batters, his .381 OBP vs. left-handed pitchers ranks 5th in MLB over the past two seasons (2022-23) trailing only TJ Friedl (.426), Yordan Alvarez (.399), Vinnie Pasquantino (.394) and Freddie Freeman (.382).
- 2022 recipient of the inaugural Rawlings National League Utility Gold Glove Award.
- In 2022, became the only MLB player in the modern era (since 1900) to start at four different infield positions in the first four starts of a career (1B - 4/26 vs. NYM; 3B - 4/30 vs. ARI; 2B - 5/2 at KC; SS - 5/10 vs. BAL).
- Became the first Cardinals rookie to win a Gold Glove and the first National League rookie to do so since Nolan Arenado (2013 Rockies).
- Finished 3rd in the 2022 NL Rookie of the Year award voting to Braves teammates Michael Harris II and Spencer Strider.
- Since 1900, is one of three rookies in MLB history to make 6+ starts at 6+ different positions (1B, 2B, 3B, SS, LF, RF) in a single season, joining 2014 Red Sox Brock Holt (7) and 2018 Tiger Niko Goodrum (6).
- Among 2022 MLB batters with 450+ plate appearances, ranked 7th in on-base percentage (.394), 8th in walks/strikeout ratio (0.86), and 14th in walk percentage (12.8) and pitches per plate appearance (4.18).
- Posted a .421 OBP vs. left-handed pitchers in 2022; 7th highest in MLB (min. 75 PA); 2nd highest by a Cardinals left-handed batter behind Keith Hernandez (.456 OBP in 1980).
- Made MLB debut vs. the Mets (April 25, 2022) as a pinch runner, scoring from second on a Tyler O'Neill two-run single.
- Has hit all 16 career home runs off right-handed pitchers. Of those 16, 13 have been with the Cardinals tied or trailing.
- Recognized at second base on the 2022 *Baseball America*, *MLB Pipeline*, and *Baseball Digest* All-Rookie Teams, and was a finalist for the NL Outstanding Rookie in the MLBPA Players Choice Awards.

GOLD GLOVES BY TEAM - MLB HISTORY

MLB Rank	GGs	MLB Rank	GGs
1. Cardinals	99	6. Pirates	51
2. Orioles	72	7. Red Sox	49
3. Yankees	69	8. Phillies	49
4. Braves	59	9. Dodgers	47
5. Reds	55	10. Twins/Giants	44

MLB ROOKIES SINCE 2000 WITH 450+ PLATE APPEARANCES & .394+ OBP

MLB Rookie	Season	OBP
Brendan Donovan	2022 Cardinals	.394
Juan Soto	2018 Nationals	.406
Aaron Judge	2017 Yankees	.422
Mike Trout	2012 Angels	.399
Albert Pujols	2001 Cardinals	.403

- Hit first career grand slam at San Diego (9/22/22) for his 100th career hit; also was a game-winning-RBI.
- Ran off a career-high 12-game hit streak (8/17-30/22).
- Born in Wurzburg, Germany, when his father, Jim, a former United States Army Combat Readiness Center (USACRC) Deputy Commander, was stationed overseas.
- Became the 43rd player to be born in Germany/West Germany in Major League history to appear in a game dating back to 1882 (7th overall to appear for St. Louis).
- Prior to Donovan, RHP Edwin Jackson in 2011 (West Germany) was the last player to appear for St. Louis, while 1B Fritz Mollwitz in 1919 was the last German-born Cardinal.
- Started two games at second base in the 2022 Wild Card Series at Busch Stadium. Became the 8th MLB player born in Germany/West Germany to appear in the postseason with RHP Edwin Jackson in 2011 (West Germany) as the second Cardinal.
- Throws right-handed, but credits his love of playing hockey as a child of why he hits left-handed.



2023

- Played in 93 games before an elbow injury cut his season short and required surgery. Was placed on the 10-day Injured List (8/1) and transferred to the 60-day Injured List (9/1).
- Underwent a right elbow UCL repair with internal brace, performed by Dr. Keith Meister in Dallas in August 2023.
- Started games at six different positions (2B-30, LF-14, 1B-10, RF-7, 3B-3, SS-1) for the second straight season.
- Of Cardinals with 370 or more PA, led the team in batting (.284) and runs created/27 outs (5.85); 2nd in OBP (.422).
- Was 3-for-6 with 3 RBI and a home run on Opening Day vs. TOR (3/30). Was the 5th Cardinals lead-off hitter with an Opening Day HR and first since Willie McGee at NYM in 1996; first at home since Lou Brock vs. SF in 1967 at Busch Stadium II. Became the 6th Cardinal with 3 hits, 3 RBI and a HR on Opening Day, first since Pujols in 2010.
- Slammed his first career lead-off home run vs. TOR (4/2), hitting the first pitch off Chris Bassitt.
- Hit a career-high 11 home runs, all against right-handed pitchers, 9-of-11 with the Cardinals tied or trailing.
- Went a career-high 19 games without an RBI (April 4-29).
- His final 16 games started were all as the designated hitter. Came off the bench as a pinch-runner once and pinch-hitter three times. Made an emergency appearance at first base at MIA (7/4) as the Cardinals removed the DH by using position player Alec Burleson to finish the game as pitcher.
- Scored both runs in a 2-1 win vs. CLE (5/27), hitting a solo home run in the 2nd inning and scored the game-winning run in the 10th inning after stealing third base and scoring on a passed ball. Became the 4th Cardinal to steal third base since the new extra innings automatic runner rule was put in place in 2020, and the first not a part of a double steal.
- Led the Cardinals with 27 hits in the month of June (27-88, .307) and reached base safely in 23 of 25 games played. Ran off a season-high 10-game hitting streak (6/11-21).
- Collected two RBI vs. CHI (6/25) in London, leading the Cardinals for the most RBI in an overseas game. Started Saturday at second base and Sunday in left field.
- Hit his 2nd career triple vs. WSH (7/15) off Jake Irvin, the 4th Cardinals designated hitter in franchise history to hit a triple.
- Reached base safely in 42-of-51 games in the lead-off position. Batted .300 (65-217) from the No. 1 position in the lineup, 7th in MLB (Arraez, MIA, .372).
- Was 10th-toughest batter to strike out in the National League (7.00 PA/K), highest mark by a Cardinals left-handed batter (non-switch hitter) since Matt Carpenter (7.32 PA/K) in 2013.

BACKGROUND/PERSONAL

- Was born in Wurzburg, Germany, when his father Jim, a former United States Army Combat Readiness Center (USACRC) Deputy Commander, was stationed overseas.
- Selected to the 28-man roster for Germany in the 2021 World Baseball Classic before it was canceled.
- Played amateur baseball at Enterprise (Ala.) High School, lettering all four years while lettering two years in football.
- Played collegiate baseball at the University of South Alabama (2016-18), the same school as 2011 St. Louis Cardinals World Series MVP David Freese.

AWARDS & HONORS

**Rawlings National League
Gold Glove Award - Utility**
2022: St. Louis

Baseball America All-Rookie Team - 2B
2022: St. Louis

MLB Pipeline All-Rookie Team - 2B
2022: St. Louis

Baseball Digest Rookie All-Star Team - 2B
2022: St. Louis

Arizona Fall League Rising Star
2021: Glendale Desert Dogs

AAA East Offensive Player of the Week
2021: Memphis (AAA) - Sept. 6-12

MiLB.com Organizational All-Star
2019: St. Louis Cardinals (Peoria-A)

Midwest League Hitter of the Week
2019: Peoria (A) - July 15-21

Midwest League Player of the Month
2019: Peoria (A)

**Sun Belt Conference Tournament
Most Outstanding Player**
2017: University of South Alabama

CAREER MILESTONES

Major League Debut
April 25, 2022 vs. New York Mets

First Major League Hit
April 28, 2022 vs. Arizona
(8th inning, single, off Tyler Holton)

First Major League Home Run
May 10, 2022 vs. Baltimore
(9th inning, solo, off Dillon Tate)

First Major League Lead-Off Home Run
April 2, 2023 vs. Toronto
(off Chris Bassitt)

- 2017 Sun Belt Conference Tournament Most Outstanding Player, batting .438 with a tournament-clinching walk-off single in the 10th inning to give the Jaguars their first Conference Title since 2005 when David Freese was a member of the squad.
- Listed Matt Carpenter as his favorite athlete in his college bio.
- Played for the Hyannis Mets in the 2017 Cape Cod League.
- Proposed to his wife, Aly, in New York City's Times Square in May 2022 as the Cardinals game vs. the Mets at Citi Field was postponed due to rain.
- Volunteers at Jupiter's Loggerhead Marinelifelife Center and is a member of the Gordon Gray Circle of 100.
- Signed by Clint Brown.
- Resides in Jupiter, Fla. with his wife, Aly.



TOMMY EDMAN

19

HT: 5-10 WT: 193 B/T: S/R BIRTH DATE: May 9, 1995 ML SERVICE: 4.114

FULL NAME: Thomas Hyunsu Edman

BORN: Pontiac, Michigan

OPENING DAY AGE: 28 (Turns 29 on May 9)

BECAME A CARDINAL: Selected in the sixth round (196th overall) of the June, 2016 First-Year Player Draft

CONTRACT STATUS: Signed through 2025

MLB DEBUT: June 8, 2019 at Chicago Cubs

INFIELDER/OUTFIELDER

COMPLETE RECORD

Year Team	AVG	G	AB	R	H	2B	3B	HR	RBI	SH	SF	HBP	BB	IBB	SO	SB	CS	GDP	SLG	OBP	E
2016 State College	.286	66	255	*61	73	14	5	4	33	0	4	3	*48	0	29	19	3	4	.427	.400	7
2017 Peoria	.284	38	155	24	44	8	5	2	18	1	2	1	15	2	19	8	2	3	.439	.347	5
Palm Beach	.257	18	70	7	18	2	1	1	11	2	1	2	7	0	18	0	1	1	.357	.338	6
Springfield	.247	63	219	20	54	12	2	2	26	1	2	1	16	0	34	5	2	6	.347	.298	5
2018 Memphis	.318	17	66	13	21	0	1	1	5	0	2	0	8	0	11	3	0	1	.394	.382	1
Springfield	.299	109	452	71	135	23	3	6	36	4	4	3	35	0	76	27	5	4	.403	.350	16
2019 ST. LOUIS	.304	92	326	59	99	17	7	11	36	0	0	7	16	0	61	15	1	3	.500	.350	5
Memphis	.305	49	197	39	60	12	4	7	29	2	2	2	15	0	33	9	0	2	.513	.356	1
2020 ST. LOUIS	.250	55	204	29	51	7	1	5	26	0	2	5	16	0	48	2	4	5	.368	.317	7
2021 ST. LOUIS	.262	159	*641	91	168	41	3	11	56	2	4	6	38	1	95	30	5	4	.387	.308	7
2022 ST. LOUIS	.265	153	577	95	153	31	4	13	57	1	1	5	46	2	111	32	3	10	.400	.324	6
2023 ST. LOUIS	.248	137	479	69	119	25	4	13	47	3	4	7	35	1	84	27	4	9	.399	.307	8
Memphis#	.250	2	8	2	2	0	0	0	1	0	0	0	0	0	3	0	0	0	.250	.250	1
MINOR TOTALS	.286	360	1422	237	407	71	21	23	159	10	17	12	144	2	223	71	13	21	.414	.353	42
MAJOR TOTALS	.265	596	2227	343	590	121	19	53	222	6	11	30	151	4	399	106	17	31	.408	.319	33

*Led League # Injury rehabilitation assignment

Note: Major League Uniform Numbers Worn: 19 (2019-present)

WILD CARD RECORD

Year Team	AVG	G	AB	R	H	2B	3B	HR	RBI	SH	SF	HBP	BB	IBB	SO	SB	CS	GDP	SLG	OBP	E
2020 STL at SD	.214	3	14	2	3	0	0	0	0	0	0	0	0	0	3	0	0	0	.214	.214	1
2021 STL at LAD	.600	1	5	1	3	0	0	0	0	0	0	0	0	0	1	2	0	0	.600	.600	0
2022 STL vs. PHI	.167	2	6	0	1	0	0	0	0	0	0	0	1	0	1	0	0	0	.167	.286	0
W.C. TOTALS	.280	6	25	3	7	0	0	0	0	0	0	0	1	0	5	2	0	0	.280	.308	1

DIVISION SERIES RECORD

Year Team	AVG	G	AB	R	H	2B	3B	HR	RBI	SH	SF	HBP	BB	IBB	SO	SB	CS	GDP	SLG	OBP	E
2019 STL vs. ATL	.316	5	19	3	6	3	1	0	2	0	0	0	2	0	2	0	0	1	.579	.381	0

LEAGUE CHAMPIONSHIP SERIES RECORD

Year Team	AVG	G	AB	R	H	2B	3B	HR	RBI	SH	SF	HBP	BB	IBB	SO	SB	CS	GDP	SLG	OBP	E
2019 STL vs. WSH	.000	4	14	0	0	0	0	0	1	0	0	0	1	0	5	0	0	0	.000	.067	0

EDMAN, TOMMY



REGULAR SEASON FIELDING RECORD

Position	PCT	G	PO	A	E	TC	DP
Second Base	.989	307	461	725	13	1199	172
Shortstop	.984	145	182	388	9	579	89
Third Base	.961	94	51	123	7	181	13
Outfield	.983	127	231	5	4	240	1

Note: Rawlings Gold Glove (1): 2021 (Second Base)
 Fielding Bible Award (1): 2022 (Multi-Position)
 Baseball America Best Defensive National League Second Baseman (1): 2022

2021: Led Major League second basemen in outs above average (13) and runs prevented (10).
 Led National League second basemen in SABR Defensive Index (6.5).

2022: Rawlings National League Gold Glove Award Finalist at both Second Base and Utility.
 Led all Major League players in games combined defensively (180) and all MLB middle infielders in double plays turned (102).
 Led all National League players in assists (435).
 Shared National League lead among second basemen in outs above average (8) and runs prevented (6).
 Shared Major League lead among middle infielders in defensive bWAR (2.9).

2023: Rawlings National League Gold Glove Award Finalist at Utility.

2023 SEASON HIGHS

Most Hits: 4, 5/15 vs. Milwaukee
Most Runs: 4, 5/15 vs. Milwaukee
Most 2Bs: 2, 8/11 at Kansas City
Most HRs: 2, 8/12 at Kansas City
Most RBI: 5, 4/19 vs. Arizona
Most BBs: 3, 6/18/23 at New York Mets
Most SBs: 3, 8/30 vs. San Diego
Longest Hitting Streak: 8 games, 8/29-9/7

CAREER HIGHS

Most Hits: 4, 3x. Last: 5/15/23 vs. Milwaukee
Most Runs: 4, 5/15/23 vs. Milwaukee
Most 2Bs: 2, 8x. Last: 8/11/23 at Kansas City
Most HRs: 2, 3x. Last: 8/12/23 at Kansas City
Most RBI: 5, 4/19/23 Arizona
Most BBs: 3, twice. Last: 6/18/23 at New York Mets
Most SBs: 3, 8/30/23 vs. San Diego
Longest Hitting Streak: 14 games, 8/28-9/13/22
Multi-HR Games: 3. Last: 8/12/23 at Kansas City
Lead-Off HR: 5. Last: 6/14/22 (G2) vs. Pittsburgh (Bryse Wilson)
Pinch-Hit HR: 2. Last: 7/10/21 at Chicago Cubs (Adam Morgan)
Grand Slams: 2. Last: 6/14/23 vs. SF (Anthony DeSclafani)
Extra-Inning HR: n/a
Game-Ending HR: 2. Last: 8/30/23 vs. San Diego (Josh Hader)

CAREER TRANSACTIONS

- Selected by St. Louis Cardinals in the 6th round (196th player overall) of the 2016 MLB Draft.
- On St. Louis injured list (right wrist inflammation), July 7-31, 2023; included injury rehabilitation assignment to Memphis (AAA).

HITS BY MLB SWITCH-HITTERS SINCE EDMAN'S MLB DEBUT (June 9, 2019)

MLB Rank	Hits	Team(s)
1. José Ramírez	628	Guardians
2. Francisco Lindor	606	Guardians/Mets
3. Bryan Reynolds	604	Pirates
4. Tommy Edman	590	Cardinals
5. Ketel Marte	554	Diamondbacks

CAREER HITS BY CARDS SWITCH-HITTERS

Cardinals Rank	Hits	Seasons
1. Red Schoendienst	1,980	1945-56, '61-63
2. Ozzie Smith	1,944	1982-96
3. Ted Simmons	1,704	1968-80
4. Willie McGee	1,683	1982-90, '96-99
5. Frankie Frisch	1,577	1927-37
6. Tom Herr	1,021	1979-88
7. Vince Coleman	937	1985-90
8. Jimmy Brown	922	1937-43
9. Garry Templeton	911	1976-81
10. Terry Pendleton	888	1984-90
11. Ripper Collins	852	1931-36
12. Miller Huggins	740	1910-16
13. José Oquendo	709	1986-95
14. Tommy Edman	590	2019-23
15. Lee Magee	443	1911-14

CAREER WINS ABOVE REPLACEMENT AMONG 2016 MLB DRAFT PICKS

MLB Rank	Round (Pick)	Team	bWAR
1. Bo Bichette	2 (66)	Blue Jays	17.7
2. Pete Alonso	2 (64)	Mets	17.3
3. Tommy Edman	6 (196)	Cardinals	17.1
4. Bryan Reynolds	2 (59)	Pirates	15.9
5. Will Smith	1 (32)	Dodgers	14.6

CAREER WINS ABOVE REPLACEMENT AMONG ALL-TIME 6TH ROUND DRAFT PICKS

MLB Rank	Draft Year	bWAR	Seasons
1. Sal Bando	1965	61.5	1966-81
2. Devon White	1981	47.3	1985-2001
3. Ben Zobrist	2004	44.5	2006-19
4. Marcus Semien	2011	41.8	2013-2023
5. Anthony Rizzo	2007	39.6	2011-23
6. Cecil Cooper	1968	36.0	1971-87
7. Bill Doran	1979	32.8	1982-93
8. Shane Victorino	1999	31.5	2003-15
9. Lance Johnson	1984	30.2	1987-2000
10. Hal McRae	1965	27.9	1968-87
11. Bob Boone	1969	27.4	1972-90
12. Gary Pettis	1979	22.1	1982-92
13. Matt Kemp	2003	21.4	2006-20
14. Alvin Davis	1982	20.0	1984-92
15. Dave Hollins	1987	17.8	1990-2002
16. José Vidro	1992	17.4	1997-2008
17. Tommy Edman	2016	17.1	2019-23
Josh Harrison	2008	17.1	2011-23

CAREER NOTES

- Signed a two-year contract extension (2024-25) on January 22, 2024, avoiding a potential arbitration hearing.
 - Switch-hitter will sometimes situationally bat right-handed against right-handed pitchers.
 - Since 2019, Edman has the 30th-best overall bWAR (17.1) in Major League Baseball.
 - Among 2016 MLB Draft picks, Edman sports the 3rd-highest career bWAR (17.1) behind Bo Bichette (17.7, Rd. 2) and Pete Alonso (17.3, Rd. 2).
 - Edman's 17.1 career bWAR is the 17th-best of any 6th round pick in the history of the MLB Draft. Sal Bando (61.5) ranks first, while Lance Johnson (30.2), who was the Cardinals 6th round selection in 1984 and appeared for St. Louis in 1987, is only former Cardinal with a higher career bWAR.
 - Since making his Major League debut (June 8, 2019), Edman ranks 4th among MLB switch-hitters in hits (590) behind Bryan Reynolds (604), Francisco Lindor (606), and José Ramírez (628).
 - Is one of seven switch-hitters across MLB to compile 100+ hits in each of the last three seasons (2021-23).
 - Is first Cardinals switch-hitter since Ozzie Smith (1991-93) with consecutive seasons of 150 hits (2021-22).
 - Is one of nine Cardinals all-time to hit 50 or more home runs and steal 100 or more stolen bases in their career and the first since Edgar Renteria (71 HR & 148 SB).
 - Since 2019, Edman is one of only six 50/100 MLB players with Trea Turner, José Ramírez, Whit Merrifield, Starling Marte, and Ronald Acuña Jr.
 - In 2021, became the 9th switch-hitter (13th occurrence) in Major League history with 10+ home runs, 40+ doubles, and 30+ stolen bases in a single season. Also became the third Cardinal (first switch-hitter) with Edgar Renteria (2003) and Ray Lankford in (1992).
 - Is one of three Cardinals all-time with three or more seasons of 10+ home runs and 25+ stolen bases (3, 2021-23), joining Lou Brock (6) and Ray Lankford (3). Edman and Frankie Frisch (1927-28) are the only two Cardinals switch-hitters with multiple seasons.
 - Led the 2021 NL in at-bats (641), most by a Cardinal since Garry Templeton (672 in 1979). Became the first Cardinal to lead the NL in at-bats since Lou Brock (689 in 1967).
 - Doubled off current teammate Steven Matz for his first career Major League hit (June 14, 2019 at Citi Field).
 - After being assigned uniform No. 19 his rookie season in 2019, the San Diego native chose to keep his uniform number to coincide with the year of his MLB debut and pay homage to Padres superstar Tony Gwynn (No. 19).
- 2023 World Baseball Classic**
- Represented Team Korea in the 2023 World Baseball Classic, becoming the first non-South Korean native to play for the country at the WBC.
 - Born in Pontiac, Michigan and raised in San Diego, California, Edman is of Korean descent from his mother, who was born in South Korea.
 - Eugene Koo, translator to former Cardinals pitcher Seungwhan Oh (2016-17), was also Edman's WBC translator.

**Defensive Accolades**

- 2021 Rawlings National League Gold Glove Award winner at second base, joining Koltan Wong (2019-20) and Fernando Viña (2001-02) as the second basemen to win the award in franchise history.
- 2022 and 2023 Rawlings National League Gold Glove Award finalist at utility.
- 2022 Rawlings National League Gold Glove Award finalist at second base.
- 2022 Fielding Bible Award winner at Multi-Position.
- Has appeared defensively in 673 games at six different positions over his five Major League seasons, playing at second base (307), shortstop (145), third base (94), right field (76), centerfield (44), and left field (9).
- Since his 2019 MLB debut, Edman is tied with Nicky Lopez and Nolan Arenado for MLB's 2nd-most Outs Above Average (57) behind Francisco Lindor (70), according to Statcast.
- In 2023, became the only player in MLB history to appear defensively in 27 or more games each at second base (51), shortstop (48), and centerfield (42) in a single season.
- In 2023, Edman joined Ben Zobrist (2012 Rays) as the only two Major Leaguers in history to appear in 45+ games each at second base, shortstop, and in the outfield.
- Is the only Cardinal in franchise history to make 60+ starts at both shortstop (74) and second base (67) in a single season, doing so in 2022.
- In 2022, led all Major League Baseball in combined games appeared defensively (180) and all middle infielders in double plays turned (102). Paced the National League in assists (435).
- Before 2021, had played only 37 MLB games at second base. According to *Elias*, only four players (excluding rookies and pitchers) played fewer games at their position entering their Gold Glove-winning season: 1999 Pokey Reese at 2B (11 games), 1983 Ryne Sandberg at 2B (25), 2021 Marcus Semien at 2B (29), and 1957 Frank Malzone at 3B (33).
- Won MLB's Play of the Week award for the Aug. 30-Sept. 5, 2021 period. Trailing by eight runs in the bottom of the second inning vs. the Reds at Great American Ball Park, Edman raced into foul territory and made an inning-ending catch while tumbling over the tarp and into the netting.

OUTS ABOVE AVERAGE SINCE 2019 - STATCAST

MLB Rank	OAA	Innings
1. Francisco Lindor - SS	70	5,477.2
2. Nolan Arenado - 3B	57	5,263.1
Tommy Edman - Utility	57	4,846.0
Nicky Lopez - Utility	57	4,339.0

DEFENSIVE RUNS SAVED SINCE 2019 - FANGRAPHS

MLB Rank	DRS	Innings
1. Francisco Lindor - SS	70	5,477.2
2. Nolan Arenado - 3B	61	5,263.1
Tommy Edman - Utility	45	4,846.0
Nicky Lopez - Utility	57	4,339.0

MLB SWITCH-HITTERS WITH 10+ HOMERS, 40+ DOUBLES, & 30+ STOLEN BASES IN A SINGLE SEASON

All-Time MLB Switch-Hitters	HR	2B	SB
Howard Johnson 1989 Mets	36	41	41
Devon White 1991 Blue Jays	17	40	33
1993 Blue Jays	15	42	34
Roberto Alomar 1999 Indians	24	40	37
2000 Indians	19	40	39
Carlos Beltrán 2002 Royals	29	44	35
Jimmy Rollins 2004 Phillies	14	43	30
2006 Phillies	25	45	36
2009 Phillies	21	43	31
Brian Roberts 2007 Orioles	12	42	30
2009 Orioles	16	56	50
Tommy Edman 2021 Cardinals	11	41	30

CARDINALS TO LEAD THE NL IN AT-BATS

Season	Cardinal	At-Bats
2021	Tommy Edman	641
1967	Lou Brock	689
1964	Curt Flood	679
1963	Curt Flood	662
1957	Don Blasingame	650
1950	Red Schoendienst	642
1947	Red Schoendienst	659
1946	Stan Musial	624
1942	Jimmy Brown	606
1939	Jimmy Brown	645
1937	Joe Medwick	633
1934	Jack Rothrock	647
1930	Taylor Douthit	664
1920	Milt Stock	639
1906	Pug Bennett	595
1901	Jesse Burkett	601

50+ HOME RUNS & 100+ STOLEN BASES IN THEIR CARDINALS CAREERS

Cardinals	HR	SB	Seasons
1. Ray Lankford	228	250	1990-2004
2. Rogers Hornsby	193	118	1915-33
3. Lou Brock	129	888	1964-79
4. Julian Javier	76	134	1960-71
5. Edgar Renteria	71	148	1999-2004
6. Willie McGee	63	301	1982-99
7. Pepper Martin	59	146	1928-44
8. Tommy Edman	53	106	2019-23
9. Frankie Frisch	51	195	1927-37

50+ HOME RUNS & 100+ STOLEN BASES IN MAJOR LEAGUE BASEBALL SINCE 2019

MLB Player	HR	SB	Team(s)
Ronald Acuña Jr.	135	164	Atlanta
José Ramírez	129	109	Cleveland
Trea Turner	106	136	WSH, LAD, PHI
Starling Marte	62	124	PIT/ARI/MIA/OAK/NYM
Whit Merrifield	57	114	Kansas City/Toronto
Tommy Edman	53	106	St. Louis

ALL-TIME STOLEN BASE SUCCESS RATE

MLB Rank	SB%	SB	ATT	Seasons
1. Chase Utley	87.5%	154	176	2003-18
2. Carlos Beltrán	86.4%	312	361	1998-2017
3. Tommy Edman	86.2%	106	123	2019-23
4. Trea Turner	86.1%	260	302	2015-23
5. Jayson Werth	85.2%	132	155	2002-17

CAREER STOLEN BASES BY CARDINALS

Cardinals Rank	SB	Seasons
1. Lou Brock	888	1964-79
2. Vince Coleman	549	1985-90
3. Ozzie Smith	433	1982-96
4. Willie McGee	301	1982-99
5. Ray Lankford	250	1990-2004
6. Jack Smith	203	1915-26
7. Frankie Frisch	195	1927-37
8. Tommy Dowd	187	1893-98
9. Miller Huggins	174	1910-16
10. Lonnie Smith	173	1982-85
11. Tom Herr	152	1979-88
12. Ed Konetchy	151	1907-13
13. Edgar Renteria	148	1999-2004
14. Pepper Martin	146	1928-44
15. Garry Templeton	138	1976-81
16. Julian Javier	134	1960-71
17. Patsy Donovan	132	1900-03
18. Rogers Hornsby	118	1915-33
19. Emmett Heidrick	109	1899-1901
20. Tommy Edman	106	2019-23

Stolen Bases & Baserunning

- Ranks 3rd all-time in MLB history in career stolen base success rate (86.2, 106-for-123) among Major Leaguers with at least 120 career stolen base attempts, behind Chase Utley (87.5, 154-for-176) and Carlos Beltrán (86.4, 312-for-361).
- Holds the Busch Stadium III record for stolen bases (61).
- Is the first Cardinal with three consecutive seasons of 25+ steals (2021-23) since Ozzie Smith (10 from 1983-92).
- Only Edman and Trea Turner have swiped 25+ bags in each of the last three MLB seasons (2021-23).
- Cardinals with three consecutive seasons of 25+ doubles and 25+ stolen bases include Edman (2021-23), Ozzie Smith (1987-89), and Lou Brock (8, 1967-75)
- Is the first Cardinal with multiple seasons of 30+ stolen bases (2021-22) since Edgar Renteria (1999 and 2003) and the first Cardinal with consecutive seasons of 30+ steals since Royce Clayton (33 in 1996 & 30 in 1997).
- Is the 21st Cardinal in franchise history with 100 or more career stolen bases and first to pass the 100 career SB threshold since Edgar Renteria in 2003.
- Since 2021, Edman's 89 stolen bases tie Starling Marte and Trea Turner for 2nd-most in MLB to Ronald Acuña Jr. (119).
- Since 2021, leads MLB in Baserunning value by *Baseball Reference's* metrics (14), and ranks 3rd in *FanGraphs* Baserunning value (18.1) behind Jose Ramirez (19.4) and Trea Turner (18.8).
- Since 2021, ranks 2nd in MLB in *FanGraphs's* weighted stolen base runs (7.9) behind Trea Turner (12.0).

2023

NL Ranks: PA/SO (6.29, 12th), AB/SO (5.7, T-9th), stolen bases (27, T-12th), stolen base success rate (87.1%, 12th), groundball/flyball ratio (1.81, 10th), groundball pct. (51.0, 6th), pct. of pitches put in play (22.2, 4th), pct. swings put in play (48.7, 2nd), pct. swings that miss (15.9, 6th).

- Finalist for the Rawlings National League Gold Glove Award at Utility for the second consecutive season.
- Appeared defensively at second base (51g), shortstop (48g), centerfield (42g), and right field (8g) in 2023. Became the only player in MLB history to appear in 27 or more games each at second base, shortstop, and centerfield in a single season.
- Also joined Ben Zobrist (2012 Rays) as the only two players in MLB history to appear in 45+ games each at second base, shortstop, and outfield in a single season.
- His team-leading nine combined outs above average ranked T-11th among National Leaguers (SS, 2B, CF, RF). His seven outs above average in the outfield ranked T-6th in the NL (355.0 total innings).
- According to *FieldingBible.com*, Edman had two Defensive Runs Saved in center field (310.2 innings), while the other six Cardinals centerfielders combined for negative-four runs saved (1,117.2 innings).
- Surpassed 100 hits for the 3rd straight season (one of seven switch-hitters to do so).



- Swiped 27 bags in 31 attempts, becoming the first Cardinal with three consecutive seasons of 25+ steals (2021-23) since Ozzie Smith (10 from 1983-92).
- Only Edman and Trea Turner have swiped 25+ bags in each of the last three seasons (2021-23).
- Logged his 3rd season of 10+ HR and 25+ SB, joining Lou Brock (6) and Ray Lankford (3) as the only Cardinals with as many seasons. Edman and Frankie Frisch (1927-28) are the only two Cardinals switch-hitters with multiple seasons.
- Has hit seven homers while batting 9th in each of the last two seasons, the top two single-season marks by a Cardinal. His 15 career long balls while batting 9th is 2nd in Cardinals history to Bob Gibson (24).
- Batted .333 (31-93) with six home runs and 15 RBI in the 8th inning or later, 6th-highest in MLB.
- Led St. Louis in hits (13) and RBI (8) in the 9th inning, while sharing the team-lead in homers (3) and runs scored (7).
- Was one of seven MLB players with three walk-off RBI: April 16 vs. Pittsburgh (10th inning single off Wil Crowe), Aug 29 vs. San Diego (10th inning single off Josh Hader), Aug. 30 vs. San Diego (9th inning 3-run homer).
- Became the first Cardinal with back-to-back games with walk-off RBI since Albert Pujols in June 4-5, 2011 vs. Chicago Cubs.
- Homered while stealing a career-high three stolen bases on Aug. 30 vs. San Diego. Was one of five MLB players during the season and 66th since 1901 with a HR and 3+ SB in a game (joining Cardinals Edgar Renteria, Vince Coleman, and Lou Brock).
- Batted .337 with a .957 OPS in 57 Cardinals wins and .184 with a .522 OPS in 80 losses.
- Scored a run in a team-high six straight games (Aug. 9-15). St. Louis was 33-17 when Edman scored a run.
- Drilled his 2nd career grand slam vs. San Francisco (June 14) while batting 9th. Was the 17th grand slam by a Cardinals 9th-place hitter (last: Jake Westbrook, Aug. 31, 2011 at Milwaukee), and the first by a Cardinals No. 9 hole position player since Shawon Dunston, July 13, 2000 at Chicago White Sox).
- From Aug. 10-15, batted .450/.475/1.150 (9-20) with four home runs and two doubles, representing the best five-game span of his career.
- Collected a career-high five RBI vs. Arizona (April 19) while missing the cycle by a single (3-for-4) from the leadoff spot. Marked the most RBI (5) and total bases (9) by a Cardinals shortstop since Paul DeJong (2018 and 2019). Also was the 15th instance of Cardinals leadoff hitter with 5+ RBI.
- Missed 20 games (July 7-31) due to right wrist inflammation, which included a two-game injury rehab assignment with Memphis (AAA). Was his first time on the Major League Injured List and second time of professional career (seven days in 2018 at AA-Springfield).
- Hit .263/.312/.410 (54-205) with a .722 OPS in the final 53 games after being activated from the Injured List.

AWARDS & HONORS

**Rawlings National League
Gold Glove Award - Second Base**
2021: St. Louis

Fielding Bible Award - Multi-Position
2022: St. Louis

**Baseball America Best Defensive
Second Baseman - National League**
2022: St. Louis

National League Player of the Week
2021: St. Louis - August 23-29

Major League Baseball Play of the Week
2021: St. Louis - September 1 at Cincinnati (G2)

**MLB Players Alumni Association
Heart and Hustle Award Nominee**
2021: St. Louis

**Baseball America MLB All-Rookie Team -
Third Base**
2019: St. Louis

**Baseball Digest MLB All-Rookie Team
Third Base**
2019: St. Louis

Pacific Coast League Championship
2018: Memphis (AAA)

Triple-A National Championship
2018: Memphis (AAA)

Texas League Mid-Season All-Star
2018: Springfield (AA)

New York-Penn League Mid-Season All-Star
2016: State College (SS-A)

New York-Penn League Championship
2016: State College (SS-A)

**Most Outstanding Player
NCAA Bloomington Regional**
2014: Stanford University

High School National Merit Scholar
2013: La Jolla High School

BACKGROUND/PERSONAL

- Graduated from La Jolla Country Day School in San Diego, Calif. in 2013, where he was a National Merit Scholar and AP Scholar with a 4.48 GPA.
- Was a four-time varsity letterman at shortstop and was team captain as a junior and senior.
- Is the school career recorder holder in hits, doubles, runs, stolen bases, and ERA.
- Also played varsity water polo for two years.
- Played three seasons of college baseball at Stanford University (2014-16).
- As a junior in 2016, recognized as First-Team All-Pac 12 and CoSIDA Academic All-American Second Team Baseball honors.
- Named the 2014 Most Outstanding Player in the Bloomington (Ind.) Regional batting .417 (10-24) and hitting a regional clinching walk-off home run to eliminate host Indiana and advance to the Super Regional against Vanderbilt. Marked the first left-handed home run of his life.
- While majoring in Math & Computational Science at Stanford, Edman posted the highest GPA of any Stanford baseball player in the last 40 years.
- Was Stanford Cardinal teammates with MLB first round picks Alex Blandino (2014 Reds), Cal Quantrill (2016 Padres) and Nico Hoerner (2018 Cubs).
- Completed his degree during the fall semester of 2016 after being drafted by St. Louis.
- His father, John, who was a four-year starting shortstop at Williams (Mass.) College, coaches baseball and teaches math at La Jolla. Later attended Graduate School at the University of Michigan and was a volunteer assistant coach for the Wolverines.
- His mother, Maureen, was born in South Korea and moved to the United States as a child.
- His younger sister, Elise, played college volleyball at Davidson (N.C.) College.

CAREER MILESTONES

Major League Debut

June 8, 2019 at Chicago Cubs

First Career Major League Hit

June 14, 2019 at New York Mets
(3rd inning, double, off Steven Matz)

First Career Major League Home Run

June 20, 2019 vs. Miami
(8th inning, 2-run, off Tayron Guerrero)

First Career Major League Stolen Base

June 15, 2019 at New York Mets

100th Career Major League Stolen Base

August 30, 2023 vs. San Diego

- His older brother, John, is a Baseball R&D and Data Quality Engineer in the Minnesota Twins Technology Department. Previously interned in Baseball Operations for the Padres.
- Tommy and his brother, John, grew up fans of the Detroit Tigers while living in Michigan in the 1990s.
- Serves on advisory board for the Taylor Hooton Foundation, the leader in advocacy against appearance & performance enhancing substances by the youth of America.
- After being assigned uniform No. 19 his rookie season in 2019, the San Diego native chose to keep his uniform number to coincide with the year of his MLB debut and pay homage to Padres superstar Tony Gwynn (No. 19).
- He and his wife, Kristen, were married during the 2019 off-season and had to postpone their wedding several weeks due to the Cardinals making the postseason.
- Signed by Zach Mortimer.
- Resides in San Diego, California with his wife, Kristen, and son, Eli (10/7/23).



Centerfielder Tommy Edman makes a head-first diving catch against the Houston Astros, June 29, 2023 at Busch Stadium.



JOSÉ FERMÍN

15

HT: 6-0 WT: 198 B/T: R/R BIRTH DATE: March 29, 1999 ML SERVICE: 0.070

(fair-MEAN)

FULL NAME: José Miguel Fermín

BORN: Puerto Plata, Dominican Republic

OPENING DAY AGE: 24 (Turns 25 on March 29)

BECAME A CARDINAL: Acquired from the Cleveland Guardians in exchange for cash considerations, November 9, 2022

CONTRACT STATUS: Signed through 2024

MLB DEBUT: July 7, 2023 at Chicago White Sox

INFIELDER

COMPLETE RECORD

Year	Team	AVG	G	AB	R	H	2B	3B	HR	RBI	SH	SF	HBP	BB	IBB	SO	SB	CS	GDP	SLG	OBP	E
2016	DSL Indians	.224	16	58	5	13	4	2	0	8	0	1	0	7	0	11	2	2	0	.362	.303	4
2017	AZL Indians	.229	45	166	24	38	11	1	1	14	2	2	7	5	0	19	5	2	5	.325	.278	21
2018	Mahoning Val.	.279	71	251	47	70	12	4	2	26	5	3	9	39	1	26	17	4	2	.383	.391	8
2019	Lake County	.293	105	393	75	115	12	2	6	41	6	3	11	42	2	40	28	9	9	.379	.374	17
2020	DID NOT PLAY -- NO MiLB SEASON																					
2021	Columbus	.364	4	11	4	4	1	0	1	2	0	0	0	1	0	4	0	0	0	.727	.417	0
	Akron	.258	84	295	40	76	15	2	6	39	4	3	10	23	0	38	4	4	8	.383	.329	8
2022	Columbus	.215	90	270	60	58	11	0	6	31	6	3	9	42	0	46	9	4	3	.322	.336	6
2023	ST. LOUIS	.235	21	51	2	12	1	0	0	4	2	0	2	6	0	8	0	1	1	.255	.339	2
	Memphis	.227	20	66	16	15	3	1	4	7	0	1	2	12	0	5	1	0	1	.485	.358	2
	Palm Beach	.200	5	20	3	4	1	0	1	2	0	0	0	3	0	0	1	0	1	.400	.304	0
	FCL Cardinals	.176	5	17	1	3	1	0	0	1	0	0	0	2	0	3	1	0	0	.235	.263	0
MINOR TOTALS		.256	447	1547	275	396	71	12	27	171	23	16	48	176	3	192	68	25	29	.370	.347	66
MAJOR TOTALS		.235	21	51	2	12	1	0	0	4	2	0	2	6	0	8	0	1	1	.255	.339	2

Note: Major League Uniform Numbers Worn: 35 (2023)

REGULAR SEASON FIELDING RECORD

Position	PCT	G	PO	A	E	TC	DP
Second Base	.976	10	13	28	1	42	2
Third Base	.960	8	8	16	1	25	3

CAREER TRANSACTIONS

- Signed by Cleveland Indians as an International free agent, July 2, 2015.
- Traded to St. Louis Cardinals from Cleveland Guardians in exchange for cash considerations, November 9, 2022.

CAREER NOTES

- Traded to St. Louis from the Cleveland Guardians in exchange for cash considerations, November 9, 2022.
- Made his Major League debut with the Cardinals on July 7, 2023 at Guaranteed Rate Field in Chicago as a pinch-runner.
- Appeared in 21 games for the Cardinals in St. Louis during the 2023 season playing second base and third base.
- Became the first Cardinals player to record his first Major League hit via bunt since RHP Britt Reames in 2000 and OF Charlie Chant in 1976, when he beat out a base hit against Justin Steele (7/21/23) at Wrigley Field.
- Played in 21 games for Gigantes del Cibao in the 2023-24 Dominican Winter League. Batted .432 with a .577 on-base percentage, ranking in the top two slots in both categories and led any player who played more than 10 games.
- Voted "Best Defensive Infielder in the Cleveland organization" by *Baseball America* entering the 2019 season.
- Led Cleveland minor leaguers with 28 stolen bases in 2019.
- Named a 2019 MiLB.com Organization All-Star for Cleveland in 2019.
- His career walk to strikeout ratio of 176:192 in the minor leagues has him striking out once every 9.4 plate appearances in 1,810 plate appearances.
- Recorded a career-high 6 RBI vs. Somerset (9/14/21) as part of a 4-for-4 game with two doubles, missing the cycle by a triple.
- Hit four home runs in April 2022, including his first career multi-home run game with two blasts at Indianapolis (4/20/22).
- Scored a run in a career-high seven straight games (4/13-4/21/22).
- Hit his first career grand slam at Omaha (5/4/22) off Daniel Mengden.

2023

- Played his first season as a member of the Cardinals organization. Was a Spring Training Major League invite but was slowed by quadriceps strain and began the season in Memphis (AAA).
- Played the majority of his games in St. Louis with 21, while appearing in 20 at Memphis and five games each in Palm Beach (A) and the Florida Complex League (R).
- Was recalled from Memphis (AAA) on July 7 when Tommy Edman went on the injured list with right wrist inflammation. Made his Major League debut at CWS that night as a pinch-runner for Alec Burleson in the 9th inning.
- Started his first MLB game at second base two days later at CWS (7/9). Went 0-for-3, but put down a perfect sacrifice bunt in the 10th inning as the Cardinals won in extras 4-3 heading into the All-Star Break.

2023 SEASON / CAREER HIGHS

Most Hits: 2, twice. Last: 9/21/23 vs. Milwaukee
Most Runs: 1, twice. Last: 9/29/23 vs. Cincinnati
Most 2Bs: 1, 9/30/23 vs. Cincinnati
Most RBI: 3, 9/30/23 vs. Cincinnati
Most BBs: 1, 6x. Last: 10/1/23 vs. Cincinnati
Most HBP: 1, twice. Last: 9/30/23 vs. Cincinnati
Longest Hitting Streak: 3 games, twice. Last: 9/29/23-present

CAREER MILESTONES

Major League Debut

July 7, 2023 at Chicago White Sox

First Major League Hit

July 21, 2023 at Chicago Cubs
(7th inning, bunt single, off Justin Steele)

AWARDS & HONORS

Midwest League Player of the Week
2019: Lake County (A) - Aug. 27-Sept. 2

MiLB.com Organization All-Star
2019: Cleveland

- Recorded his first Major League hit at CHI (7/21) with a bunt single off Justin Steele. Became the first Cardinal to bunt for his first career hit since RHP Britt Reames (9/23/2000 vs. CHI) and last Cardinals position player since OF Charlie Chant (9/1/1976 vs. CIN).
- Finished the season on a three-game hit streak including a career-high three RBI game vs. Cincinnati in a 15-6 rout of the Reds on the second to last day of the season.
- Played for Gigantes del Cibao in the Dominican Winter League and led the circuit with a .577 on-base percentage while ranking second in batting (.432) to Ronny Mauricio (.441) and 3rd in slugging percentage (.568) over 21 games.

BACKGROUND/PERSONAL

- Resides in Puerto Plata, Dominican Republic.

**RYAN****FERNANDEZ****64**

HT: 6-0 WT: 200 B/T: R/R BIRTH DATE: June 11, 1998 ML SERVICE: 0.000

FULL NAME: Ryan Austin Fernandez

BORN: Tampa, Florida

OPENING DAY AGE: 25 (Turns 26 on June 11)

BECAME A CARDINAL: Selected from the Boston Red Sox in the Major League Rule 5 Draft, December 6, 2023

CONTRACT STATUS: Signed through 2024

RIGHT-HANDED PITCHER **COMPLETE RECORD**

Year	Team	W-L	ERA	G	GS	CG	GF	SHO	SV	IP	H	R	ER	HR	HBP	BB	IBB	SO	WP	BK	BA
2018	GCL Red Sox	1-1	3.46	10	7	0	0	0	0	26.0	28	10	10	3	0	6	0	31	0	0	.269
2019	Lowell	4-1	2.49	17	1	0	8	0	4	43.1	30	15	12	2	0	11	0	38	1	0	.188
2020	DID NOT PLAY -- NO MILB SEASON																				
2021	Greenville	1-0	4.32	7	0	0	0	0	0	16.2	13	8	8	3	2	5	0	18	1	0	.213
	Salem	3-1	1.50	17	0	0	10	0	2	36.0	33	10	6	0	0	9	0	42	2	0	.239
2022	Portland	1-1	4.97	10	0	0	7	0	3	12.2	12	9	7	3	0	2	0	16	0	0	.240
	Greenville	1-2	4.00	25	0	0	24	0	7	27.0	28	13	12	3	0	9	0	40	0	0	.262
2023	Worcester	3-3	6.16	26	0	0	8	0	0	30.2	38	23	21	7	0	10	0	35	0	0	.302
	Portland	2-1	1.77	14	0	0	9	0	1	20.1	14	5	4	1	0	8	0	26	0	1	.192
	Salem	1-0	0.00	2	0	0	0	0	0	3.1	1	0	0	0	0	0	0	6	0	0	.100
MINOR TOTALS		17-10	3.33	128	8	0	66	0	17	216.0	197	93	80	22	2	60	0	252	4	1	.238

CAREER NOTES

- Originally drafted by the Boston Red Sox in 2018; was selected by the Cardinals in the 2023 Rule 5 Draft.
- Was one of 11 prospects invited to the Red Sox rookie development program in January 2023.
- Increased fastball velocity into the high 90s over the 2021-22 seasons and also throws a slider and a hard cutter, which he misinterpreted as a slider during college.
- Established single-season career highs in appearances, innings pitched, and strikeouts in 2023. Averages 10.5 strikeouts/9 IP over his 128 career minor league appearances covering 216.0 innings pitched.
- Ranked T-2nd among Red Sox minor league pitchers with 10 saves (13 opportunities) during the 2022 season.
- Red Sox Minor League Pitcher of the Month for June 2022.

AWARDS & HONORS

Red Sox Minor League Pitcher of the Month
2022: Greenville (A) - June

- Was on the 7-day minor league injured list twice in 2022 with right elbow inflammation (8/3-13 & 8/16-9/22); and began the 2023 season with a right shoulder impingement (4/6-24).
- Did not pitch during the 2020 COVID-19 shortened season while in the Red Sox minor league system.
- Made one appearance in the 2019 New York-Penn League playoffs for Lowell (R) tossing 2.0 scoreless innings with three strikeouts. Lowell finished runner-up to Brooklyn in the league championship (2-1).

CAREER TRANSACTIONS

- Selected by the Boston Red Sox in the 23rd round (700th overall) of the June, 2018 First-Year Player Draft.
- Selected by the St. Louis Cardinals off the Boston Red Sox roster in the Major League portion of the Rule 5 Draft, December 6, 2023.

2023

- Pitched at three levels during the season beginning at Salem (High-A) on a rehab assignment, before joining Portland (AA) on Apr. 24 and completing the season at Worcester (AAA).
- Posted single-season highs for appearances (42), innings pitched (54.1), strikeouts (67) and home runs allowed (8).
- Made the majority of his appearances in Triple-A with 26-of-42.
- Was promoted to Portland on April 26 and Worcester on June 18.
- Ran off a season-high six consecutive scoreless appearances (6/8-25) covering 8.0 innings pitched.
- Pitched a season-high 2.1 innings vs. Lynchburg (4/22) and struck out a season-high five batters over 2.0 innings at Gwinnett (9/10).
- Made 14 appearances of four outs or more, nine of them scoreless.

BACKGROUND/PERSONAL

- Became a fan-favorite with a signature mustache which started out as a Spring Training joke that he owned into his time in Red Sox minor league organization.
- Originally selected by the Boston Red Sox in the 23rd round (700th overall) of the 2018 MLB Draft.
- Played college baseball at Hillsborough (FL) Community College.
- Graduated from Braulio Alonso (FL) High School, the same high school with produced first round draft picks, Tigers' RHP Alex Faedo and Marlins RHP, the late-Jose Fernandez.
- Resides in Tampa, Florida.



Right-handed reliever Ryan Fernandez makes his Spring debut as a member of the Cardinals in the Spring Training opener, February 24, 2024 at Roger Dean Chevrolet Stadium.



GIOVANNY GALLEGOS

65

HT: 6-2 WT: 205 B/T: R/R BIRTH DATE: August 14, 1991 ML SERVICE: 5.085

(GUY-ay-gohse)

FULL NAME: Giovanni Gallegos

BORN: Ciudad Obregón, Sonora, Mexico

OPENING DAY AGE: 32 (Turns 33 on August 14)

BECAME A CARDINAL: Acquired from the New York Yankees with LHP Chasen Shreve in exchange for 1B Luke Voit and International Cap Space, July 28, 2018

CONTRACT STATUS: Signed through 2024 with a club option for 2025

MLB DEBUT: May 12, 2017 vs. Houston

RIGHT-HANDED PITCHER

COMPLETE RECORD

Year	Team	W-L	ERA	G	GS	CG	GF	SHO	SV	IP	H	R	ER	HR	HBP	BB	IBB	SO	WP	BK	BA
2012	GCL Yankees	0-1	1.67	12	4	0	0	0	0	27.0	20	7	5	1	2	2	0	22	0	1	.206
2013	Staten Island	2-8+	4.27	16	+16	0	0	0	0	65.1	71	32	31	+9	5	14	0	43	3	1	.278
2014	Charleston	5-5	4.57	29	6	0	6	0	1	88.2	108	56	45	8	3	19	1	91	6	0	.298
2015	Scranton/W-B	0-0	0.00	2	0	0	0	0	0	3.0	2	0	0	0	0	0	0	3	0	0	.182
	Trenton	0-0	5.40	3	0	0	0	0	0	6.2	7	4	4	0	0	2	0	7	0	1	.259
	Tampa	3-1	1.35	30	0	0	17	0	5	53.1	32	11	8	2	2	7	0	54	2	1	.172
2016	Scranton/W-B	5-1	1.40	25	0	0	7	0	2	45.0	28	7	7	4	1	10	1	53	4	1	.178
	Trenton	2-1	1.09	17	0	0	10	0	2	33.0	20	6	4	1	0	7	0	53	1	0	.171
2017	New York (AL)	0-1	4.87	16	0	0	7	0	0	20.1	21	12	11	3	0	5	1	22	1	1	.263
	Scranton/W-B	4-2	2.08	28	0	0	14	0	5	43.1	28	12	10	4	1	11	0	69	5	0	.179
2018	New York (AL)	0-0	4.50	4	0	0	2	0	1	10.0	10	5	5	2	0	3	0	10	0	0	.278
	ST. LOUIS	0-0	0.00	2	0	0	2	0	0	1.1	1	0	0	0	0	0	0	2	0	0	.200
	Scranton/W-B	2-1	3.90	17	0	0	7	0	2	27.2	24	13	12	1	1	7	2	41	1	0	.231
	Memphis	0-0	0.54	13	0	0	5	0	1	16.2	7	1	1	0	0	3	0	16	1	0	.130
2019	ST. LOUIS	3-2	2.31	66	0	0	10	0	1	74.0	44	19	19	9	3	16	2	93	3	1	.170
	Memphis	0-0	0.00	1	0	0	1	0	0	1.0	0	0	0	0	0	0	0	1	0	0	.000
2020	ST. LOUIS	2-2	3.60	16	0	0	7	0	4	15.0	9	6	6	1	0	4	0	21	1	0	.170
2021	ST. LOUIS	6-5	3.02	73	0	0	20	0	14	80.1	51	28	27	6	6	20	2	95	4	0	.183
2022	ST. LOUIS	3-6	3.05	57	0	0	30	0	14	59.0	42	23	20	6	0	18	1	73	2	1	.197
2023	ST. LOUIS	2-4	4.42	56	0	0	16	0	10	55.0	54	28	27	11	0	12	0	59	3	1	.252
MINOR TOTALS		23-20	2.78	193	26	0	67	0	18	410.2	347	149	127	30	15	82	4	453	23	5	.227
ST. LOUIS TOTALS		16-19	3.13	270	0	0	85	0	43	284.2	201	104	99	33	9	70	5	343	13	3	.197
MAJOR TOTALS		16-20	3.29	290	0	0	94	0	44	315.0	232	121	115	38	9	78	6	375	14	4	.204

*Led League

+ Tied for League Lead

Note: Major League Uniform Numbers Worn: 30 (2017), 50 (2017), 61 (2018), 65 (2018-present).

WILD CARD RECORD

Year	Team	W-L	ERA	G	GS	CG	GF	SHO	SV	IP	H	R	ER	HR	HBP	BB	IBB	SO	WP	BK	BA
2020	STL at SD	1-0	9.00	2	0	0	0	0	0	2.0	3	2	2	2	0	1	0	3	0	0	.333
2021	STL at LAD	0-0	0.00	1	0	0	0	0	0	1.0	1	0	0	0	0	0	0	2	0	0	.250
2022	STL vs. PHI	0-0	0.00	2	0	0	0	0	0	2.1	0	0	0	0	0	1	0	1	0	0	.000
W.C. TOTALS		1-0	3.38	5	0	0	0	0	0	5.1	4	2	2	2	0	2	0	6	0	0	.200



DIVISION SERIES RECORD

Year Team	W-L	ERA	G	GS	CG	GF	SHO	SV	IP	H	R	ER	HR	HBP	BB	IBB	SO	WP	BK	BA
2019 STL vs. ATL	0-0	0.00	3	0	0	0	0	0	2.0	1	0	0	0	0	2	0	3	0	0	.143

LEAGUE CHAMPIONSHIP SERIES RECORD

Year Team	W-L	ERA	G	GS	CG	GF	SHO	SV	IP	H	R	ER	HR	HBP	BB	IBB	SO	WP	BK	BA
2019 STL vs. WSH	0-0	3.86	2	0	0	0	0	0	2.1	2	1	1	0	0	1	0	3	0	0	.222

WORLD BASEBALL CLASSIC RECORD

Year Team	W-L	ERA	G	GS	CG	GF	SHO	SV	IP	H	R	ER	HR	HBP	BB	IBB	SO	WP	BK	BA
2017 Mexico	0-0	4.50	1	0	0	0	0	0	2.0	4	1	1	1	0	0	0	1	0	0	.375
2023 Mexico	0-1	6.00	4	0	0	3	0	2	3.0	5	2	2	0	0	1	0	3	0	0	.385
WBC TOTALS	0-1	5.40	5	0	0	3	0	2	5.0	9	3	3	1	0	1	0	4	0	0	.409

REGULAR SEASON FIELDING RECORD

Position	PCT	G	PO	A	E	TC	DP
Pitcher	.949	290	13	24	2	39	1

REGULAR SEASON BATTING RECORD

Year Team	AVG	G	AB	R	H	2B	3B	HR	RBI	SH	SF	HBP	BB	IBB	SO	SB	CS	GDP	SLG	OBP	E
MAJOR TOTALS	.000	177	3	0	0	0	0	0	0	0	0	0	0	0	1	0	0	0	.000	.000	2

CAREER TRANSACTIONS

- Signed by the New York Yankees as a non-drafted free agent, January 6, 2011.
- Acquired by the St. Louis Cardinals along with LHP Chasen Shreve from the New York Yankees in exchange for 1B Luke Voit and International Cap Space, July 28, 2018.
- On St. Louis injured list, July 18 - 27, 2020.
- On St. Louis injured list (strained right groin), September 11-20, 2020.
- On St. Louis injured list (right shoulder rotator cuff tendinitis), September 18, 2023-end of season.

2023 SEASON HIGHS

Most IP: 2.0, twice. Last: 7/30 vs. Chicago Cubs
Most Strikeouts: 3, twice. Last: 7/2 vs. New York Yankees
Most Walks: 1, 12x. Last: 9/8 at Cincinnati
Most Runs Allowed: 5, 6/28 vs. Houston
Most ER Allowed: 5, 6/28 vs. Houston
Most Hits Allowed: 4, twice. Last: 8/28 vs. Houston
Most HRs Allowed: 2, 4x. Last: 8/26 at Philadelphia
Longest Winning Streak: 1 game, twice
Longest Losing Streak: 4 games, 5/3-6/28
Longest Scoreless Streak: 10.1 IP, 7/17-8/9
Pitches Thrown: 36, 5/17 vs. Milwaukee

CAREER HIGHS

Most IP: 3.0, three times. Last: 7/9/18 [2] at Baltimore
Most Strikeouts: 6, 6/27/18 at Philadelphia
Most Walks: 3, 3x. Last: 10/3/22 at Pittsburgh
Most Runs Allowed: 5, 6/28/23 vs. Houston
Most ER Allowed: 5, 6/28/23 vs. Houston
Most Hits Allowed: 5, 5/17/17 at Kansas City
Most HRs Allowed: 2, 4x. Last: 8/26/23 at Philadelphia
Longest Scoreless Streak: 18.1 IP, 7/5-8/18/19
Pitches Thrown: 48, 6/27/18 at Philadelphia

**CAREER NOTES**

- Pitched for Team Mexico in the 2017 and 2023 World Baseball Classics.
- Recipient of the 2023 Premio Nacional del Deporte medal as a member of Team Mexico of the World Baseball Classic. Was presented his medal by Mexico's president, Andres Manuel Lopez Obrador.
- Signed a two-year deal (2023-24) with club option for 2025 season on October 3, 2022.
- Has struck out 321 batters in his 270 outings with St. Louis, the 3rd-highest total by a Cardinals reliever in his first 270 games with the franchise behind Trevor Rosenthal (379), and Al Hrabosky (351).
- Has made 268 relief appearances since 2019, 12th-most in MLB and the most by a pitcher exclusively for one team.
- Has converted double-digit saves in three straight seasons (14 in 2021, 14 in 2022, and 10 in 2023), becoming the first Cardinal to do so since Trevor Rosenthal (2014-17).
- Sports the 5th-lowest WHIP in Major League Baseball (0.95) since being acquired by the Cardinals at the 2018 MLB trade deadline (July 28, 2018), trailing Jacob deGrom (0.84), Liam Hendricks (0.88), Justin Verlander (0.92), and Yusmeiro Petit (0.94).
- Since his acquisition, leads all Cardinals pitchers in saves (43), holds (76), strikeouts/9 IP (10.84), WHIP (0.95), and baserunners/9 IP (8.85).
- Owns three of the Top-12 single-season marks for WHIP by a Cardinals relief pitcher (0.81 in 2019; 0.87 in 2020; 0.88 in 2021).
- Ranks 6th in MLB in inherited runner score percentage since 2019, stranding 74.4% (117 IR/30 scored).
- In 2019, limited opponents to 7.66 BR/9 IP, leading all National League relief pitchers and ranking as the 5th-lowest in Cardinals history.
- Pitched for the Cardinals in their 2019 Mexico Series vs. Cincinnati (April 14) at Estadio de Béisbol Monterrey in his home country. Surrendered a homer to Yasiel Puig and then struck out Eugenio Suárez for his lone two batters faced.
- Shares the all-time Major League lead in appearances (5) in the Wild Card Game/Series with Jake Diekman (TB/OAK).
- Leads the Cardinals with 10 postseason pitching appearances since 2019 (1-0, 2.79 ERA, 9.2 IP, 12 K).
- Was the winning pitcher in the Cardinals most recent playoff win, Game 1 of the 2020 Wild Card Series at San Diego.
- Has been a part of two Triple-A Championship teams with Memphis (2018) and Scranton Wilkes-Barre (2016).
- Sent the Memphis Redbirds to the 2018 Pacific Coast League Championship on a two-strike walk-off single in the 10th inning vs. Oklahoma City (9/9) in only his second career professional plate appearance.

AWARDS & HONORS**Triple-A Nationals Championship**

2018: Memphis (AAA)

2016: Scranton Wilkes-Barre (AAA)

Pacific Coast League Championship

2018: Memphis (AAA)

International League Championship

2016: Scranton Wilkes-Barre (AAA)

CAREER MILESTONES**Major League Debut**

May 12, 2017 vs. Houston

First Major League Win

April 11, 2019 vs. Los Angeles Dodgers

First Major League Save

July 9, 2018 at Baltimore (Game 2)

First Major League StrikeoutMay 14, 2017 vs. Houston (Game 2)
(2nd inning, Brian McCann, swinging)**CAREER APPEARANCES BY CARDINALS**

Cardinals Rank	Seasons	W-L	SV	G
1. Jesse Haines	1920-37	210-158	10	554
2. Bob Gibson	1959-75	251-174	6	528
3. Adam Wainwright	2005-23	200-128	3	478
4. Bill Sherdel	1918-32	153-131	25	465
5. Bob Forsch	1974-88	163-127	3	455
6. Al Brazley	1943-54	97-64	60	441
7. Jason Isringhausen	2002-08	17-20	217	401
8. Bill Doak	1913-29	144-136	13	376
9. Todd Worrell	1985-92	33-33	129	348
10. Lindy McDaniel	1955-62	66-54	64	336
11. Larry Jackson	1955-62	101-86	20	330
12. Al Hrabosky	1970-77	40-20	59	329
13. Trevor Rosenthal	2012-17	11-24	121	328
14. Ken Dayley	1984-90	23-28	39	327
15. Slim Sallee	1908-16	106-107	26	317
16. Jason Motte	2008-14	18-13	54	311
17. Gerry Staley	1947-54	89-76	18	301
18. Steve Kline	2001-04	12-11	21	300
19. Harry Brecheen	1940-52	128-79	17	292
20. Ryan Franklin	2007-11	21-19	84	285
21. Ted Wilks	1944-51	51-20	29	282
22. Max Lanier	1938-51	101-69	12	277
23. Carlos Martínez	2013-21	62-52	31	274
24. Dizzy Dean	1930-37	134-75	30	273
25. Giovanni Gallegos	2018-23	16-19	43	270

2023

NL Ranks: Holds (20, 13th), Blown Saves (6, T-7th), Inherited Runners Who Scored (13, T-6th)

- Ranked among team leaders in holds (1st), saves (10, 2nd), games (56, 3rd), blown saves (1st), inherited runners (29, 3rd), games finished (16, T-3rd), and strikeouts (59, T-7th)
- Forty-two of his 56 outings were scoreless.
- Converted double-digit saves for the third consecutive season (14 in 2021, 14 in 2022, 10 in 2023), becoming the first Cardinal since Trevor Rosenthal (2014-17) to do so.
- Fanned multiple batters in 17 appearances, including three twice (5/17 vs. Milwaukee and 7/2 vs. Yankees).
- Limited opposing right-handed batters to a .220/.254/.441 slashline with a .695 OPS.
- Pitched on consecutive days 10 times.
- Allowed team-leading 11 home runs, a new career-high, T-4th among NL relievers and most by a Cardinals reliever since Andrew Miller (11 in 2019).
- Yielded multiple home runs in four appearances, a Cardinals franchise record for a relief pitcher in a single season.
- Began his season 1-0 with a 1.00 ERA (1 ER/9.0 IP), one save, and 11 strikeouts in nine April games.
- Was 1-0 with a 0.68 ERA (1 ER/13.1 IP), one save, and 15 strikeouts in 12 games in July.
- Missed the final 13 games due to season-ending right shoulder rotator cuff tendinitis.

BACKGROUND/PERSONAL

- Originally signed as a non-drafted free agent by the New York Yankees, January 6, 2011.
- Resides in Ciudad Obregón, Sonora, Mexico.

LOWEST SINGLE-SEASON WHIP BY CARDINALS RELIEF PITCHERS

Rank		WHIP	IP	Year
1.	Ryan Helsley	0.74	64.2	2022
2.	Pat Neshek	0.79	67.1	2014
3.	Harry Brecheen	0.80	49.0	1943
	Dick Hughes	0.80	45.0	1968
5.	Giovanny Gallegos	0.81	74.0	2019
6.	Kiko Calero	0.82	45.1	2004
6.	Ricky Horton	0.84	41.2	1986
8.	Mike Timlin	0.85	56.2	2002
9.	Lindy McDaniel	0.86	104.1	1960
10.	Giovanny Gallegos	0.87	*15.0	2020

ALL-TIME MAJOR LEAGUE LEADERS WILD CARD SERIES APPEARANCES

MLB Rank	App	Team(s)	Seasons	
1.	Giovanny Gallegos	5	STL	2020-22
	Jake Diekman	5	OAK/TB	2019-20
3.	Yimi Garcia	4	MIA/TOR	2020-22
	Liam Hendriks	4	OAK	2018-20
	Pierce Johnson	4	SD	2020-22
	Trevor May	4	MIN/NYM	2020-22
	Mark Melancon	4	PIT/ATL	2014-20
	Emilio Pagan	4	SD	2019-20
	Drew Pomeranz	4	MIL/SD	2019-20
	David Robertson	4	NY/PHI/MIA	2017-23
	Aroldis Chapman	4	NY/TEX	2017-23
	Chad Green	4	NY/TOR	2017-23



Right-handed reliever Giovanny Gallegos pitches 2.0 scoreless innings in a 3-0 win over the Chicago Cubs, July 30, 2023 at Busch Stadium.



ARQUÍMEDES GAMBOA

99

HT: 6-0 WT: 190 B/T: S/R BIRTH DATE: September 23, 1997 ML SERVICE: 0.000

(ahr-KEE-meh-dez gam-BOH-uh)

FULL NAME: Arquímedes Jose Gamboa

BORN: Guiria, Venezuela

OPENING DAY AGE: 26 (Turns 27 on September 23)

BECAME A CARDINAL: Signed as a minor league free-agent, February 3, 2023

CONTRACT STATUS: Signed through 2024

INFILDER (NON-ROSTER)

COMPLETE RECORD

Year	Team	AVG	G	AB	R	H	2B	3B	HR	RBI	SH	SF	HBP	BB	IBB	SO	SB	CS	GDP	SLG	OBP	E
2015	GCL Phillies	.189	50	190	23	36	7	3	0	16	0	0	1	15	1	50	8	2	3	.258	.252	9
2016	Williamsport	.200	35	130	15	26	6	0	2	15	5	2	1	9	0	28	5	1	1	.292	.254	16
2017	Lakewood	.261	79	307	44	80	12	3	6	29	5	5	0	*33	0	52	8	0	4	.378	.328	14
2018	Clearwater	.214	*114	*434	49	93	14	4	2	37	3	3	4	*53	0	111	6	4	6	.279	.304	12
2019	Reading	.188	113	356	35	67	10	5	3	28	4	1	1	59	0	112	21	8	5	.270	.305	9
2020	DID NOT PLAY -- NO MLB SEASON																					
2021	Reading	.230	68	230	33	53	12	0	8	26	0	1	0	40	0	69	6	0	3	.387	.343	6
	Lehigh Valley	.234	36	94	16	22	3	1	2	9	0	0	1	16	0	24	4	1	1	.351	.351	5
2022	Sacramento	.239	82	255	28	61	12	2	4	29	2	1	1	37	-	69	7	1	4	.349	.337	13
2023	Springfield	.243	133	448	86	109	18	5	9	70	0	3	5	*89	1	136	25	4	4	.366	.372	18
MINOR TOTALS		.224	710	2444	329	547	94	23	36	259	19	16	14	351	2	651	90	21	31	.325	.323	102

*Led League

CAREER NOTES

- Signed as a minor league free-agent with the San Francisco Giants on 12/1/22 with an invitation to Spring Training and hit three home runs with five runs scored in nine games.
- Matched a career high with four RBI on 5/13/22 with Triple-A Sacramento, coming a triple shy of the cycle while going 3-for-4 with a walk and two runs scored at El Paso.
- Played in 22 games for the Navegantes del Magallanes of the Venezuelan Winter League in 2022, going 12-for-69 (.174) with two doubles, two home runs, 13 RBI, 15 runs scored and a stolen base.
- Hit a career-high 10 home runs combined in 2021 between Double-A Reading (8) and Triple-A Lehigh Valley (2).
- Made his Triple-A debut with Lehigh Valley on 8/6/21 and went 3-for-4 with a double, a walk and two runs scored vs. Buffalo.
- Had a team-high, 22-game on-base streak with Reading from July 9-August 1, 2021, hitting .333 (26-78) with a .453 on-base pct. and 1.004 OPS during that stretch.
- Rated as the No. 26 prospect in the Phillies organization entering the 2019 season.
- Was one of three players in the 2019 Eastern League with at least 20 stolen bases and 50 walks.
- Began the 2018 season rated as the No. 20 prospect in the Phillies organization.
- Named a 2018 Florida State League Mid-Season All-Star and started the FSL All-Star Game at shortstop.
- Played in a team-high 114 games in 2018 for High-A Clearwater and led the club with 434 at-bats and 53 walks.
- Played for the Scottsdale Scorpions in the 2018 Arizona Fall League, going 11-for-59 (.186) with two doubles, three RBI, four runs scored, two stolen bases and a .319 on-base pct.
- Led Single-A Lakewood with 33 walks in 2017.
- Finished the 2017 season on a 14-game hitting streak, batting .418 (23-55) with two doubles a triple, four home runs, 12 RBI nine runs scored, three stolen bases and a 1.168 OPS during the streak.
- Notched a career-high four hits on 7/18/16 while with Short-A Williamsport when he went 4-for-5 with two runs scored vs. West Virginia.
- Went 2-for-5 with a season-high-tying three RBI in his second professional game that included his first career double and run scored on 6/23/15 for the GCL Phillies vs. the GCL Yankees 1.



2023

- Spent the entire season at Double-A Springfield; led the Texas League with 89 walks and was T4th with 86 runs scored.
- Set career highs in games played (133), at-bats (448), hits (109), doubles (18), RBI (70), walks (89), stolen bases (25), batting average (.243), on-base pct. (.372), OPS (.738) and hit by pitch (5).
- Led all Cardinals minor leaguers with 89 walks, ranked T4th with five triples, T4th with 86 runs scored, T5th with 25 stolen bases and eighth with 70 RBI.
- Appeared in all three games of Springfield's best-of-three playoff series vs. Arkansas; had a double, a walk, a stolen base and a run scored in a Game 2 victory on 9/21.
- Began the season with five multi-hit performances in his first 11 games to lead the club with 14 hits, 11 runs scored (T2nd in Texas League), seven walks and a .429 on-base pct. through 4/19.
- Smacked a season-high two doubles on 4/16 at Arkansas in the second game of a doubleheader, going 3-for-4 with two RBI and a run scored.
- Notched a career-high five RBI on 4/29 at Wichita, going 3-for-5 with a home run, three runs scored and two stolen bases.

AWARDS & HONORS

Florida State League Mid-Season All-Star 2018: Clearwater (High-A)

- Scored a run in a team-high nine consecutive games from 4/23-5/3 while hitting .333 (13-39) with two doubles, four home runs, 11 RBI, 12 runs scored, three stolen bases and a 1.105 OPS in that span.
- Reached base safely in 16 of his final 17 games from 8/29 through the end of the season, tying for the team lead with 14 walks in that span while hitting .305 (18-59) with two doubles, a triple, 10 RBI, 11 runs scored, seven stolen bases and a .438 on-base pct. during that stretch.

BACKGROUND/PERSONAL

- Originally signed as an International free-agent by the Philadelphia Phillies on 7/17/2014.
- Resides in Guiria, Venezuela.

CAREER TRANSACTIONS

- Signed by the Philadelphia Phillies as an International free-agent, July 17, 2014.
- Signed by the San Francisco Giants as a minor league free-agent, December 1, 2021
- Signed by the St. Louis Cardinals as a minor league free-agent, February 3, 2023



KYLE GIBSON

44

HT: 6-6 WT: 200 B/T: R/R BIRTH DATE: October 23, 1987 ML SERVICE: 10.039

FULL NAME: Kyle Benjamin Gibson

BORN: Greenfield, Indiana

OPENING DAY AGE: 36

BECAME A CARDINAL: Signed as a free agent, November 21, 2023

CONTRACT STATUS: Signed through 2024 with a club option for 2025

MLB DEBUT: June 29, 2013 vs. Kansas City

RIGHT-HANDED PITCHER

COMPLETE RECORD

Year	Team	W-L	ERA	G	GS	CG	GF	SHO	SV	IP	H	R	ER	HR	HBP	BB	IBB	SO	WP	BK	BA
2010	Rochester	0-0	1.72	3	3	0	0	0	0	15.2	12	5	3	0	1	5	0	9	1	0	.214
	New Britain	7-5	3.68	16	16	1	0	0	0	93.0	91	39	38	5	4	22	0	77	3	0	.259
	Fort Myers	4-1	1.87	7	7	1	0	1	0	43.1	33	11	9	2	2	12	0	40	2	0	.213
2011	Rochester	3-8	4.81	18	18	0	0	0	0	95.1	109	57	51	11	1	27	1	91	5	0	.282
	Rochester	0-2	9.45	2	2	0	0	0	0	6.2	11	7	7	1	0	1	0	10	0	0	.367
2012	Fort Myers	0-0	2.57	2	2	0	0	0	0	7.0	6	2	2	1	1	1	0	7	0	0	.167
	GCL Twins	0-0	2.45	9	7	0	0	0	0	14.2	9	4	4	1	0	4	0	16	1	0	.231
	Rochester	7-5	2.92	17	17	2	0	2	0	101.2	85	36	33	5	0	33	0	87	3	0	.227
2013	Minnesota	2-4	6.53	10	10	0	0	0	0	51.0	69	38	37	7	5	20	0	29	4	0	.327
	Minnesota	13-12	4.47	31	31	0	0	0	0	179.1	178	91	89	12	2	57	0	107	11	0	.258
2014	Minnesota	13-12	4.47	31	31	0	0	0	0	179.1	178	91	89	12	2	57	0	107	11	0	.258
2015	Minnesota	11-11	3.84	32	32	1	0	0	0	194.2	186	88	83	18	7	65	6	145	7	0	.252
2016	Rochester#	1-0	1.50	1	1	0	0	0	0	6.0	7	2	1	0	0	3	0	2	0	0	.292
	Fort Myers#	0-0	0.96	2	2	0	0	0	0	9.1	9	1	1	0	0	1	0	8	1	0	.273
	Minnesota	6-11	5.07	25	25	1	0	0	0	147.1	175	89	83	20	4	55	3	104	9	0	.298
2017	Rochester	1-2	2.08	3	3	0	0	0	0	17.1	13	4	4	1	0	5	0	23	0	0	.206
	Minnesota	12-10	5.07	29	29	0	0	0	0	158.0	182	93	89	24	6	60	0	121	4	0	.292
2018	Minnesota	10-13	3.62	32	32	0	0	0	0	196.2	177	88	79	23	4	79	2	179	8	0	.241
2019	Minnesota	13-7	4.84	34	29	0	0	0	0	160.0	175	99	86	23	7	56	0	160	8	0	.275
2020	Texas	2-6	5.35	12	12	1	0	+1	0	67.1	73	44	40	12	6	30	1	58	1	0	.275
2021	Texas	6-3	2.87	19	19	0	0	0	0	113.0	92	38	36	9	5	41	0	94	2	0	.224
	Philadelphia	4-6	5.09	12	11	0	0	0	0	69.0	66	40	39	8	3	23	2	61	0	1	.250
2022	Philadelphia	10-8	5.05	31	31	0	0	0	0	167.2	176	98	94	24	9	48	0	144	4	0	.268
2023	Baltimore	15-9	4.73	33	+33	0	0	0	0	192.0	*198	101	101	23	6	55	0	157	8	0	.270
MINOR TOTALS		23-23	3.36	80	78	4	0	3	0	410.0	385	168	153	27	9	114	1	370	16	0	.248
A.L. TOTALS		90-86	4.46	257	252	3	0	1	0	1459.1	1505	769	723	171	52	518	12	1154	62	0	.267
N.L. TOTALS		14-14	5.06	43	42	0	0	0	0	236.2	242	138	133	32	12	71	2	205	4	1	.263
MAJOR TOTALS		104-100	4.54	300	294	3	0	1	0	1696.0	1747	907	856	203	64	589	14	1359	66	1	.267

* Led League +Tied for League Lead # Injury Rehabilitation Assignment

Note: Major League Uniform Numbers Worn: 44 (2013-22, 2024), 48 (2023)



DIVISION SERIES RECORD

Year Team	W-L	ERA	G	GS	CG	GF	SHO	SV	IP	H	R	ER	HR	HBP	BB	IBB	SO	WP	BK	BA
2019 MIN vs. NYY	0-0	27.00	1	0	0	0	0	0	1.0	1	3	3	0	0	3	0	1	0	0	.250
2023 BAL vs. TEX	0-0	9.00	1	0	0	0	0	0	3.0	1	1	1	1	0	1	0	1	0	0	.111
D.S. TOTALS	0-0	9.00	2	0	0	0	0	0	4.0	2	4	4	1	0	4	0	2	0	0	.154

LEAGUE CHAMPIONSHIP SERIES RECORD

Year Team	W-L	ERA	G	GS	CG	GF	SHO	SV	IP	H	R	ER	HR	HBP	BB	IBB	SO	WP	BK	BA
2022 PHI vs. SD	0-0	0.00	0	0	0	1	0	0	1.1	1	0	0	0	0	1	0	1	0	0	.200

WORLD SERIES RECORD

Year Team	W-L	ERA	G	GS	CG	GF	SHO	SV	IP	H	R	ER	HR	HBP	BB	IBB	SO	WP	BK	BA
2022 PHI vs. HOU	0-0	0.00	1	0	0	0	0	0	1.0	1	0	0	0	0	0	0	1	0	0	.250

REGULAR SEASON FIELDING RECORD

Position	PCT	G	PO	A	E	TC	DP
Pitcher	.984	300	149	209	6	364	22

REGULAR SEASON BATTING RECORD

Year Team	AVG	G	AB	R	H	2B	3B	HR	RBI	SH	SF	HBP	BB	IBB	SO	SB	CS	GDP	SLG	OBP	E
MAJOR TOTALS	.167	185	48	6	8	0	0	1	2	3	0	0	2	0	20	0	0	0	.229	.200	6

Home Runs: 9/24/21 vs. Pittsburgh (Miguel Yajure)

CAREER TRANSACTIONS

- Selected by the Philadelphia Phillies in the 36th round (1,087th overall) of the 2006 June, First-Year Player Draft, but did not sign.
- Selected by the Minnesota Twins in the first round (22nd overall) of the 2009 June, First-Year Player Draft.
- On Minnesota Twins Injured List (strained right shoulder), April 24 - June 9, 2016; included injury rehabilitation assignment to Fort Myers (A) and Rochester (AAA).
- On Minnesota Twins Injured List (ulcerative colitis), August 31 - September 9, 2019.
- Signed by the Texas Rangers as a free agent, December 6, 2019.
- On Texas Rangers Injured List (right groin strain), May 25 - June 3, 2021.
- Acquired by the Philadelphia Phillies along with RHP Ian Kennedy, RHP Hans Crouse and cash considerations in exchange for RHP Josh Gessner, RHP Kevin Gowdy and RHP Spencer Howard, July 30, 2021.
- On Philadelphia Phillies Restricted List (COVID-19 protocol travel restrictions), July 12-13, 2021.
- On Philadelphia Phillies Bereavement List, July 30 - August 3, 2021.
- Signed by the Baltimore Orioles as a free agent, December 3, 2022.
- Signed by the St. Louis Cardinals as a free agent, November 21, 2023.



2023 SEASON HIGHS

Most IP: 8.0, 8/24 vs. Toronto
Most Strikeouts: 11, twice. Last: 7/9 at Minnesota
Most Walks: 4, twice. Last: 7/4 at New York Yankees
Most Runs Allowed: 9, 8/11 at Seattle
Most Earned Runs Allowed: 9, 8/11 at Seattle
Most Hits Allowed: 12, 8/11 at Seattle
Most HRs Allowed: 3, twice. Last: 8/30 vs. Chicago White Sox
Longest Winning Streak: 4 games, twice. Last: 5/19-6/11
Longest Losing Streak: 3 games, twice. Last: 6/17-7/4
Longest Scoreless Streak: 15.0 innings, 5/19-30
Pitches Thrown: 104, twice. Last: 9/13 vs. St. Louis

CAREER HIGHS

Most IP: 9.0, twice. Last: 9/16/20 at Houston
Most Strikeouts: 11, 4x. Last: 7/9/23 at Minnesota
Most Walks: 8, 7/24/21 at Houston
Most Runs Allowed: 9, 8/11/23 at Seattle
Most Earned Runs Allowed: 9, 8/11/23 at Seattle
Most Hits Allowed: 12, 3x. Last: 8/11/23 at Seattle
Most HRs Allowed: 4, 7/2/22 vs. St. Louis
Longest Winning Streak: 7 games, 8/22/17-3/31/18
Longest Losing Streak: 6 games, 9/18/16-5/4/17
Longest Scoreless Streak: 22.0, 6/2-18/14
Complete Games: 3. Last: 9/16/20 at Houston
Low-Hit Complete Game: 4, 9/16/20 at Houston
Shutouts: 1, 9/16/20 at Houston
10+ Strikeout Games: 7. Last: 7/9/23 at Minnesota (11)
Last Relief Appearance: 8/11/21 vs. Los Angeles Dodgers
Pitches Thrown: 120, 7/26/18 at Boston

CAREER NOTES

- St. Louis area resident and University of Missouri Baseball alum signed with the Cardinals as a free agent, in November 2023, through 2024 with a club option for 2025. The Cardinals become his fifth Major League team starting the 12th year of his career.
- Since 2013, leads active Major League Baseball pitchers in ground into double plays with 205, which is 2nd-most among all active pitchers behind Zack Greinke (266), who has been pitching since 2004.
- Has career marks of 104-100, one of 17 active pitchers with 100 or more wins. Ranks 15th among active pitchers with his 104 wins.
- 2021 American League All-Star with Texas at Coors Field. Earned a Hold, pitching at scoreless 3rd inning in relief of current teammate Lance Lynn. One of three American League pitchers in that game acquired by the Cardinals this off-season along with Andrew Kittredge.
- Durable starting pitcher, has made 29 or more starts in eight of the last 10 seasons, the most by any MLB pitcher.
- Posted eight 10-win seasons since his MLB debut in 2013, tied for 4th-most among over that period trailing only Max Scherzer (10), Gerrit Cole (9) and Clayton Kershaw (9).
- One of four pitchers since 2014 to record 100 or more strikeouts in 9-of-10 season with Jacob deGrom, Clayton Kershaw and Max Scherzer.
- Has posted seven double-digit strikeout games with four career-high 11 strikeout performances, most recently at Minnesota on July 9, 2023. Four double-digit strikeout games have come in the last two seasons.
- Established career-highs with 196.2 innings and 179 strikeouts with Minnesota in 2018.
- Has two scoreless inning streaks of 20.0 innings or more (4/26-5/12/15 & 6/2-18/14) with a career-long 22.0 during his first full Major League season in 2014 with Minnesota, the 5th-longest in franchise history by a starting pitcher.

- Had his contract selected from Rochester (AAA) on June 25, 2013, and made his Major League debut four days later on June 29 vs. Kansas City. Became the third Twins pitcher to record a win in his first MLB start with at least five strikeouts joining Bert Blyleven (6/5/70 at WSH) and Darrell Jackson (6/16/78 vs. DET).
- Started Minnesota's Home Opener on April 5, 2015.
- Surpassed 1,000 career innings pitched vs. KC (6/14/19).
- While pitching for the Phillies, allowed four consecutive home runs to the St. Louis Cardinals on July 2, 2022 (Arenado, Gorman, Yenez, Carlson), establishing a Major League Baseball 1st inning record for consecutive home runs.
- Set the Rangers franchise record for most starts (16) to begin a season without a loss (6-0) in 2021.
- Hit his first Major League home run off Miguel Yajure vs. PIT (9/24/21), also was his first MLB extra base hit.
- Ranked 2nd in the American League with a 52.9% ground ball rate in 2020.
- Threw his first career shutout at HOU (9/16/20), a four-hitter with nine strikeouts.
- Has spent a total of 67 days on the Injured List over an 11-year career.
- Pitched for the United States in the 2011 Sirius XM Futures Game in Arizona.
- Started his career with High-A Fort Myers in 2010 and advanced all the way to Triple-A in his first full professional season.

Postseason

- Selected to five postseason rosters over his career, but has only made four postseason appearances, all since 2019. All four appearances have been in relief.
- Made one appearance in the 2022 World Series with Philadelphia vs. Houston (1/1) in Game 3, one of five pitchers who combined on a five-hit shutout.



2023

AL Ranks: Wins (15, T-3rd), Games Started (33, T-1st), Innings Pitched (192.0, 6th), Hits (198, 1st), Runs (101, 4th), Earned Runs (101, 2nd), HR/9 IP (1.08, 10th), GIDP (24, 1st), GIDP/9 IP (1.13, 1st), Ground Ball Pct (49.2, 4th).

- Pitched the entire season in his first and only stint with the Baltimore Orioles.
- Established career-highs in wins (15), games started (33), hits allowed (198), runs (101) and earned runs (101)
- Tied for the American League lead setting a career-high with 33 games started.
- Led the A.L. with 24 ground into double plays induced and a 1.13 GIDP/9 IP. Marked his 6th career season with 20 or more GIDP and first since 2018 with the Twins. Leads all active pitchers with six seasons of 20 or more GIDP.
- Recorded seven games with multiple ground into double plays with a season-high three at LAA (9/6).
- Posted two double-digit strikeout games, matching his career-high of 11 in both (4/22 vs. DET & 7/9 at MIN).
- Orioles were 5-0 in games which he struck out eight or more batters.
- Had two four-game win streaks (3/30-4/22 & 5/19-6/11).
- Issued one walk or less in 14-of-33 starts.

PERSONAL/BACKGROUND

- Graduated from Central (Ind) High School. Also attended Cathedral (Ind.) High School.
- Originally selected by the Philadelphia Phillies in the 36th round of the 2006 MLB Draft, but did not sign. Drafted in the first round (22nd overall) in 2009 by the Minnesota Twins out of the University of Missouri.
- Played college baseball at the University of Missouri where he was teammates with former Royals pitcher Aaron Crow.
- Set the Missouri single-season strikeout record with 131 in 2009.
- Named Baseball America Second Team All-American and First Team All- Big XII.
- Joins Mike Shannon and David Freese among notable Univ. of Missouri athletes to play for the Cardinals.
- Pitched for USA Baseball collegiate national team in 2008, leading the team with five wins.
- Pitched a 1-0 win over Japan in the Gold Medal game of the 2007 FISU World Championship game.
- Serves as the Vice President of Big League Impact, started by former Cardinals pitcher Adam Wainwright.
- Roberto Clemente Award nominee in 2019, 2022 and 2023.
- While with the Twins, was recipient of the 2017 Carl R. Pohlad Community Service Award, 2018 Charles O. Johnson Award for "Most Improved" and the Mike Augustin Media "Good Guy" Award.
- Married to Elizabeth, the couple has three daughters: Hayden, Rossilyn and Novilee, and a son Mills.
- Resides in Villa Ridge, Missouri.

AWARDS & HONORS

American League All-Star
2021: Texas

Roberto Clemente Award Nominee
2023: Baltimore
2022: Philadelphia
2019: Minnesota

Sirius XM Futures Game
2011: United States

MiLB.com Organization All-Star
2013: Minnesota
2011: Minnesota

Eastern League Mid-Season All-Star
2010: New Britain (AA)

Arizona Fall League Player of the Week
2012: Peoria - Oct. 17-23

Florida State League Player of the Week
2010: Fort Myers (A) - Apr. 27-May 3

CAREER MILESTONES

Major League Debut
June 29, 2013 vs. Kansas City

First Major League Win
June 29, 2013 vs. Kansas City

First Major League Strikeout
June 29, 2013 vs. Kansas City
(1st inning, swinging, Billy Butler)

100th Major League Win
August 5, 2023 vs. New York (NL)

500th Major League Strikeout
September 22, 2017 vs. Detroit
(5th inning, JaCoby Jones, looking)

1,000th Major League Strikeout
August 1, 2021 at Pittsburgh
(5th inning, Michael Perez, swinging)

First Major League Home Run (Batting)
September 24, 2021 vs. Pittsburgh
(3rd inning, solo, off Miguel Yajure)



PAUL GOLDSCHMIDT 46

HT: 6-2 WT: 225 B/T: R/R BIRTH DATE: September 10, 1987 ML SERVICE: 12.059

FULL NAME: Paul Edward Goldschmidt

BORN: Wilmington, Delaware

OPENING DAY AGE: 36 (Turns 37 on September 10)

BECAME A CARDINAL: Acquired from the Arizona Diamondbacks in exchange for C Carson Kelly, RHP Luke Weaver, INF Andy Young, and 2019 Cardinals Compensation Round B selection, Dec. 5, 2018

CONTRACT STATUS: Signed through 2024

MLB DEBUT: August 1, 2011 vs. San Francisco

FIRST BASEMAN

COMPLETE RECORD

Year	Team	AVG	G	AB	R	H	2B	3B	HR	RBI	SH	SF	HBP	BB	IBB	SO	SB	CS	GDP	SLG	OBP	E
2009	Missoula	.334	74	287	51	96	27	3	18	62	0	5	3	36	0	74	4	3	6	.638	.408	4
2010	Visalia	.314	138	525	102	165	42	3	35	108	0	9	8	57	0	161	5	1	9	.606	.384	13
2011	Mobile	.306	103	366	84	112	21	3	30	94	0	4	5	82	12	92	9	3	5	.626	.435	4
	Arizona	.250	48	156	28	39	9	1	8	26	0	1	0	20	0	53	4	0	4	.474	.333	0
2012	Arizona	.286	145	514	82	147	43	1	20	82	0	*9	4	60	4	130	18	3	9	.490	.359	7
2013	Arizona	.302	160	602	103	182	36	3	*36	*125	0	5	3	99	*19	145	15	7	25	*.551	.401	5
2014	Arizona	.300	109	406	75	122	39	1	19	69	0	3	2	64	10	110	9	3	10	.542	.396	7
2015	Arizona	.321	159	567	103	182	38	2	33	110	0	7	2	118	^29	151	21	5	16	.570	.435	5
2016	Arizona	.297	158	579	106	172	33	3	24	95	0	8	7	*110	15	150	32	5	14	.489	.411	4
2017	Arizona	.297	155	558	117	166	34	3	36	120	0	4	8	94	15	147	18	5	14	.563	.404	4
2018	Arizona	.290	158	593	95	172	35	5	33	83	0	0	6	90	11	173	7	4	7	.533	.389	6
2019	ST. LOUIS	.260	161	597	97	155	25	1	34	97	0	3	2	78	2	166	3	1	11	.476	.346	5
2020	ST. LOUIS	.304	58	191	31	58	13	0	6	21	0	1	1	37	0	43	1	0	4	.466	.417	1
2021	ST. LOUIS	.294	158	603	102	177	36	2	31	99	0	5	4	67	2	136	12	0	13	.514	.365	2
2022	ST. LOUIS	.317	151	561	106	178	41	0	35	115	0	4	5	79	1	141	7	0	7	*.578	.404	1
2023	ST. LOUIS	.268	154	593	89	159	31	0	25	80	0	3	3	87	6	161	11	2	12	.447	.363	2
MINOR TOTALS		.317	315	1178	237	373	90	9	83	264	0	18	16	175	12	327	18	7	20	.620	.407	38
ST. LOUIS TOTALS		.286	682	2545	425	727	146	3	131	412	0	16	15	348	11	647	34	3	47	.500	.373	11
MAJOR TOTALS		.293	1774	6520	1134	1909	413	22	340	1122	0	53	47	1003	114	1706	158	35	146	.519	.388	49

^ Led Majors *Led League

Note: Major League Uniform Numbers Worn: 44 (2011-18), 46 (2019-present)

WILD CARD SERIES RECORD

Year	Team	AVG	G	AB	R	H	2B	3B	HR	RBI	SH	SF	HBP	BB	IBB	SO	SB	CS	GDP	SLG	OBP	E
2017	ARI vs. COL	.400	1	5	1	2	0	0	1	3	0	0	0	0	0	1	0	0	0	1.000	.400	0
2020	STL at SD	.231	3	13	2	3	1	0	2	3	0	0	0	1	0	2	0	0	0	.769	.286	0
2021	STL at LAD	.333	1	3	0	1	0	0	0	0	0	0	0	2	0	1	0	0	0	.333	.600	0
2022	STL vs. PHI	.000	2	7	0	0	0	0	0	0	0	0	1	0	0	4	0	0	0	.000	.125	0
W.C. TOTALS		.214	7	28	3	6	1	0	3	6	0	0	1	3	0	8	0	0	0	.571	.313	0



DIVISION SERIES RECORD

Year Team	AVG	G	AB	R	H	2B	3B	HR	RBI	SH	SF	HBP	BB	IBB	SO	SB	CS	GDP	SLG	OBP	E
2011 ARI vs. MIL	.438	4	16	4	7	0	0	2	6	0	0	1	2	0	5	1	0	0	.813	.526	0
2017 ARI vs. LAD	.091	3	11	1	1	0	0	1	2	0	0	0	1	0	3	0	0	1	.364	.167	0
2019 STL vs. ATL	.429	5	21	5	9	4	0	2	2	0	0	0	2	1	2	0	0	0	.905	.478	0
D.S. TOTALS	.354	12	48	10	17	4	0	5	10	0	0	1	5	1	10	1	0	1	.750	.426	0

LEAGUE CHAMPIONSHIP SERIES RECORD

Year Team	AVG	G	AB	R	H	2B	3B	HR	RBI	SH	SF	HBP	BB	IBB	SO	SB	CS	GDP	SLG	OBP	E
2019 STL vs. WSH	.063	4	16	0	1	0	0	0	0	0	0	0	0	0	9	0	0	0	.063	.063	0

WORLD BASEBALL CLASSIC RECORD

Year Team	AVG	G	AB	R	H	2B	3B	HR	RBI	SH	SF	HBP	BB	IBB	SO	SB	CS	GDP	SLG	OBP	E
2017 United States	.077	5	13	2	1	0	0	0	0	0	0	0	3	0	3	0	0	0	.077	.250	0
2023 United States	.280	7	25	8	7	1	0	1	5	0	0	1	7	0	7	0	0	2	.440	.455	0
WBC TOTALS	.211	12	38	10	8	1	0	1	5	0	0	1	10	0	10	0	0	2	.316	.388	0

ALL-STAR RECORD

Year Team	AVG	G	AB	R	H	2B	3B	HR	RBI	SH	SF	HBP	BB	IBB	SO	SB	CS	GDP	SLG	OBP	E
2013 National	.500	1	2	0	1	1	0	0	0	0	0	0	0	0	0	0	0	0	1.000	.500	0
2014 National	.000	1	3	0	0	0	0	0	0	0	0	0	0	0	1	0	0	0	.000	.000	0
2015 National	.333	1	3	1	1	0	0	0	0	0	0	0	0	0	1	0	0	0	.333	.333	0
2016 National	.000	1	3	0	0	0	0	0	0	0	0	0	0	0	0	0	0	0	.000	.000	0
2017 National	.000	1	2	0	0	0	0	0	0	0	0	0	0	0	0	0	0	0	.000	.000	0
2018 National	.000	1	1	0	0	0	0	0	0	0	0	0	1	0	1	0	0	0	.000	.500	0
2022 National	1.000	1	1	1	1	0	0	1	1	0	0	0	0	0	0	0	0	0	4.000	1.000	0
ALL-STAR TOTALS	.200	7	15	2	3	1	0	1	1	0	0	0	1	0	3	0	0	0	.467	.250	0

REGULAR SEASON FIELDING RECORD

Position	PCT	G	PO	A	E	TC	DP
First Base	*.997	1,695	14,248	1,168	49	15,465	1,369

Note: Rawlings Gold Glove (4): 2013, 2015, 2017, 2021

Wilson Defensive Player of the Year (1): 2015

Baseball America Best Defensive National League First Baseman (5): 2015, 2016, 2017, 2018, 2021

Fielding Bible Award (4): 2013, 2015, 2017, 2021

* Highest in MLB history among all players at all positions combined (minimum 10,000 career total chances).

2013: Led Major League first basemen in total zone runs (13). Led National League first basemen in total chances (1,598) and putouts (1,494).

2015: Shared Major League lead among first basemen in defensive runs saved (14).

Led National League first basemen in total chances (1,506), putouts (1,378) and double plays (129).

2016: Led National League first basemen in total chances (1,498), putouts (1,378).

2017: Led Major League first basemen in total zone runs (14).

2018: Led Major League first basemen in double plays (131) and range factor/game (9.25).

Led National League first basemen in total chances (1,439), putouts (1,323), and range factor/9 innings (9.44).

2019: Rawlings National League Gold Glove award finalist.

Led Major League first basemen in games (159), total chances (1,372), and double plays (145).

Shared National League lead among first basemen in fielding percentage (.996).

2020: Rawlings National League Gold Glove award finalist.

Shared MLB lead among first basemen in fielding percentage (.998).

2021: Led Major League first basemen in defensive runs saved (10) and ultimate zone rating (3.5).

Shared MLB lead among first basemen in fielding percentage (.998). Led National League first basemen in double plays (111) and assists (105).

2022: Rawlings National League Gold Glove award finalist.

Led qualified Major League first basemen in fielding percentage (.999), fewest errors (1), and assists/9 (0.75).

Led National League first basemen in double plays (118).

2023: Led Major League first basemen in range factor/game (8.74).

**2023 SEASON HIGHS**

Most Hits: 4, twice. Last: 5/7 vs. Detroit
Most Runs: 4, 5/7 vs. Detroit
Most 2Bs: 2, five times. Last: 9/30 vs. Cincinnati
Most HRs: 3, 5/7 vs. Detroit
Most RBI: 4, twice. Last: 7/1 vs. New York Yankees
Most BBs: 3, four times. Last: 9/23 at San Diego
Most HBP: 1, three times. Last: 8/23 at Pittsburgh
Most SBs: 1, 11 times. Last: 9/15 vs. Philadelphia
Longest Hitting Streak: 6 games, 4/8-4/13

CAREER HIGHS

Most Hits: 4, 22 times. Last: 5/7/23 vs. Detroit
Most Runs: 5, 5/17/14 vs. Los Angeles Dodgers
Most 2Bs: 3, three times. Last: 6/6/18 at San Francisco
Most 3Bs: 1, 20 times. Last: 9/4/19 vs. San Francisco
Most HRs: 3, 3 times. Last: 5/7/23 vs. Detroit
Most RBI: 7, 9/13/19 vs. Milwaukee
Most BBs: 4, seven times. Last: 4/7/22 vs. Pittsburgh
Most HBP: 1, 47 times. Last: 8/23/23 at Pittsburgh
Most SBs: 3, 10/1/16 vs. San Diego
Longest Hitting Streak: 26 games, 9/10/13-4/4/14
Multi HR Games: 26. Last: 5/23/23 at Cincinnati
Pinch HR: 1, 8/11/11 vs. Houston (Mark Melancon)
Grand Slams: 7. Last: 5/23/22 vs. Toronto (Ryan Borucki)
Game Ending HR: 7. Last: 5/23/22 vs. Toronto (Ryan Borucki)
Extra Inning HR: 7. Last: 5/23/22 vs. Toronto (Ryan Borucki)

CAREER TRANSACTIONS

- Selected by Los Angeles Dodgers in the 49th round (1,453th overall) of the June, 2006 First-Year Player Draft, but did not sign.
- Selected by Arizona Diamondbacks in the 8th round (246th overall) of the June, 2009 First-Year Player Draft.
- On Arizona injured list (left hand fracture), August 2 - September 28, 2014.
- Acquired by the St. Louis Cardinals from the Arizona Diamondbacks in exchange for C Carson Kelly, RHP Luke Weaver, INF Andy Young, and 2019 Cardinals Compensation Round B selection (OF Dominic Fletcher), December 5, 2018.
- Signed five-year (2020-24) contract extension, March 23, 2019.
- On St. Louis restricted list, July 25-26, 2022.

CAREER NOTES

- The 2024 season marks Goldschmidt's 6th in the Cardinals organization. He spent his first 10 professional seasons with the Arizona Diamondbacks (2009-18).
- Signed a five-year contract extension through the 2024 season on March 23, 2019.
- Member of the 2017 Team USA World Baseball Classic Gold Medal winning team with Nolan Arenado. Also won the Silver Medal with Team USA in 2023 with Arenado, Adam Wainwright, and Miles Mikolas.
- Among all Major League players since 1974 with at least 750 career plate appearances against left-handed pitching, Goldy's career 1.025 OPS ranks 3rd all-time behind Frank Thomas (1.083) and Manny Ramirez (1.060).
- Since Goldschmidt's first full season in 2012, the top three leaders in Baseball Reference's WAR among position players include Mike Trout (84.8), Mookie Betts (64.6), and Paul Goldschmidt (61.3).
- Since 2012, has scored 75+ runs in 11 seasons (2012-19, 2021-23), most by any Major Leaguer.
- Since 2012, has 10 seasons of 80+ RBI (2012-13, 15-19, 2021-23), most by any Major Leaguer.
- Gifted his 2015 Louisville Slugger Silver Slugger award to Turner Ward, who is credited as a major career influencer for Goldschmidt. Ward served as a Diamondbacks hitting coach from 2013-15 and Mobile (AA) manager in 2011 when Goldschmidt earned Southern League MVP honors.

AWARDS & HONORS

World Baseball Classic Championship
2017: United States of America

National League Most Valuable Player
2022: St. Louis

All-MLB Team - First Base
2022: St. Louis

MLBPA Players Choice
National League Outstanding Player
2022: St. Louis

National League All-Star
2022: St. Louis (starter at 1B)
2018: Arizona (starter at DH)
2017: Arizona
2016: Arizona

2015: Arizona (starter at 1B)
2014: Arizona (starter at 1B)
2013: Arizona

Louisville Silver Slugger Award - First Base
2022: St. Louis
2018: Arizona
2017: Arizona
2015: Arizona
2013: Arizona



AWARDS & HONORS *(continued)*

Lou Gehrig Memorial Award

2023: St. Louis

Wilson Defensive Player of the Year - First Base

2015: Arizona

Rawlings National League Gold Glove Award - First Base

2021: St. Louis

2017: Arizona

2015: Arizona

2013: Arizona

Fielding Bible Award - First Base

2021: St. Louis

2017: Arizona

2015: Arizona

2013: Arizona

Sporting News All-Star Team - NL First Base

2022: St. Louis

Baseball America All-Star First Team - 1B

2022: First Base

Hank Aaron Award

2022: St. Louis

2013: Arizona

Darryl Kile Award

2019: St. Louis

National League Player of the Month

2022: St. Louis - May

2019: St. Louis - July

2018: Arizona - June

MLBPAA Heart and Hustle Award

2022: St. Louis

National League Player of the Week

2022: St. Louis - Aug. 14-20 (w/ Albert Pujols)

2022: St. Louis - July 18-24

2022: St. Louis - June 13-19

2019: St. Louis - July 22-28

2018: Arizona - June 4-10

2015: Arizona - April 27-May 3

Roberto Clemente Award Nominee

2023: St. Louis

2022: St. Louis

2021: St. Louis

2018: Arizona

2017: Arizona

2016: Arizona

2015: Arizona

2014: Arizona

Sporting News National League All-Star - 1B

2022: St. Louis

- Since his MLB debut on Aug. 1, 2011, leads MLB in RBI (1,122) and go-ahead RBI (291), while ranking 2nd in games played (1,774), total bases (3,386), plate appearances (7,638), runs scored (1,134), times on base (2,959), doubles (413), extra-base hits (775), game-winning RBI (138), and secondary bases (2,603); 3rd in hits (1,909), walks (1,003), BABIP (.347), OPS (.907), and game-winning RBI (129); 4th in home runs (340) and intentional walks (114); 5th in OBP (.388), and 8th in slugging (.519)
- Born in Wilmington, Del., Goldy holds most all-time offensive records for players native of the state of Delaware.
- In 2013, became the third NL player to boast a .300+ average, 35+ home runs, 100+ RBI, 100+ runs scored and 99+ walks during their 25-year-old season or younger, joining Hall of Famers Mel Ott (1929 and 1932) and Eddie Mathews (1953).

2022 National League Most Valuable Player Award

- Received 22 of 30 first place votes and appeared first or second on all 30 ballots for 380 total points, ahead of Manny Machado (291) and Nolan Arenado (232).
- Has finished among National League MVP voting leaders in nine of his 12 Major League seasons: 2013 (2nd), 2015 (2nd), 2016 (11th), 2017 (3rd), 2018 (6th), 2021 (6th), and 2022 (1st).
- Became the 8th MVP in MLB history to have finished runner-up twice before winning for the first time, joining Mike Trout (2014 Angels), Albert Pujols (2005 Cardinals), Alex Rodriguez (2003 Rangers), Andre Dawson (1987 Cubs), Willie Stargell (1979 Pirates), Ted Williams (1946 Red Sox), and Lou Gehrig (1936 Yankees).
- Since 2013, Goldy (4: 2013, 2015, 2017, 2022) and Mike Trout (7: 2012, 2013, 2014, 2015, 2016, 2018, 2019) are the only two MLB players to have finished among the top three of their league MVP voting four or more times.
- Was the 17th MVP award for an NL first baseman and 7th by a Cardinal with Albert Pujols (2005, 2008, 2009), Keith Hernandez (1979 co-MVP), Orlando Cepeda (1967) & Stan Musial (1946).
- At age 35.025 at season's end, became the 9th-oldest MVP in the Divisional Era and oldest since Barry Bonds (40.071 in 2004).
- Also became the 4th-oldest first-time MVP winner in the Divisional Era and 6th-oldest first-time winner in the history of the award: Dennis Eckersley (38.001 - 1992 Athletics), Rollie Fingers (35.041 - 1981 Brewers), Willie Stargell (39.208 - 1979 Pirates), Spud Chandler (36.021 - 1943 Yankees), and Hank Sauer (35.195 - 1952 Cubs).
- Goldy was the 18th Cardinal to be honored as MVP, 2nd-most in MLB to the Yankees (21).
- Former Cardinals MVPs include Frankie Frisch (1931), Dizzy Dean (1934), Joe Medwick (1937), Mort Cooper (1942), Stan Musial (1943, 1946, 1948), Marty Marion (1944), Ken Boyer (1964), Orlando Cepeda (1967), Bob Gibson (1968), Joe Torre (1971), Keith Hernandez (1979 co-winner with Willie Stargell), Willie McGee (1985), and Albert Pujols (2005, 2008, 2009).

**Awards**

- Winner of five Silver Slugger Awards at first base (2013, 2015, 2017, 2018, 2022), most by a first baseman since the award's inception in 1980.
- Winner of the Silver Slugger and Gold Glove award combo during the same season on three occasions (2013, 2015, 2017). Since 1980, ties Don Mattingly (1984, 1985, 1987) for most among first basemen.
- Seven-time National League All-Star (2013, 2014, 2015, 2016, 2017, 2018, 2022), including a starter four times.
- Is one of eight first basemen to earn both All-Star and Gold Glove honors in the same season 3+ times, joining Steve Garvey, Todd Helton, Keith Hernandez, Don Mattingly, Eddie Murray, Bill White and Adrián González.
- 2022 recipient of the MLBPA Players Choice National League Outstanding Player Award.
- Two-time National League Hank Aaron Award winner (2013 & 2022). One of 13 MLB players with multiple awards since the award's inception in 1999. Also nominated in four other seasons (2014, 2015, 2017, 2018).
- 2022 MLBPA Heart and Hustle award recipient. Also nominated in five other seasons (2014-18). Joins David Eckstein (2005) and Albert Pujols as former Cardinals winners.
- 2019 Darryl Kile Award recipient, voted on by teammates.
- Eight-time nominee for MLB's Roberto Clemente Humanitarian award (2014-18, 2021-23).
- In 2015, joined Eddie Murray as the only two first basemen in Major League history with two Gold Gloves and a home run title through his age-27 season.

Defensive Accolades

- Four-time Rawlings National League Gold Glove Award winner at first base (2013, 2015, 2017, 2021). Also finished as a finalist in 2016, 2019, 2020, and 2022.
- Sports the highest fielding percentage (.997) in MLB history among all players at all positions combined with at least 10,000 career total chances.
- Tied with Mark Teixeira (.997) for highest all-time fielding percentage exclusively at first base in MLB history (*min. 10,000 total chances*).
- Holds the Cardinals top three single-season fielding percentage records for first basemen (.998 in 2021, .999 in 2022, and .998 in 2023).
- Is one of 13 players in MLB history with four or more Gold Glove Awards at first base.
- Joins Albert Pujols (2006, 2010), Keith Hernandez (1978-83) and Bill White (1960-65) as the only four Gold Glove-winning first basemen in franchise history.
- Four-time Fielding Bible Award winner (2013, 2015, 2017, 2021), honoring the top fielder in the Major Leagues at each position as voted on by a panel of 12 experts from Baseball Info Solutions. Only Albert Pujols (5) has won more by a first baseman since the award's inception in 2006.
- Member of the Fielding Bible All-Decade Team (2010-19) with Yadier Molina and Nolan Arenado.
- Recognized by *Baseball America* as the NL's Best Defensive First Baseman for five seasons (2015-18, '21).
- 2015 *Wilson* Defensive Player of the Year recipient at First Base, awarded annually to the best defensive player at each fielding position in Major League Baseball.

AWARDS & HONORS (continued)**Baseball America Best Defensive First Baseman - National League**

2021: St. Louis
 2018: Arizona
 2017: Arizona
 2016: Arizona
 2015: Arizona

MLB All-Star Futures Game Selection

2011: United States

Baseball America Minor League All-Star

2011: Mobile (AA)

USA Today Minor League Player of the Year

2011: Mobile (AA)

Topps/Minor League Baseball Double-A All-Star

2011: Mobile (AA) - 1B

Minor League Baseball Double-A Best Hitter of the Year

2011: Mobile (AA)

Baseball America Double-A All-Star

2011: Mobile (AA)

Southern League Mid-Season All-Star

2011: Mobile (AA)

Southern League Post-Season All-Star

2011: Mobile (AA) - 1B

Southern League Most Valuable Player

2011: Mobile (AA)

Southern League Player of the Week

2011: Mobile (AA) - April 11-17

Topps Class A All-Star

2010: Visalia (High-A)

California League Most Valuable Player

2010: Visalia (High-A)

California League Rookie of the Year

2010: Visalia (High-A)

California League Post-Season All-Star

2010: Visalia (High-A) - 1B

Minor League Baseball Round Tripper Award, Class A

2010: Visalia (High-A)

Diamondbacks Player of the Month

2010: Visalia (High-A) - May

California League Player of the Week

2010: Visalia (High-A) - May 10-16

2010: Visalia (High-A) - July 5-11

AWARDS & HONORS *(continued)*

**Diamondbacks Minor League
Player of the Year**
2010: Visalia (High-A)

Pioneer League Player of the Week
2009: Missoula (AA) - August 3-9

**National High School
Baseball Championship**
2006: The Woodlands (Tex.) High School

**Texas High School
Baseball Championship**
2006: The Woodlands (Tex.) High School

CAREER MILESTONES

Major League Debut
August 1, 2011 at San Francisco

First Major League Hit
August 1, 2011 at San Francisco
(2nd inning, single, off Matt Cain)

First Major League Home Run
August 1, 2011 at San Francisco
(5th inning, 2-run, off Tim Lincecum)

First Major League Stolen Base
August 3, 2011 at San Francisco

100th Major League Home Run
June 10, 2015 at Los Angeles (NL)
(5th inning, 2-run, off Brett Anderson)

100th Major League Stolen Base
April 5, 2017 vs. San Francisco

200th Major League Home Run
August 3, 2018 vs. San Francisco
(1st inning, solo, off Chris Stratton)

1,000th Major League Game
June 13, 2018 vs. Pittsburgh

1,000th Major League Hit
September 13, 2018 vs. Colorado
(3rd inning, double, off German Marquez)

250th Major League Home Run
April 13, 2021 vs. Washington
(1st inning, solo, off Stephen Strasburg)

1,500th Major League Hit
July 30, 2021 vs. Minnesota
(6th inning, single, off Tyler Duffey)

300th Major League Home Run
July 16, 2022 vs. Cincinnati
(2nd inning, 2-run, off Nick Lodolo)

Stolen Bases

- Goldschmidt (340 HR, 158 SB) and Jeff Bagwell (449 HR, 202 SB) are the only two primary first basemen in MLB history with 300+ home runs and 145+ stolen bases in their careers.
- His 81.9% stolen base pct. (158-for-193) is the highest mark all-time among primary first basemen in MLB history.
- Among primary first basemen in the Live Ball Era (1920-present), Goldy's 158 career stolen bases rank 4th all-time behind George Sisler (221), Jeff Bagwell (201), and Joe Kuhel (178).
- Is one of 26 players all-time in MLB history with 340+ home runs and 155+ stolen bases. Joins Mike Trout (368 HR, 206 SB) as the only two active.
- Stole career high 32 bags in 2016, 4th-most by a first baseman (since 1976), and most since Gregg Jefferies stole 46 for St. Louis in 1993.
- Has homered and stolen a base while playing first base 26 times in his career, ranking 2nd all-time in MLB history among first basemen to Jeff Bagwell (42).
- Has compiled five seasons of 25+ HR and 10+ SB (2013, 2015, 2017, 2021, 2023), 2nd in MLB history among primary first basemen to Jeff Bagwell (7).

Home Runs

- His 340 career home runs ranks 5th among active Major Leaguers behind Giancarlo Stanton (402), Mike Trout (368), Joey Votto (356), and Evan Longoria (342) and 2nd among primary first basemen.
- Is one of five MLB players all-time to hit both their career home run No. 250 and No. 300 in a Cardinals uniform: Stan Musial, Albert Pujols, Jim Edmonds, and Nolan Arenado.
- Since 2013, is one of five Major Leaguers to log seven seasons of 30+ homers: Edwin Encarnacion, Nelson Cruz, Nolan Arenado, and Manny Machado.
- Has hit 86 of 340 career home runs (25.3%) in the first inning of games, his most of any inning. Since his MLB debut in 2011, only Mike Trout (93) has more.
- Has hit 52 career home runs on the first pitch of his at-bats, his most of any count.
- Has a pair of three-homer games since joining St. Louis, both while hitting 2nd in the lineup: March 29, 2019 at Milwaukee and May 7, 2023 vs. Detroit. Bill White (July 5, 1961 at Dodgers in the Los Angeles Coliseum) is the only other Cardinal two-hole hitter to do so.
- Goldy's three-homer effort at Milwaukee in 2019 is the only 3-HR game by a Cardinal in the month of March and only the 6th in MLB history to occur through the first two games of any season (*since 1920*).
- Homered in career-high six straight games from July 22-27, 2019, tying the Cardinals record shared by Matt Carpenter & Mark McGwire.
- Is the only right-handed batter to homer into the Allegheny River at PNC Park (2001-present). His 10th-inning, go-ahead grand slam on July 22, 2019 marked the 34th different player (52nd instance) a ball reached the river.

**Arizona Diamondbacks (2011-18)**

- Among Arizona Diamondbacks all-time leaders, ranks 1st in walks (655), OPS (.930), on-base pct. (.398), slugging pct. (.532) and 2nd in stolen bases (124), homers (209), doubles (267), extra-base hits (495), runs (709), RBI (710), hits (1,182), batting average (.297), and games played (1,092).
- Is only Diamondbacks player in club history to hit 30 or more runs in three or more seasons (2013, '15, '17-18).
- Holds nearly every single-season offensive record by a Diamondbacks first baseman, excluding singles and triples.
- Three-time (2015, '17-18) recipient of the Luis Gonzalez Award, voted by his teammates, coaches and clubhouse staff.

2023

NL Ranks: Walks (87, 6th), Multi-Hit Games (50, 6th), Intentional Walks (6, T-7th), Times On Base (249, T-6th), On-Base Pct. (.363, 12th)

- Was the only player on the Cardinals roster to be active for every game of the regular season.
- Nominated at first base for the All-MLB Team.
- Led the Cardinals in games of reaching base safely (126) and multiple on-base games (79)
- .386 on-base percentage at home paced the Cardinals and ranked 7th-highest in the NL.
- Hit 25 home runs and swiped 11 bags in 13 attempts. Compiling his 5th season of 25+ HR and 10+ SB, 2nd in MLB history among primary first basemen to Jeff Bagwell (7).
- Reached 150+ hits for the 9th time in his career, joining Jose Altuve, Freddie Freeman, and Elvis Andrus as one of four active Major Leaguers.
- Compiled 50 multi-hit games, one shy of his career-high of 51 with Arizona in 2015.
- His 31 doubles gave him 10 seasons with 30+ doubles since 2012, most in MLB, with several players tied for 2nd with eight seasons.
- Ranked 13th in MLB and paced St. Louis in hard-hit balls (95+ mph) with 221.
- Recorded MLB-best 10th season with 80 or more RBI since 2012.
- Appeared in team-leading 154 games. Has posted eight straight full seasons of 150+ games (2015-19, 2021-23); since 2015, and leads MLB in games played (1,312) over that time span.
- Reached the 25 home run threshold for the 8th time in his career. His 340 career home runs tie Jack Clark for 105th all-time in MLB history.
- Crossed the 1,000 career walk threshold. Is one of four active players with 1,000 or more walks.
- Worked multiple walks in 14 games, 2nd on the Cardinals to Lars Nootbaar (15).
- Walked in six straight games from May 13-20 (11 total walks).

CARDINALS TO WIN MVP

Season	Cardinal	Pos.	Vote Share
1925*	Rogers Hornsby	2B	91%
1926*	Bob O'Farrell	C	99%
1928*	Jim Bottomley	1B	95%
1931	Frankie Frisch	2B	81%
1934	Dizzy Dean	RHP	98%
1937	Joe Medwick	OF	88%
1942	Mort Cooper	RHP	78%
1943	Stan Musial	OF	79%
1944	Marty Marion	SS	57%
1946	Stan Musial	1B	95%
1948	Stan Musial	OF	90%
1964	Ken Boyer	3B	87%
1967	Orlando Cepeda	1B	100%
1968	Bob Gibson	RHP	86%
1971	Joe Torre	3B	95%
1979	Keith Hernandez**	1B	64%
1985	Willie McGee	OF	83%
2005	Albert Pujols	1B	84%
2008	Albert Pujols	1B	82%
2009	Albert Pujols	1B	100%
2022	Paul Goldschmidt	1B	90%

* Prior to 1931, the League gave awards that reflect what the MVP is today

**Co-recipient with Pittsburgh's Willie Stargell

30+ HOME RUN SEASONS SINCE 2013

MLB Rank	Seasons
1. Paul Goldschmidt	7 2013, '15, '17-19, '21-22
Nolan Arenado	7 2015-19, '21-22
Edwin Encarnación	7 2013-19
Nelson Cruz	7 2014-19, '21
Manny Machado	7 2015-19, '22-23

75+ RUNS SCORED SEASONS SINCE 2012

MLB Rank	Seasons
1. Paul Goldschmidt	11 2012-19, '21-'23
2. Freddie Freeman	10 2012-14, '16-19, '21-23
Jose Altuve	10 2012, '14-19, '21-23

ALL-TIME HIGHEST CAREER OPS vs. LEFT-HANDED PITCHING

All-Time MLB Rank	OPS	Seasons
1. Frank Thomas	1.083	1990-2008
2. Manny Ramirez	1.060	1993-2011
3. Paul Goldschmidt	1.025	2011-23
4. Jeff Bagwell	1.023	1991-2005
5. Mark McGwire	1.018	1986-2001

minimum 750 plate appearances (since 1974)

GOLD GLOVE AWARDS AMONG FIRST BASEMEN IN MLB HISTORY

Rank	Awards	Seasons
1. Keith Hernandez	11	1978-83, '84-88
2. Don Mattingly	9	1985-89, '91-94
3. George Scott	8	1967-68, '71-76
4. Vic Power	7	1958, '59-64
Bill White	7	1960-66
5. Wes Parker	6	1967-72
J.T. Snow	6	1995-2000
7. Mark Teixeira	5	2005-06, '09-10, '12
8. Paul Goldschmidt	4	2013, '15, '17, '21
Steve Garvey	4	1974-77
Adrián González	4	2008-09, '11, '14
Mark Grace	4	1992-93, '95
Eric Hosmer	4	2013-15, '17
Anthony Rizzo	4	2016, '18-20

SILVER SLUGGER AWARDS AMONG FIRST BASEMEN IN MLB HISTORY

MLB Rank	Awards	Seasons
1. Paul Goldschmidt	5	2013, '15, 17-18, '22
2. Todd Helton	4	2000-03
Albert Pujols	4	2004, '08-10

SILVER AND GOLD CLUB

Players to win both the Gold Glove and Silver Slugger Awards in the same season (since 1980)

MLB Rank	Pos	Seasons
1. Iván Rodríguez	C	7 - 1994-99, 2004
Ken Griffey Jr.	OF	7 - 1991, '93-94, '96-99
Barry Bonds	OF	7 - 1990-94, '96-97
4. Ryne Sandberg	2B	6 - 1984-85, '88-91
5. Nolan Arenado	3B	5 - 2015-18, '22
Mike Schmidt	3B	5 - 1981-84, '86
Kirby Puckett	OF	5 - 1986-89, '92
Mookie Betts	OF	5 - 2016, '18-20, '22
9. Roberto Alomar	2B	4 - 1992, '96, '99-2000
Dale Murphy	OF	4 - 1982-85
Andre Dawson	OF	4 - 1980-81, '83, '87
Dave Winfield	OF	4 - 1982-85
13. Don Mattingly	1B	3 - 1984-85, '87
Paul Goldschmidt	1B	3 - 2013, '15, '17
Craig Biggio	2B	3 - 1994-95, '97
Ichiro Suzuki	OF	3 - 2001, '07, '09
Joe Mauer	C	3 - 2008-10
Larry Walker	OF	3 - 1992, '97, '99
Lou Whitaker	2B	3 - 1983-85
Matt Williams	3B	3 - 1993-94, '97
Tony Gwynn	OF	3 - 1986-87, '89

- Matched his career high with 4 consecutive multi-hit games to begin the season (also 2014).
- Hit 14 doubles in his first 34 games of the season, 3rd-most by a Cardinal behind Matt Carpenter (16 in 2015) & Stan Musial (15 in 1950).
- Finished a triple short of the cycle on April 26 at San Francisco, going 4-5 with a pair of home runs.
- On April 28 at Los Angeles Dodgers, became the 40th player all-time, the second 1st baseman (Jeff Bagwell 449-202), & second active (Mike Trout 354-204) with 300+ HR and 150+ SB.
- Reached base safely in his first 18 games of the season, his career long to begin a season & the longest streak by a Cardinal since Matt Holliday (45 in 2015).
- Hit three homers vs. Detroit (5/7), his 3rd career three-homer game and the first by a player at Busch Stadium III.
- Collected his 400th career double at Pittsburgh (6/2).
- Was caught stealing on June 11 for first time since May 5, 2019, snapping MLB's longest active stole base streak (30). Also was the 2nd-longest in Cardinals history behind Vince Coleman (50).
- Surpassed 1,100 career RBI with a two-run single at Tampa Bay (8/9).
- Recorded his 1,900th career hit with an infield single vs. Philadelphia (9/15).
- Led qualified Major League first basemen in range factor/game (8.74), while ranking 2nd among National League first basemen in assists/9 (0.90) and tied for 2nd in fielding percentage (.998) and fewest errors (2).
- Holds the Cardinals top three single-season fielding percentage records for first basemen (.998 in 2021, .999 in 2022, and .998 in 2023).

**BACKGROUND/PERSONAL**

- He and his wife, Amy, have a son, Jacob (9/2/15), and daughter, Emma (10/11/17).
- Met his future wife, who was on the golf team, in an athlete study hall during freshman years while at Texas State University.
- Has a golden retriever named Brinkley.
- The Goldschmidt family is from Germany. His great-grandmother, Ilse, an heiress to one of the largest printing companies in Germany, her husband, Paul, and their 5-year-old son, Ernie, fled the Nazis for Boston in 1938.
- Was born in Wilmington, Del. but moved to Texas before he was one year old.
- Grew up a fan of the Astros' Jeff Bagwell, Craig Biggio, and Lance Berkman.
- As a high school senior, was seated in the center field upper deck at Minute Maid Park when Albert Pujols hit the famous home run off Astros closer Brad Lidge to launch the Cardinals to a dramatic comeback victory in Game 5 of the 2005 National League Championship Series.
- Traveled to Australia and New Zealand on a goodwill tour with Diamondbacks officials in November 2013, in advance of the 2014 Opening Series in Sydney.
- Cites Lyle Overbay as one of the most influential players in his career (Paul made his debut on 8/1/11 and Overbay signed on 8/13/11). Helped him on defense and positioning.

The Woodlands (Tex.) High School

- Graduated from The Woodlands (Tex.) High School in 2006. Did not start on the baseball team until his junior year.
- Played third base as a senior in 2006 as the Highlanders (38-1 record) won the Class 5A Texas state baseball championship and were crowned National Champions by *Baseball America*, *USA Today*, and *Collegiate Baseball*.
- Originally selected by the Los Angeles Dodgers in the 49th round of the June, 2006 First-Year Player Draft, but did not sign to attend Texas State University.
- The Dodgers expected Goldschmidt to opt for college, but selected him anyway because he was highly recommended by then Dodgers scout Chris Smith, whose son was a high school teammate of Goldschmidt.
- Also was high school teammates of pitcher/shortstop Kyle Drabek, who was selected by Philadelphia in the first round (18th overall) that year.

CAREER SB BY A PRIMARY FIRST BASEMAN IN THE LIVE BALL ERA (1920-PRESENT)

MLB Rank	SB	Seasons
1. George Sisler	221	1920-30
2. Jeff Bagwell	202	1991-2005
3. Joe Kuhel	178	1930-47
4. Paul Goldschmidt	158	2011-23
5. Dan Driessen	154	1973-87
6. Orlando Cepeda	142	1958-74

HIGHEST CAREER SB% AMONG PRIMARY FIRST BASEMEN IN MLB HISTORY

All-Time MLB Rank	SB-ATT	Pct.	Seasons
1. Paul Goldschmidt	158-193	81.9	2011-23
2. Joey Votto	80-109	73.4	2007-22
3. Albert Pujols	117-160	73.1	2001-22
4. Jeff Bagwell	202-280	72.1	1991-2005

Minimum 100 SB attempts

CARDINALS 1B-3B COMBOS TO WIN GOLD GLOVES IN SAME SEASON

Season	1B	3B
2021	Paul Goldschmidt	Nolan Arenado
2006	Albert Pujols	Scott Rolen
1963	Bill White	Ken Boyer
1961	Bill White	Ken Boyer
1960	Bill White	Ken Boyer

RECENT CARDINALS 1B-3B COMBOS TO BOTH START 100+ GAMES

Season	1B	3B	Games
2023	Paul Goldschmidt	Nolan Arenado	107
2022	Paul Goldschmidt	Nolan Arenado	106
2021	Paul Goldschmidt	Nolan Arenado	146
2014	Matt Adams	Matt Carpenter	128
2008	Albert Pujols	Troy Glaus	129
2007	Albert Pujols	Scott Rolen	106
2006	Albert Pujols	Scott Rolen	123
2004	Albert Pujols	Scott Rolen	129
2003	Tino Martinez	Scott Rolen	119
1999	Mark McGwire	Fernando Tatis	136



Texas State University

- Played three seasons at Texas State Univ. (2007-09), where he left as the all-time leader in homers (36) and RBI (178).
- His No. 37 was retired in Feb. 2015, becoming the first Texas State baseball player to have his jersey retired and just the fifth across all sports at the university.
- As a sophomore in 2008, faced off against fellow Houston-native Matt Carpenter (red-shirt junior) and Texas Christian University twice.
- As a junior, helped lead the Bobcats to the 2009 Southland Conference championship that included a record 41 wins.
- Won back-to-back SLC Hitter of the Year titles (2008-09).
- Named 2009 All-SC Player of the Year after breaking school records with 18 HR's and NCAA Division I-leading 87 RBI.
- Two-time SLC Scholar Athlete of the Year (2008-09) and tabbed Texas State's 2009 male Student Athlete of the Year after making the dean's list every semester he was enrolled.
- Boasted a 3.87 GPA in Finance through his junior year at Texas State, and was 10 hours short from securing his degree when signing with Arizona.
- Selected by Arizona in the 8th round of the June, 2009 First-Year Player Draft.
- Played for the Anchorage Bucs in 2008 Alaska Baseball League where he was an All-League Selection at DH.

University of Phoenix

- To honor both himself and fulfill a promise to his family, graduated from the University of Phoenix with a bachelor's of science degree in Management in 2013, the season where he finished second in the National League Most Valuable Player voting.
- Completed coursework on team flights and at the hotel while on the road throughout his first two full MLB seasons.

Philanthropic Efforts

- He and his wife began volunteering at Phoenix Children's Hospital during the winter of 2011, and later received permanent visitors' credentials due to visiting so frequently.
- He and his wife started the Goldy's Fund 4 Kids (GF4K) charity in 2014. It's mission is to help Phoenix Children's Hospital patients and their families through hands-on volunteering, time together, and providing tangible products to help patients stay positive and get healthy their stay.
- Teamed with the Arizona Diamondbacks Foundation benefit Phoenix Children's Hospital through his Goldy's Fund 4 Kids, launching a "Bleacher Creature" program (2014) and hosting "Goldy's Bowling Bash" (2016 and 2018).
- On April 4, 2017, the Arizona Diamondbacks Foundation dedicated Paul Goldschmidt Field, the 39th field in the "Diamonds Back" Youth Field Building Program. Located at Falcon Park in Goodyear, the field received a new scoreboard, fencing, windscreen, sports lighting system, irrigation system, sod, stabilizer and general field updates.
- In 2017, surprised a second grade class at Edison Elementary School in Phoenix for National Teacher Appreciation Day.
- In 2018, he and his wife were honorary chairs for the Hope Lives Here capital campaign to raise funds for a new Center for Cancer and Blood Disorders at Phoenix Children's Hospital.
- In 2018, chaired events for Chrysalis, a non-profit domestic violence shelter; and assisted Soldier's Best Friend, a local non-profit that pairs veterans with adopted animals and then certifies them as a service animal.
- In 2019, visited Scott Air Force Base for the Air Force Wounded Warrior program.
- Since joining the Cardinals, has joined 2020 Roberto Clemente Award winner, Adam Wainwright, in several charitable efforts through Wainwright's charity, Big League Impact.
- In 2021, through his partnership with BLI, raised \$46,420 to help build a community center in the Dominican Republic with Food for the Hungry as part of the #ALLWIN campaign, an effort where players pledge dollars and support for causes close to their hearts while asking fans to join them in their efforts to support those in need.
- In 2022, participated in BLI's Swinging for Impact and Trivia Night, which collectively raised \$97,000.
- In August 2022, hosted and sponsored the free MLBPA Legends for Youth Baseball Clinic at Busch Stadium. Goldy and eight alumni stressed the importance of using sports to build life skills rather than solely focusing on winning.
- In August 2022, hosted Uncork for a Cause that benefited Water Mission, a nonprofit engineering organization that designs, builds and implements safe water, sanitation and hygiene solutions in developing countries and disaster areas.
- Made significant charitable donations to and partnered with Habitat of Humanity Saint Louis in 2022, which culminated in a new home for a recipient in November.
- Is a strong supporter of Cardinals Care. His annual financial contributions and signing of memorabilia used for silent auctions help support the flagship Redbird Rookies program.
- Goldschmidt's Player Ticket Program, Goldy's Golden Ticket, started in 2019 to bring deserving youth organizations to a game. He provides t-shirts, photo cards, tickets and food vouchers and meets with the groups to answer questions, sign autographs and take photos.

**MOISÉS
GÓMEZ****36**

HT: 6-0 WT: 250 B/T: R/R BIRTH DATE: August 27, 1998 ML SERVICE: 0.000

FULL NAME: Moisés Manuel Gómez

BORN: Caracas, Venezuela

OPENING DAY AGE: 25 (Turns 26 on August 27)

BECAME A CARDINAL: Signed as a minor league free agent,
November 5, 2021

CONTRACT STATUS: Signed through 2024

OUTFIELDER (NON-ROSTER) **COMPLETE RECORD**

Year	Team	AVG	G	AB	R	H	2B	3B	HR	RBI	SH	SF	HBP	BB	IBB	SO	SB	CS	GDP	SLG	OBP	E
2015	VSL Rays	.317	47	180	38	57	10	2	6	34	1	2	1	23	1	28	9	4	3	.494	.393	2
2016	GCL Rays	.220	47	168	20	37	9	3	1	10	0	2	1	12	0	37	4	3	3	.327	.273	5
2017	Princeton	.275	53	211	37	58	11	0	5	28	0	1	4	13	0	52	10	1	2	.398	.328	4
2018	Bowling Green	.280	122	471	67	132	*34	7	19	*82	0	8	3	34	0	137	4	3	11	.503	.328	7
2019	Charlotte	.220	119	428	55	94	26	2	16	66	0	10	3	48	2	164	3	3	2	.402	.297	3
2020	DID NOT PLAY -- NO MILB SEASON																					
2021	Montgomery	.171	76	269	34	46	13	0	8	23	0	1	4	27	1	115	5	3	3	.309	.256	3
2022	Memphis	.266	60	218	36	58	8	2	16	40	0	1	0	25	0	84	3	0	5	.541	.340	2
	Springfield	.321	60	224	53	72	17	0	23	54	0	2	4	27	1	90	7	3	0	.705	.401	5
2023	Memphis	.232	131	514	77	119	20	3	30	79	0	8	8	39	1	180	5	1	7	.457	.293	6
MINOR TOTALS		.251	715	2683	417	673	148	19	124	416	1	33	28	248	6	887	50	21	36	.459	.317	37

*Led League

**SINGLE-SEASON HOME RUNS BY
CARDINALS MINOR LEAGUERS SINCE 1962**

Rank	HR	Team(s)	Season
1.	Moisés Gómez	39 Springfield/Memphis	2022
2.	Tyrone Horne	37 Memphis/Arkansas	1998
	Felix DeLeon	37 Billings	1962
4.	Kevin Witt	36 Memphis	2004
5.	Iván Cruz	35 Memphis	2002
	Ernie Young	35 Memphis	2000
7.	Mike Calise	33 Louisville	1982
	Joe Freitas	33 Peoria	1997
	Luken Baker	33 Memphis	2023

**CAREER HOME RUNS IN MEMPHIS (AAA)
DURING CARDINALS AFFILIATION (1998-2023)**

Redbirds Rank	Home Runs	Seasons
1.	Nick Stavinoha	74 2007-11
2.	John Gall	57 2003-06
	Adolis García	57 2017-19
4.	Scott Seabol	56 2003-05
5.	Luken Baker	54 2021-23
6.	Patrick Wisdom	51 2016-18
7.	Tyler O'Neill	50 2017-19, '22-23
8.	Juan Yezpez	47 2021-23
9.	Moisés Gómez	46 2022-23
10.	Allen Craig	43 2009-12

CAREER TRANSACTIONS

- Signed by Tampa Bay Rays as an international free agent, April 28, 2015.
- Signed by St. Louis Cardinals as a minor league free agent, November 5, 2021.



CAREER NOTES

- Attending Major League Spring Training for the third time in his career: 2021 Tampa Bay (NRI), 2023 St. Louis (40-player), and 2024 St. Louis (NRI).
- Has hit 46 home runs with Memphis (AAA) over the last two seasons (2022-23), 7th-highest career home run total since the Cardinals affiliation began in 1998.
- Gómez, Hunter Goodman (Rockies), and Tristan Gray (Rays) are the only three minor leaguers to hit 30+ home runs in each of the past two seasons (2022-23).
- 2022 Cardinals Minor League Co-Player of the Year with Jordan Walker.
- 2022 Joe Bauman Award winner, leading all of minor league baseball with 39 home runs between Springfield (AA) and Memphis (AAA). The Bauman Award was named after a player who hit 72 home runs in 1954 for the Roswell Rockets of the Class-C Longhorn League.
- Is the second Cardinals minor leaguer to win the Joe Bauman Award, joining Iván Cruz who belted 35 round-trippers in 2003 for Memphis (AAA).
- Was rated as the "Best Power Hitter" by *Baseball America* in the Rays organization in 2020 and 2021 and Cardinals system in 2023.
- Was a member of the Cardinals 40-player roster for the 2023 season. Designated for assignment and outrighted Feb. 2, 2024.
- Led the 2018 Midwest League in doubles (34), RBI (82), extra-base hits (60), and total bases (237) with Single-A Charlotte (A).
- Originally signed by the Tampa Bay Rays in 2015 as an international free agent at the age of 16.

2023

- Rated as the No. 18 prospect and "Best Power Hitter" in the Cardinals organization by *Baseball America*.
- Ranked among minor league leaders in strikeouts (180, T-7th), home runs (30, T-10th), and at-bats (514, 17th).
- His 30 home runs ranked T-4th in the International League. Twenty-two of his 30 home runs were solo shots.
- Batted .292/.343/.631 (38-130) with a .974 OPS off left-handed pitching.
- Homered just once in his initial 26 games (March 31-May 5), then went yard 29 times over his final 105 games to end the season (14.17 HR/AB).
- Batted .294/.328/.697 (32-109) with 12 home runs, 23 RBI, and a 1.025 OPS in 25 games in May.
- Belted 12 home runs in May, tying Jorge Soler and Aaron Judge for most in professional baseball during the month.
- Missed the cycle by a triple on May 6 vs. Jacksonville, going 4-for-6 with a pair of solo blasts.
- Homered in five consecutive games (5 HR) from Aug. 20-25 and four straight contests (5 HR) from May 28-June 1.

AWARDS & HONORS

Cardinals Minor League Co-Player of the Year
2022: Springfield (AA)/Memphis (AAA)

Joe Bauman Award
Minor League Baseball Home Run Champion
2022: Memphis (AAA)/Springfield (AA)

Cardinals Minor League Player of the Month
2022: Springfield (AA) - April

Texas League Player of the Month
2022: Springfield (AA) - April

Texas League Player of the Week
2022: Springfield (AA) - April 11-17
2022: Springfield (AA) - April 18-24

Venezuelan Winter League Rookie of the Year
2019: Navegantes del Magallanes

Baseball America Low Class-A All-Star
2019: Navegantes del Magallanes

Florida State League Player of the Week
2019: Charlotte (A) - April 29-May 4

Midwest League Post-Season All-Star
2018: Bowling Green (A)

Midwest League Mid-Season All-Star
2018: Bowling Green (A)

MiLB.com Organization All-Star
2018: Tampa Bay Rays

- Appeared defensively in right field (71 g), left field (27 g), and center field (4 g). Also was the Redbirds designated hitter in 29 games (.210, 25-119).
- Played for Margarita in the Puerto Rican Winter League following the season.

BACKGROUND/PERSONAL

- Originally signed by the Tampa Bay Rays in 2015 as an international free agent at the age of 16.
- Signed by Juan Castillo/Ronnie Blanco (Rays).
- Resides in Guatire, Venezuela.



NOLAN GORMAN

16

HT: 6-1 WT: 225 B/T: L/R BIRTH DATE: May 10, 2000 ML SERVICE: 1.139

FULL NAME: Nolan Brian Gorman

BORN: Phoenix, Arizona

OPENING DAY AGE: 23 (Turns 24 on May 10)

BECAME A CARDINAL: Selected in the first round (19th overall) of the June, 2018 First-Year Player Draft

CONTRACT STATUS: Signed through 2024

MLB DEBUT: May 20, 2022 at Pittsburgh

INFIELDER

COMPLETE RECORD

Year	Team	AVG	G	AB	R	H	2B	3B	HR	RBI	SH	SF	HBP	BB	IBB	SO	SB	CS	GDP	SLG	OBP	E
2018	Peoria	.202	25	94	8	19	3	0	6	16	0	2	1	10	0	39	0	2	1	.426	.280	12
	Johnson City	.350	38	143	41	50	10	1	11	28	0	0	0	24	0	37	1	3	0	.664	.443	9
2019	Palm Beach	.256	58	215	24	55	16	3	5	21	0	0	2	13	0	73	0	1	3	.428	.304	12
	Peoria	.241	67	241	41	58	14	3	10	41	0	2	7	32	3	79	2	0	2	.448	.344	9
2020	DID NOT PLAY -- ALTERNATE TRAINING SITE ONLY																					
2021	Springfield	.288	43	177	26	51	6	0	11	27	0	0	0	18	0	52	4	2	2	.508	.354	8
	Memphis	.274	76	303	45	83	14	1	14	48	0	3	2	20	1	63	3	1	5	.465	.320	4
2022	Memphis	.275	43	171	35	47	5	0	16	26	0	2	1	14	0	69	3	0	0	.585	.330	2
	ST. LOUIS	.226	89	283	44	64	13	0	14	35	0	0	2	28	0	103	1	0	2	.420	.300	8
2023	ST. LOUIS	.236	119	406	59	96	17	0	27	76	0	2	3	53	1	148	7	2	5	.478	.328	6
MINOR TOTALS		.270	350	1344	220	363	68	8	73	207	0	9	13	131	4	412	13	7	13	.496	.339	56
MAJOR TOTALS		.232	208	689	103	160	30	0	41	111	0	2	5	81	1	251	8	2	7	.454	.317	14

Note: Major League Uniform Numbers Worn: 16 (2022-present)

WILD CARD SERIES RECORD

Year	Team	AVG	G	AB	R	H	2B	3B	HR	RBI	SH	SF	HBP	BB	IBB	SO	SB	CS	GDP	SLG	OBP	E
2022	STL vs. PHI	1.000	1	1	0	1	0	0	0	1	0	0	0	0	0	0	0	0	0	1.000	1.000	0

REGULAR SEASON FIELDING RECORD

Position	PCT	G	PO	A	E	TC	DP
Second Base	.979	143	236	376	13	625	111
Third Base	.968	18	2	28	1	31	5
Outfield	---	1	0	0	0	0	0

CAREER TRANSACTIONS

- Selected by the St. Louis Cardinals in the first round (19th overall) of the June, 2018 First-Year Player Draft.
- On St. Louis Injured List (lower back strain), August 14-24, 2023.
- On St. Louis Injured List (right hamstring strain), September 13, 2023-end of season.



2023 SEASON HIGHS

Most Hits: 3, 6x. Last: 8/4 vs. Colorado
Most Runs: 3, 9/6 at Atlanta
Most 2Bs: 2, twice. Last: 7/6 at Miami
Most HRs: 2, 5x. Last: 9/5 at Atlanta
Most RBI: 5, 5/15 vs. Milwaukee
Most BBs: 2, 9x. Last: 9/11 at Baltimore
Most HBP: 1, 3x. Last: 8/11 at Kansas City
Most SBs: 1, 7x. Last: 9/6 at Atlanta
Longest Hitting Streak: 15 games, 5/8-5/25

CAREER HIGHS

Most Hits: 4, twice. Last: 6/21/22 at Milwaukee
Most Runs: 3, 4x. Last: 9/6/23 at Atlanta
Most 2Bs: 2, twice. Last: 7/6/23 at Miami
Most HRs: 2, 6x. Last: 9/5/23 at Atlanta
Most RBI: 5, 5/15/23 vs. Milwaukee
Most BBs: 3, 7/2/22 at Philadelphia
Most HBP: 2, 6/11/22 vs. Cincinnati
Most SBs: 1, 8x. Last: 9/6/23 at Atlanta.
Longest Hitting Streak: 15 games, 5/8-5/25/23
Multi-HR Game: 6. Last: 9/5/23 at Atlanta
Pinch HR: 1, 5/12/23 at Boston (Kenley Jansen)
Grand Slams: 1. Last: 4/19/23 vs. Arizona (Peter Solomon)
Game Ending HR: n/a
Extra Inning HR: n/a

CAREER NOTES

- Career .454 slugging pct. before turning age 24 is the 3rd-highest in Cardinals history among left-handed batters behind Stan Musial (.539) and Enos Slaughter (.464).
- Has homered once every 16.80 plate appearances in his Major League career (41 HR/689 AB).
- His 41 home runs in his first 208 career games rank 4th most in Cardinals history behind Albert Pujols (44), Chris Duncan (43), and Paul DeJong (42).
- Hit 27 home runs as a primary second baseman in 2023, 2nd-most in MLB to Ozzie Albies (33) and 3rd-most among Cardinals in history to Rogers Hornsby (42 in 1922 and 39 in 1925). - *minimum 70% games at second base*
- Blasted 18 home runs while playing second base in 2023, 6th in MLB and 4th-most among Cardinals in history to Rogers Hornsby (42 in 1922; 39 in 1925; 25 in 1924).
- Has six multi-homer games before turning age 24, tying Albert Pujols for most in Cardinals history.
- Among players in their sophomore seasons, his 27 homers in 2023 ranked 5th in MLB to Julio Rodriguez (32), Spencer Torkelson (31), Bobby Witt (30), and Gunnar Henderson (28). Among all-time Cardinals, only Ken Boyer (26 in 1956) & Albert Pujols (34 in 2002) hit more in their second season.
- His 27 homers in 2023 were the most in franchise history in a season by a left-handed hitter age 23 or younger and trail only Albert Pujols (37 in 2001; 34 in 2002; 43 in 2003).
- Paced the 2023 Cardinals in home runs (27), becoming the first left-handed batter to lead St. Louis in homers since Matt Carpenter (36 in 2018 and 28 in 2015).
- Hit the 2nd of four consecutive franchise record-setting 1st inning homers off Kyle Gibson at Philadelphia on July 2, 2022 (Nolan Arenado, Gorman, Juan Ypez, & Dylan Carlson).
- Made his Major League debut on May 20, 2022 at Pittsburgh and singled in first plate appearance off Zach Thompson.
- Became the first Cardinal in history to record a four-hit/four-RBI game in one of his first 10 Major League games (May 28, 2022 vs. Milwaukee).
- Made defensive transition to second base before the 2021 season. Appeared in one game as an outfielder during a five-man infield shift.
- 2018 first round pick became the first player born in the year 2000 to be drafted by any Major League team.

CAREER SLUGGING BY CARDINALS LEFT-HANDED BATTERS BEFORE AGE 24

Cardinals Rank	Slugging Pct.	Seasons
1. Stan Musial	.539	1941-44
2. Enos Slaughter	.464	1938-39
3. Nolan Gorman	.454	2022-23

minimum 750 plate appearances

LEFT-HANDED BATTERS TO LEAD CARDINALS IN HOME RUNS

Cardinal	HR	Year	Cardinal	HR	Year
Nolan Gorman	27	2023	Stan Musial	32	1951
Matt Carpenter	36	2018	Stan Musial	28	1950
Matt Carpenter	28	2015	Stan Musial	36	1949
Jim Edmonds	42	2000	Stan Musial	39	1948
Ray Lankford	31	1997	Johnny Mize	43	1940
Stan Musial	29	1957	Johnny Mize	28	1939
Stan Musial	33	1955	Jim Bottomley	29	1929
Stan Musial	35	1954	Jim Bottomley	31	1928
Stan Musial	30	1953			

HOME RUNS AGE 23 SEASON OR YOUNGER

Cardinal	HR	Year	Cardinal	HR	Year
Albert Pujols	43	2003	Albert Pujols	34	2002
Albert Pujols	37	2001	Nolan Gorman	27	2023

SINGLE-SEASON HOME RUNS BY A CARDINALS PRIMARY SECOND BASEMAN

Cardinals 2B	HR	Year	Cardinals 2B	HR	Year
Rogers Hornsby	42	1922	Nolan Gorman	27	2023
Rogers Hornsby	39	1925	Rogers Hornsby	25	1924

SINGLE-SEASON HOME RUNS BY A CARDINAL AGE 23 SEASON OR YOUNGER

Cardinals Rank	Home Runs	Age	Season
1. Albert Pujols	43	23	2003
2. Albert Pujols	37	21	2001
3. Albert Pujols	34	22	2002
4. Nolan Gorman	27	23	2023

GORMAN, NOLAN



2023

NL Ranks: Home Runs (27, 19th), Barrel Pct. (16.5, 4th), Sweet Spot Pct. (38.8, 10th)

- Second-year player set career highs in every offensive category while leading the Cardinals in home runs (27), AB/HR (15.04) and AB/RBI (5.34).
- Nominated for the All-MLB Team Ballot at second base.
- Among players in their sophomore seasons, his 27 homers ranked 5th in MLB to Julio Rodriguez (32), Spencer Torkelson (31), Bobby Witt (30), and Gunnar Henderson (28), and rank 2nd on the Cardinals all-time list behind Albert Pujols (34 in 2002).
- Gorman (27 HR) and Jordan Walker (16 HR) became the first Cardinals duo age 23 or younger to hit at 15 or more home runs in a season (since 1900).
- His 76 RBI were most by a Cardinals primary second baseman since Tom Herr (83 in 1987).
- Hit 27 home runs as a primary second baseman, 2nd-most in MLB to Ozzie Albies (33) and 3rd-most among Cardinals in history to Rogers Hornsby (42 in 1922 and 39 in 1925). - *minimum 70% games at second base*
- Blasted 18 home runs while playing second base, 6th in MLB and 4th-most among Cardinals in single-season history to Rogers Hornsby (42 in 1922, 39 in 1925, 25 in 1924).
- The Cardinals were 17-5 in games when Gorman homered (4-1 in multi-homer games).
- Hit seven homers in the 8th inning of games, 2nd in MLB in 2023 to Matt Olson (11) and tied for 3rd in Cardinals single-season history behind Mark McGwire (9 in 1998) and Albert Pujols (8 in 2004).
- Averaged team-leading 411 feet on his home runs. 23 of 27 home runs traveled 400+ feet, including a season-high 446 feet on April 2 vs. Toronto (4th-longest by a Cardinal).
- Slugged .569 on fastballs, 17th-best in MLB.
- Recorded five multi-homer games, T-5th in MLB and most by a Cardinal since Albert Pujols (6 in 2010). Is tied with Pujols with six career multi-homer games before turning age 24.
- With runners in scoring position, ranked among NL leaders in home runs (10, T-4th), slugging pct. (.626, 5th), OPS (.981, 12th), and isolated power (.355, 3rd).
- At Busch Stadium, batted .274/.361/.537 (52-190) with 14 home runs and .970 OPS, ranking among NL leaders at home in slugging (9th), & OPS (11th).
- Established the Cardinals single-season April record of home runs by a primary second baseman (6). Homered four times as a second baseman in April, tying the Cardinals March/April record (Kolten Wong 2019; Jedd Gyorko 2016; Rogers Hornsby 1922 & 1924).
- Went yard seven times as a second baseman in July, T-2nd-most among Cardinals second basemen behind Rogers Hornsby (10 in 1922).
- Compiled 22 RBI in first 22 games of the the season, 3rd-most for Cardinal age 22 or younger, behind Joe Medwick (24 in 1934) and Albert Pujols (25 in 2001).
- Was 4-for-10 (.400) with HR & two doubles as a pinch hitter.

CAREER HOME RUNS BY A CARDINALS SECOND BASEMAN

Cardinals Rank	Home Runs	Seasons
1. Rogers Hornsby	162	1915-33
2. Julián Javier	76	1960-71
3. Red Schoendienst	60	1945-63
4. Kolten Wong	51	2013-20
5. Frankie Frisch	45	1927-27
6. Nolan Gorman	29	2022-23

CAREER HOME RUNS BY A CARDINAL BEFORE TURNING AGE 24

Cardinals Rank	Home Runs	Seasons
1. Albert Pujols	114	2001-03
2. Joe Medwick	61	1932-35
3. Nolan Gorman	41	2022-23
4. Stan Musial	36	1941-44

MOST HOME RUNS IN 2023 BY MLB PLAYERS AGE 23 OR YOUNGER

MLB Rank	Team	HR	Age
1. Julio Rodriguez	Mariners	32	22
2. Spencer Torkelson	Tigers	31	23
3. Bobby Witt Jr.	Royals	30	23
4. Gunnar Henderson	Orioles	28	22
5. Nolan Gorman	Cardinals	27	23

SINGLE-SEASON RBI BY A CARDINALS PRIMARY SECOND BASEMAN

Cardinals 2B	RBI	Season
1. Rogers Hornsby	152	1922
2. Rogers Hornsby	143	1925
3. Rogers Hornsby	126	1921
4. Frankie Frisch	114	1930
5. Tom Herr	110	1985
6. Rogers Hornsby	94	1920
Rogers Hornsby	94	1924
8. Rogers Hornsby	93	1926
9. Frankie Frisch	86	1928
10. Tom Herr	83	1987
Rogers Hornsby	83	1923
12. Frankie Frisch	82	1931
13. Red Schoendienst	79	1954
Red Schoendienst	79	1953
15. Frankie Frisch	78	1927
16. Nolan Gorman	76	2023

CAREER HOME RUNS BY A CARDINAL IN FIRST 208 CAREER GAMES

Cardinals Rank	Home Runs	Seasons
1. Albert Pujols	44	2001-02
2. Chris Duncan	43	2005-07
3. Paul DeJong	42	2017-18
4. Nolan Gorman	41	2022-23



- Logged an .840 OPS (19-73) off left-handed pitching with 8-of-19 hits going for extra bases (4 HR, 4 2B).
- Recorded a career-best 15-game hit streak (5/8-25) and 17-game on-base streak (5/7-5/26).
- Hit .414/.414/.879 (24-58) with eight home runs and 1.293 OPS on the first pitches of at-bats, ranking T-4th in homers, 10th in slugging, and in 11th in OPS.
- Began his season with a .927 OPS through his first 53 games, going yard 14 times with 44 RBI.
- Homered off Shohei Ohtani on May 3 at age 22.358, youngest to do so during the season.
- Named NL Player of the Week for the May 15-21 period. Hit .458/.519/1.000 (11-24) with four homers, one double, 11 RBI, and five runs scored in six games, leading the NL in RBI, ranking 2nd in batting, T-2nd in home runs and slugging, 3rd OBP and total bases (24), and T-4th in hits.
- Hit first career pinch hit homer on 5/12 at Boston, a 9th inning game-winning-RBI off Kenley Jansen. Became the 4th player since 1969 to hit his first career PH HR off an established member of the seven-member 400-save club.
- Drove in a career-high five runs on 5/15 vs. Milwaukee.
- Hit his first career homer off a left-handed pitcher (Julio Urias) as part of his third career multi-homer game on 5/18.
- Hit 445 foot blast on 7/22 at Wrigley Field, 5th-longest hit by a Cardinal at Wrigley in the Statcast Era (2015-23).
- Phoenix native combined 869 ft of HR on 7/26 at Chase Field (437 ft & 432 ft). Joined Paul Goldschmidt (Sept. 1, 2021) and Harrison Bader (Sept. 15, 2019) as the 3rd Cardinal in the Statcast Era with multiple homers of 430+ ft. in same game.
- Missed a total of 28 total games due to lower back (11 games) and right hamstring strains (17 games).
- Led St. Louis in defensive games (75) and innings (579.2) at second base while recording a .984 fielding percentage. Also appeared at third base in 18 games.

BACKGROUND/PERSONAL

- Graduated from Sandra Day O'Connor High School in Glendale, Ariz. in 2018.
- Batted .419 (116-277) with 32 HR, 118 RBI and 115 runs scored in his high school career.
- Hit .421 with 10 HR, 46 walks and a .640 OBP his senior season, helping lead O'Connor High School to the Arizona High School Class 6A State Championship over Mountain Ridge (7-1), playing against Matthew Liberatore.
- Is friend and former childhood teammate of Cardinals pitcher Matthew Liberatore.
- Both Gorman and Liberatore played on the same Gold Medal-winning World Cup team in 2017 in Canada.
- Named First Team Arizona High School All-State from 2016-18.
- Won three home run contests in less than a month while in high school in 2017: the High School Home Run Derby at the MLB All-Star Game at Marlins Park; the Under Armour All-America at Wrigley Field; and Area Code Games in Long Beach, Calif.
- Signed his letter of intent to the University of Arizona.
- Resides in Pompano Beach, Florida.

CAREER MILESTONES

Major League Debut

May 20, 2022 at Pittsburgh

First Major League Hit

May 20, 2022 at Pittsburgh
(2nd inning, single, off Zach Thompson)

First Major League Home Run

May 28, 2022 vs. Milwaukee
(1st inning, solo, off Adrian Houser)

AWARDS & HONORS

National League Player of the Month

2023: St. Louis - May 15-21

International League Player of the Month

2022: Memphis (AAA) - April

Sirius/XM All-Star Futures Game Selection

2021: National League
2019: National League

Arizona Fall League Rising Star

2021: Glendale Desert Dogs

Double-A Central Player of the Week

2021: Springfield (AA) - June 7-13

MiLB.com Organization All-Star

2021: Memphis (AAA) & Springfield (AA) - 2B
2019: Peoria (A) & Palm Beach (High-A) - 3B

Midwest League Mid-Season All-Star

2019: Peoria (A)

Midwest League Player of the Week

2019: Peoria (A) - April 4-14

Baseball America Rookie All-Star

2018: Johnson City (R)

Appalachian League Postseason All-Star

2018: Johnson City (R)

Appalachian League Player of the Week

2018: Johnson City (R) - July 30 - Aug. 5

Baseball America High School

All-America Team - Corner Infield

2018: Sandra Day O'Connor High School

U-18 Baseball World Cup Championship

2017: United States of America

**GORDON****GRACEFFO****67**

HT: 6-4 WT: 220 B/T: R/R BIRTH DATE: March 17, 2000 ML SERVICE: 0.000

(gruh-SEFF-oh)

FULL NAME: Gordon Joseph Graceffo

BORN: Cranford, New Jersey

OPENING DAY AGE: 24

BECAME A CARDINAL: Selected in the fifth round (150th overall) in the June, 2021 First-Year Player Draft

CONTRACT STATUS: Signed through 2024

PITCHER (NON-ROSTER) **COMPLETE RECORD**

Year	Team	W-L	ERA	G	GS	CG	GF	SHO	SV	IP	H	R	ER	HR	HBP	BB	IBB	SO	WP	BK	BA
2021	Palm Beach	1-0	1.73	11	1	0	2	0	1	26	28	9	5	1	2	9	0	37	2	0	.267
2022	Springfield	7-4	3.94	18	18	1	0	0	0	93.2	76	44	41	16	3	24	0	83	8	1	.217
	Peoria	3-2	0.99	8	8	0	0	0	0	45.2	27	6	5	1	2	4	0	56	1	0	.170
2023	Memphis	4-3	4.92	21	18	0	0	0	0	86.0	87	50	47	9	2	45	0	81	4	0	.261
MINOR TOTALS		15-9	3.51	58	45	1	2	0	1	251.1	218	109	98	27	9	82	0	257	15	1	.230

CAREER NOTES

- Enters the 2024 season rated as the No. 9 prospect in the Cardinals organization by *Baseball America*. Was ranked No. 7 entering 2023.
- 2022 Cardinals Minor League Pitcher of the Year.
- Twice named Cardinals Minor League Pitcher of the Month in 2022, in April and May while with Peoria (A) and one start in Springfield (AA).
- Named Texas League Pitcher of the Week twice, once in June and once in September of 2022.
- Finished the 2022 season with a career-high 16.2 consecutive scoreless innings.
- Has thrown a season-high 7.0 innings five times and struck out a career-high nine batters three times.

2023

- Began the season on the Memphis (AAA) roster and pitched there all season.
- Appeared in 21 games, starting 18. Pitched in relief in his final two appearances of the season recoding five outs or more in each, but was scored on in both outings.
- On the 7-day Injured List with right shoulder inflammation (5/2-6/16) missing 38 games.
- Was 1-2 with a 4.91 ERA in five starts prior to the injury (22.0 IP/20 K) and 3-1 with a 4.92 ERA over 13 starts and 16 appearances (64 IP/61 K) after returning from the Injured List.
- Posted a higher strikeout/9 IP with human umpires behind the plate (10.1 K/9 IP) as opposed to the ABS system (7.89 K/9 IP).
- Pitched a season-high 6.0 innings on three occasions and topped out at 97 pitches at Charlotte (7/21) over 4.2 innings.

AWARDS & HONORS

Cardinals Minor League Pitcher of the Year
2022: Peoria (A)/Springfield (AA)

Cardinals Minor League Pitcher of the Month
2022: Peoria (A) - April
2022: Peoria (A)/Springfield (AA) - May

Texas League Pitcher of the Week
2022: Springfield (AA) - June 13-19
2022: Springfield (AA) - Sept. 12-18

BACKGROUND/PERSONAL

- Graduated from Cranford High (NJ) School. High honor academically all four years. Three varsity letters in baseball. Combined for a career ERA of 2.25 with 128 strikeouts.
- Played college baseball at Villanova University where he was a First Team All-Big East and ABCA/Rawlings Division I East Region selection in 2021.
- Ranked 5th in the NCAA Division I with a 1.54 ERA and 25th with an 0.96 WHIP, lowest WHIP in Villanova history.
- Posted three consecutive double-digit strikeout games (4/30-5/14/21)
- Started and was the winning pitcher in a 2-1 win over No. 3 Arizona State (2/15/20), the highest-ranked opponent victory in school history
- Pitched for Bourne in the 2021 Cape Cod League posting a 1-0 mark with an 0.69 ERA and 13 strikeouts in 13 innings.
- Resides in Cranford, New Jersey.



ANDRE GRANILLO

83

HT: 6-3 WT: 250 B/T: R/R BIRTH DATE: May 12, 2000 ML SERVICE: 0.000

(gruh-NEE-oh)

FULL NAME: Andre Anthony Granillo

BORN: Hemet, California

OPENING DAY AGE: 23 (Turns 24 on May 12)

BECAME A CARDINAL: Selected in 14th round (421st overall) of the 2021 MLB Draft

CONTRACT STATUS: Signed through 2024

PITCHER (NON-ROSTER)

COMPLETE RECORD

Year	Team	W-L	ERA	G	GS	CG	GF	SHO	SV	IP	H	R	ER	HR	HBP	BB	IBB	SO	WP	BK	BA
2021	Palm Beach	2-3	1.50	14	0	0	12	0	2	18.0	10	12	3	1	0	9	0	23	3	0	.159
2022	Palm Beach	3-1	2.87	10	0	0	9	0	2	15.2	10	6	5	2	0	9	0	26	1	0	.185
	Peoria	1-4	3.63	26	0	0	21	0	5	34.2	27	22	14	3	0	19	1	51	4	0	.214
	Springfield	0-1	22.50	3	0	0	1	0	1	2.0	7	5	5	0	0	2	1	5	0	0	.538
2023	Springfield	3-4	4.42	44	0	0	32	0	*14	55.0	42	33	27	6	1	25	1	72	10	1	.209
	Memphis	0-0	6.08	9	0	0	5	0	0	13.1	10	11	9	2	1	13	0	17	2	1	.196
MINOR TOTALS		9-13	4.09	106	0	0	80	0	24	138.2	106	89	63	14	2	77	3	194	20	2	.209

*Led League

CAREER NOTES

- Enters the 2024 season rated as having the "Best Slider" in the Cardinals organization by *Baseball America*.
- Selected to Major League Spring Training as a non-roster invitee for the first time in his career.
- Pitched collegiately at University of California-Riverside (2019-21), where former All-Star closer and Cardinals reliever (2007) Troy Percival was head coach from 2015-20.
- Has struck out 194 batters over 138.2 innings of relief since being drafted in 2021 (12.59 strikeouts/9 IP).
- Among Cardinals minor leaguers with a minimum of 130 innings pitched since 2021, ranks 2nd in both strikeouts/9 IP (12.59) and strikeout rate (32.2%) to Jack Ralston (12.91, 38.4%), and 3rd in swinging-strike rate (17.2%).
- Led the 2023 Cardinals organization and ranked among minor league leaders in games finished (37, T-9th), saves (14, T-15th), and appearances (53, T-11th) between Springfield (AA) and Memphis (AAA). Also finished 4th in the organization in strikeouts/9 IP (11.72) and 5th in average against (.206).
- Paced the 2023 Texas League in saves (14). Was the first Cardinals farmhand to do so since Josh Lucas (16 in 2016).
- Pitched for the Scottsdale Scorpions in the 2023 Arizona Fall League.
- Participated in early workouts and seminars as part of the team's 2023 Spring Training Early Program (STEP Camp).
- Ranked among 2022 Cardinals minor league leaders in strikeouts/9 IP (14.1, 2nd), saves (8, T-4th), and appearances (39, T-10th).

2023

- Participated in early workouts and seminars as part of the team's Spring Training Early Program (STEP Camp).
- Led the Cardinals organization and ranked among minor league baseball leaders in games finished (37, T-9th), saves (14, T-15th), and appearances (53, T-11th) between Springfield (AA) and Memphis (AAA).
- His 30.1% strikeout rate was third best among organization pitchers.
- Led the Texas League in saves (14) and finished T-5th in appearances (44).
- Was the first Cardinals farmhand to pace the Texas League in saves since Josh Lucas (16 in 2016).
- Fanned 72 batters over 55.0 innings pitched with Springfield.
- Struck out at least one hitter in 46 outings and recorded multiple strikeouts in 29 appearances.
- Yielded 13 runs in his first six outings (8.0 IP) in Springfield.
- Over his next 38 games with Springfield from April 27-August 17, recorded a 2.68 ERA (47.0 IP), 14 saves, 57 strikeouts, and a .191 average against.
- Promoted to Memphis on August 20 and made nine appearances for the Redbirds, striking out 17 over 13.1 IP.
- Pitched for the Scottsdale Scorpions in the Arizona Fall League following the season, going 1-0 with 1.80 ERA (10.0 IP), three saves, and 14 strikeouts in eight games.

BACKGROUND/PERSONAL

- Graduated from West Valley High School in Hemet, Calif., where he played baseball and football.
- Pitched three seasons at the University of California-Riverside (2019-21), going 5-1 with a 5.98 ERA (55.2 IP), eight saves, 74 strikeouts, and 28 walks in 42 appearances.
- Former All-Star closer and Cardinal (2007) Troy Percival was UC Riverside's Head Coach for Granillo's first two seasons from 2019-20.
- Pitched for the Mankato MoonDogs in the Collegiate Summer 2020 Northwoods League and CoCoTuit Kettlelers in the 2021 Cape Cod League.
- Is a fan of the Los Angeles Chargers.
- Resides in Hemet, Calif.



Right-handed reliever Andre Granillo pitching on the Cardinals complex fields, February 14, 2024.



SONNY GRAY

54

HT: 5-10 WT: 190 B/T: R/R BIRTH DATE: November 7, 1989 ML SERVICE: 10.061

FULL NAME: Sonny Douglas Gray

BORN: Smyrna, Tennessee

OPENING DAY AGE: 34

BECAME A CARDINAL: Signed as a free agent, November 27, 2023

CONTRACT STATUS: Signed a three-year contract through 2026 with a club option for 2027.

MLB DEBUT: July 10, 2013 at Pittsburgh

RIGHT-HANDED PITCHER

COMPLETE RECORD

Year	Team	W-L	ERA	G	GS	CG	GF	SHD	SV	IP	H	R	ER	HR	HBP	BB	IBB	SO	WP	BK	BA
2011	Midland	1-0	0.45	5	5	0	0	0	0	20.0	15	1	1	0	0	6	0	18	2	0	.214
	AZL Athletics	0-1	4.50	1	1	0	0	0	0	2.0	4	1	1	0	0	0	0	2	0	0	.444
2012	Sacramento	0-0	9.00	1	1	0	0	0	0	4.0	10	4	4	0	1	1	0	2	1	0	.500
	Midland	6-9	4.14	26	26	1	0	1	0	148.0	148	73	68	8	4	57	0	97	16	1	.263
2013	Sacramento	10-7	3.42	20	20	1	0	0	0	118.1	117	51	45	5	0	39	0	118	10	0	.259
	Oakland	5-3	2.67	12	10	0	0	0	0	64.0	51	22	19	4	0	20	0	67	2	1	.214
2014	Oakland	14-10	3.08	33	33	2	0	2	0	219.0	187	84	75	15	7	74	2	183	15	0	.232
2015	Oakland	14-7	2.73	31	31	3	0	2	0	208.0	166	71	63	17	2	59	0	169	13	0	.217
2016	Oakland	5-11	5.69	22	22	0	0	0	0	117.0	133	80	74	18	2	42	0	94	15	0	.286
2017	Nashville#	1-0	0.00	1	1	0	0	0	0	6.0	2	0	0	0	0	0	0	7	1	0	.095
	Stockton#	1-0	0.00	1	1	0	0	0	0	5.0	1	0	0	0	0	0	0	6	0	0	.063
	Oakland	6-5	3.43	16	16	0	0	0	0	97.0	84	48	37	8	1	30	0	94	7	0	.229
	New York (AL)	4-7	3.72	11	11	1	0	0	0	65.1	55	31	27	11	2	27	1	59	4	0	.222
2018	New York (AL)	11-9	4.90	30	23	0	2	0	0	130.1	138	73	71	14	8	57	0	123	9	1	.270
2019	Cincinnati	11-8	2.87	31	31	0	0	0	0	175.1	122	59	56	17	7	68	1	205	7	1	.196
2020	Cincinnati	5-3	3.70	11	11	0	0	0	0	56.0	42	26	23	4	2	26	0	72	7	1	.203
2021	Louisville#	0-0	0.00	1	1	0	0	0	0	3.0	1	0	0	0	1	3	0	4	0	0	.125
	Cincinnati	7-9	4.19	26	26	0	0	0	0	135.1	115	67	63	19	8	50	1	155	9	0	.225
2022	Fort Myers#	0-0	0.00	1	1	0	0	0	0	3.0	1	0	0	0	0	0	0	5	0	0	.091
	Minnesota	8-5	3.08	24	24	0	0	0	0	119.2	99	44	41	11	6	36	0	117	3	0	.224
2023	Minnesota	8-8	2.79	32	32	0	0	0	0	184.0	156	59	57	8	6	55	0	183	6	1	.226
MINOR TOTALS		19-17	3.46	57	57	2	0	1	0	309.1	299	130	119	13	6	106	0	259	30	1	.256
MAJOR TOTALS		98-85	3.47	279	270	6	2	4	0	1571.0	1348	664	606	146	51	544	5	1521	97	5	.230

* Led League + Tied for League Lead

Minor League Rehabilitation Assignment

Note: Major League Uniform Numbers Worn: 54 (2013-17), 55 (2017-18), 54 (2019-present).



WILD CARD SERIES RECORD

Year Team	W-L	ERA	G	GS	CG	GF	SHO	SV	IP	H	R	ER	HR	HBP	BB	IBB	SO	WP	BK	BA
2023 MIN vs. TOR	1-0	0.00	1	1	0	0	0	0	5.0	5	0	0	0	0	2	0	6	1	0	.278

DIVISION SERIES RECORD

Year Team	W-L	ERA	G	GS	CG	GF	SHO	SV	IP	H	R	ER	HR	HBP	BB	IBB	SO	WP	BK	BA
2013 OAK vs. DET	0-1	2.08	2	2	0	0	0	0	13.0	10	3	3	1	0	6	1	12	0	0	.217
2017 NYY vs. CLE	0-1	8.10	1	1	0	0	0	0	3.1	3	3	3	1	1	4	0	2	1	0	.250
2023 MIN vs. HOU	0-1	9.00	1	1	0	0	0	0	4.0	8	5	4	2	0	1	0	6	0	0	.278
D.S. TOTALS	0-3	4.43	4	4	0	0	0	0	20.1	21	11	10	4	1	11	1	20	2	0	.269

LEAGUE CHAMPIONSHIP SERIES RECORD

Year Team	W-L	ERA	G	GS	CG	GF	SHO	SV	IP	H	R	ER	HR	HBP	BB	IBB	SO	WP	BK	BA
2017 NYY vs. HOU	0-0	1.80	1	1	0	0	0	0	5.0	1	2	1	0	1	2	0	4	1	0	.063

ALL-STAR GAME RECORD

Year Team	W-L	ERA	G	GS	CG	GF	SHO	SV	IP	H	R	ER	HR	HBP	BB	IBB	SO	WP	BK	BA
2015 American																				
2019 National																				
2023 American	0-0	0.00	1	0	0	0	0	0	1.0	0	0	0	0	0	1	0	2	0	0	.000
ALL-STAR TOTALS	0-0	0.00	1	0	0	0	0	0	1.0	0	0	0	0	0	1	0	2	0	0	.000

REGULAR SEASON FIELDING RECORD

Position	PCT	G	PO	A	E	TC	DP
Pitcher	.965	279	160	200	13	373	16

Note: Led all Major League pitchers in 2015 with 60 errorless chances and 37 putouts.

REGULAR SEASON BATTING RECORD

Year Team	AVG	G	AB	R	H	2B	3B	HR	RBI	SH	SF	HBP	BB	IBB	SO	SB	CS	GDP	SLG	OBP	E
MAJOR TOTALS	.141	63	99	8	14	0	1	0	3	16	0	0	2	0	35	0	0	1	.162	.167	16

Last Hit: 9/1/21 vs. St. Louis (single off J.A. Happ)

2023 SEASON HIGHS

Most IP: 7.0, 6x. Last: 9/17 at Chicago White Sox
Most Strikeouts: 13, 4/7 vs. Houston
Most Walks: 4, 7/17 at Seattle
Most Runs Allowed: 6, 7/8 vs. Baltimore
Most Earned Runs Allowed: 6, 7/8 vs. Baltimore
Most Hits Allowed: 10, 6/3 vs. Cleveland
Most HRs Allowed: 1, 8x. Last: 9/23 vs. Los Angeles Angels
Longest Winning Streak: 4 games, 4/1-30
Longest Losing Streak: 4 games, 6/3-7/17
Longest Scoreless Streak: 16.0 innings, 4/18-30
Pitches Thrown: 107, 4/24 vs. New York Yankees

CAREER HIGHS

Most IP: 9.0, 5x. Last: 8/7/15 vs. Houston
Most Strikeouts: 13, 4/7/23 vs. Houston
Most Walks: 7, 5/3/15 at Texas
Most Runs Allowed: 8, 7/25/21 vs. St. Louis
Most Earned Runs Allowed: 8, 7/25/21 vs. St. Louis
Most Hits Allowed: 11, twice. Last: 5/3/16 vs. Seattle
Most HRs Allowed: 3, 5x, 7/25/21 vs. St. Louis
Longest Winning Streak: 6 games, twice. Last: 6/18-7/26/14
Longest Losing Streak: 7 games, 4/11/16-7/6/16
Longest Scoreless Streak: 23.0, 8/4-20/19
Complete Games: 6. Last: 9/12/17 at Tampa Bay
Low-Hit Complete Game: 2, twice. Last: 7/12/15 at Cleveland
Shutouts: 4. Last: 7/28/15 at Los Angeles Dodgers
10+ Strikeout Games: 14. Last: 4/7/23 vs. Houston (13)
Last Relief Appearance: 9/29/18 at Boston
Pitches Thrown: 119, 5/3/15 at Texas



CAREER TRANSACTIONS

- Selected by the Chicago Cubs in the 27th round (821st overall) of the June, 2008 First-Year Player Draft, but did not sign.
- Selected by the Oakland Athletics in the first round (18th overall) of the June, 2011 First-Year Player Draft.
- On Oakland Athletics Injured List (right trapezius strain), May 22 to June 5, 2016.
- On Oakland Athletics Injured List (right forearm strain), August 7 to September 28, 2016.
- On Oakland Athletics Injured List (right shoulder strain), April 1 to May 1, 2017; included injury rehabilitation assignment to Stockton (A) and Nashville (AAA).
- Acquired by the New York Yankees along with International Bonus Slot Money in exchange for OF Dustin Fowler, RHP James Kaprielian and INF Jorge Mateo, July 31, 2017.
- Acquired by the Cincinnati Reds along with LHP Reiver Sanmartin from the New York Yankees in exchange for INF/OF Shed Long and 2019 Competitive Balance Round A pick, January 21, 2019.
- On Cincinnati Reds Injured List (right mid-back strain), September 13-21, 2020.
- On Cincinnati Reds Injured List (back spasms), April 1-17, 2021.
- On Cincinnati Reds Injured List (right groin strain), June 9 to July 2, 2021; included injury rehabilitation assignment to Louisville (AAA).
- On Cincinnati Reds Injured List (strained right rib cage), July 8-18, 2021.
- Acquired by the Minnesota Twins along with minor league RHP Francis Peguero from the Cincinnati Reds in exchange for minor league RHP Chase Petty, March 13, 2022.
- On Minnesota Twins Injured List (strained right hamstring), April 17 to May 7, 2022; included injury rehabilitation assignment to Fort Myers (A).
- On Minnesota Twins Injured List (right pectoral strain), June 2-15, 2022.
- On Minnesota Twins Injured List (strained right hamstring), September 20 to end of season 2022.
- Signed a three-year contract with the St. Louis Cardinals through the 2026 season with a club option for 2027, November 27, 2023.

CAREER NOTES

- Joins his fifth Major League team Athletics (2013-17), Yankees (2017-18), Reds (2019-21), Twins (2022-23) and Cardinals (2024).
- Selected by the Oakland Athletics in the 1st round (18th overall) of the 2011 Major League Draft out of Vanderbilt University and signed. Was drafted out of Smyrna High School (TN) by the Cubs in the 27th round of the 2008 MLB Draft, but did not sign.
- Has been the Opening Day starting pitcher for his team three times (Oakland 2013 & 2014; Cincinnati 2020). Was scratched from making the Athletics Opening Day start in 2016 due to food poisoning. Is 2-0 with an 0.45 ERA in his three Opening Day starts.
- Began the season on the Injured List twice (2021; back spasms & 2017; right shoulder strain).
- Has missed 180 games due to injury over his 11-year Major League career (Minnesota 41, Cincinnati 53, Oakland 86).
- Three-time All-Star earning selections in 2015 (American), 2019 (National) and 2023 (American). Made one appearance pitching a scoreless inning in 2023 at T-Mobile Park in Seattle striking out Mookie Betts and Ronald Acuña, Jr.
- Is a career 1-3 with a 3.26 ERA in six postseason starts, covering 30.1 innings with 30 strikeouts. Earned his first postseason win in 2023 with the Twins, clinching the American League Wild Card Series over Toronto, the Twins first postseason series win since 2002.
- Set the Major League record for most starts holding his opposition to six hits or less in 48 consecutive regular season starts (8/25/18 - 5/5/21), excluding "openers". Pittsburgh recorded seven hits on 5/12/21 at PNC Park.

AWARDS & HONORS

American League All-Star

2015: Oakland
2023: Minnesota

National League All-Star

2019: Cincinnati

American League Pitcher of the Month

2014: Oakland - April
2014: Oakland - July

American League Player of the Week

2014: Oakland - Sep. 23-29

Pacific Coast League Mid-Season All-Star

2013: Sacramento (AAA)

Johnny Vander Meer Award

2019: Cincinnati

Baseball America Summer Player of the Year

2010: Vanderbilt

- Enters 2024 just two wins shy of 100 career. Would join the 17 other active MLB pitchers with 100 or more wins.
- His 3.47 career ERA ranks 7th among active pitchers while his 1,521 strikeouts rank 20th.

**CAREER CONTINUED...**

- Posted an 0.39 HR/9 IP during the 2023 season leading MLB and was the lowest mark by a starting pitcher with 180 or more innings pitched in a single season since his career started in 2013. That mark would rank as the 2nd-lowest among Cardinals pitchers in the Wild Card Era (since 1995) behind only Chris Carpenter's 0.33 in 2009.
- Produced the lowest ERA (0.74) by a Reds pitcher in the month of August in 2019 (6 starts).
- Posted the longest career scoreless inning streak of his career at 23.0, from Aug. 4-20, 2019.
- Made seven of his final nine appearances of 2018 out of the bullpen for the Yankees. Is a career 2-0 with a 2.11 ERA in nine relief appearances over his career. His last MLB relief appearances was Sept. 29, 2018 at Boston. Went five years between relief appearances.
- Combined with Evan Scribner on a one-hitter to open the 2015 season for the Athletics vs. TEX (4/6/15). Became the first pitcher to throw at least 8.0 innings with one hit or less on Opening Day since Cleveland's Bob Lemon on April 14, 1953 vs. CWS.
- Established an Athletics fielding record with 37 putouts by a pitcher in 2015, the most by a pitcher in a single season since Kevin Brown had 41 in 1999 with the Dodgers and snapping the Athletics previous franchise record which lasted 114 years, by Chick Fraser with 35 in 1901.
- Struck out 183 batters his first full season in 2014, ranked 10th in Oakland Athletics history and 3rd-most by a pitcher aged 24 or younger (21-year old Vida Blue, 301 in 1971 & 23-year old Barry Zito, 205 in 2001).
- Named American League Pitcher of the Month twice in 2014 in April (4-1, 2.06 ERA) and July (5-0, 1.03 ERA), only the 3rd pitcher in Athletics history joining Dave Stewart (1990) and Barry Zito (2001).
- Clinched a postseason berth for the Athletics with a 4-0 shutout at TEX (9/28/14) becoming the second Oakland pitcher to throw a complete game shutout to clinch a postseason appearance (Dave Stewart, 9/25/1990 at KC).
- Finished 2nd in the the MLBPA's National League Comeback Player of the Year behind the Braves; Josh Donaldson in 2019
- Finished 2nd in the American League Cy Young Award voting behind Gerrit Cole (NYY) who received 30 unanimous 1st place votes. Gray received 20 2nd place votes and six 3rd place. Also ranked 18th in AL MVP voting.

2023

- Pitched his second season with the Twins organization and his first season making 32 or more starts since a career-high 33 with Oakland in 2014, his first full professional season.
- Finished 2nd in the American League Cy Young Award voting behind Gerrit Cole (NYY) who received 30 unanimous 1st place votes. Gray received 20 2nd place votes and six 3rd place. Also ranked 18th in AL MVP voting.
- Led all Major League pitchers with an 0.39 HR/9 IP, allowing just eight home runs over 184 innings pitched. The lowest single season HR/9 IP mark by any MLB pitcher with over 180 innings pitched since his career began in 2013.

CAREER MILESTONES**Major League Debut**

July 10, 2013 at Pittsburgh

First Major League Start

August 10, 2013 at Toronto

First Major League Win

August 15, 2013 vs. Houston

First Major League StrikeoutJuly 10, 2013 at Pittsburgh
(5th inning, Clint Barmes, swinging)**50th Career Win**

April 7, 2018 vs. Baltimore

500th Career StrikeoutJuly 26, 2016 at Texas
(1st inning, Jurickson Profar, swinging)**1,000th Career Strikeout**July 24, 2020
(5th inning, Austin Romine, swinging)**1,500th Career Strikeout**September 11, 2023 vs. Tampa Bay
(1st inning, Taylor Walls, looking)

- Ranked 2nd in the American League with a 2.79 ERA (3rd in MLB) and was the lowest by a Twins pitcher since Johan Santana posted a 2.77 mark in 2006. Was 20th lowest qualifying ERA in Twins franchise history.
- Tied for first on the Twins staff in games started (32), ranked 2nd in innings pitched (184.0) and 3rd in strikeouts (183).
- Named to the 2023 American League All-Star team. Threw one scoreless inning with a walk and two strikeouts (Ronald Acuña, Jr. & Mookie Betts) in his first All-Star Game appearance, as he did not pitch in his previous two selections in 2015 and 2019.
- Started the Twins Home Opener vs. HOU (4/7) and struck out a career-high 13 batters over 7.0 innings. Was his 13th career double-digit strikeout game and set the Twins Home Opener record for strikeouts passing the previous mark of 10 shared by Bert Blyleven's vs. CWS in 1974 and Francisco Liriano vs. CLE in 2019.
- Fired a season-high 16.0 inning scoreless streak (4/18-30).
- Hurlled a season-high 107 pitches vs. NYY (4/24) over 7.0 scoreless innings of three-hit ball.
- Surpassed 1,500 innings pitched for his career at KC (7/28). Recorded his 1,500th career strikeout vs. TB (9/11) getting Taylor Walls swinging in the 1st inning.
- Received two runs of support or less in 21-of-32 starts, ranking 3rd-lowest among American League pitchers at 3.91 run support average.
- Reached 10 years of Major League service time on July 18.

2023 POSTSEASON: Started Game 2 of the American League Wild Card series vs. TOR (10/4), pitched 5.0 scoreless inning of five-hit ball en route to the series clinching 2-0 win. Was his first postseason win and the Twins first postseason series win since defeating Oakland in the 2002 Division Series. Pitched Game 3 of the ALDS vs. HOU (10/10) and suffered a 9-1 loss allowing five runs (4 ER) on eight hits and two home runs (Bregman & Alvarez) which was 25% of his HR total allowed in the regular season. Had not allowed 2 HR in any regular or postseason game since 9/24/21 vs. WSH.

BACKGROUND/PERSONAL

- Graduated from Smyrna High (TN) School.
- A two-sport athlete, lettered all four years in baseball and three years in football. Played quarterback and led Smyrna to back-to-back Tennessee High School state championships. Was also Homecoming King.
- Wrote in his high school bio that 10 years from now he hopes to be playing Major League Baseball and accomplished that goal.
- Played college baseball at Vanderbilt University where he finished his career ranking 2nd all-time in wins (27) and 4th in strikeouts (317). Led the Commodores to their first ever College World Series appearance in 2011 posting a 12-4 record with a 2.43 ERA.
- Pitched for Team USA in 2010 and 2011.
- 2010 Baseball America Summer Player of the Year.
- Let his son, Gunnar, draft his fantasy football team in 2022 and it made the postseason in the Minnesota Twins team league despite drafting quarterbacks Jalen Hurts and Patrick Mahomes in back-to-back rounds.
- Had his children watch Little Big League after being traded from Cincinnati to Minnesota to help them acclimate to his new team, which was the featured MLB team in the movie.
- Made an acting appearance in high school in Smyrna High School's production of Disney's "High School Musical". Played Troy Bolton, which involved a significant amount of singing and dancing to songs "Start of Something New", "Get'cha Head in the Game" and "We're All in This Together."
- Is often times seen carrying a baseball with him serving as a touchstone to his craft.
- He and his wife, Jessica, have two sons, Gunnar and Declan. The family resides in Nashville, Tennessee.

LOWEST SINGLE SEASON HOME RUNS/9 IP SINCE 2013

MLB Rank	Year Team	IP	HR/9 IP
1. Garrett Richards	2014 LAA	168.2	0.27
2. Dallas Keuchel	*2020 CWS	63.1	0.28
3. Matt Harvey	2013 NYM	178.1	0.35
4. Corbin Burnes	2021 MIL	167.0	0.38
Zack Wheeler	*2020 PHI	71.0	0.38
6. Sonny Gray	2023 MIN	184.0	0.39
Jake Arrieta	2015 CHI	229.0	0.39
8. Adam Wainwright	2014 STL	227.0	0.40
9. Clayton Kershaw	2014 LAD	198.1	0.41
Gio González	2015 WSH	175.2	0.41

*COVID-19 Shortened Season (60 Games)



Starting pitcher Sonny Gray makes his Cardinals debut in a start vs. the Boston Red Sox, February 27, 2024 at Roger Dean Chevrolet Stadium.

**RYAN
HELSELEY****56**

HT: 6-1 WT: 235 B/T: R/R BIRTH DATE: July 18, 1994 ML SERVICE: 4.105

FULL NAME: Ryan Dalton Helsley

BORN: Talequah, Oklahoma

OPENING DAY AGE: 29 (Turns 30 on July 18)

BECAME A CARDINAL: Selected in the fifth round (161st overall) in the 2015 MLB Draft

CONTRACT STATUS: Signed through 2024

MLB DEBUT: April 16, 2019 at Milwaukee

RIGHT-HANDED PITCHER **COMPLETE RECORD**

Year	Team	W-L	ERA	G	GS	CG	GF	SHO	SV	IP	H	R	ER	HR	HBP	BB	IBB	SO	WP	BK	BA
2015	Johnson City	1-1	2.01	11	9	0	0	0	0	40.1	33	13	9	1	0	19	0	35	3	0	.221
2016	Peoria	10-2	1.61	17	17	0	0	0	0	95.0	77	22	17	3	1	19	0	109	7	1	.216
2017	Palm Beach	8-2	2.69	17	16	1	0	+1	0	93.2	72	30	28	3	1	30	0	91	6	0	.213
	Springfield	3-1	2.67	6	6	0	0	0	0	33.2	25	12	10	4	1	15	0	41	3	0	.200
	Memphis	0-0	3.60	1	1	0	0	0	0	5.0	7	2	2	0	0	3	0	5	0	0	.350
2018	Memphis	2-1	3.71	5	5	0	0	0	0	26.2	18	14	11	2	0	9	0	34	1	0	.188
	Springfield	3-2	4.39	7	7	1	0	0	0	41.0	30	22	20	5	2	20	0	44	10	0	.203
	GCL Cardinals	0-0	0.00	1	1	0	0	0	0	2.2	1	0	0	0	0	3	0	4	0	0	.111
2019	ST. LOUIS	2-0	2.95	24	0	0	4	0	0	36.2	34	13	12	5	0	12	2	32	2	1	.245
	Memphis	2-3	4.58	17	7	0	0	0	1	37.1	29	20	19	3	0	20	0	41	3	0	.218
2020	ST. LOUIS	1-1	5.25	12	0	0	4	0	1	12.0	8	8	7	3	1	8	1	10	0	0	.186
2021	ST. LOUIS	6-4	4.56	51	0	0	7	0	1	47.1	40	24	24	4	0	27	2	47	7	0	.227
2022	ST. LOUIS	9-1	1.25	54	0	0	33	0	19	64.2	28	11	9	6	0	20	1	94	1	0	.128
2023	ST. LOUIS	3-4	2.45	33	0	0	25	0	14	36.2	22	11	10	1	1	17	1	52	3	1	.176
	Memphis#	0-0	0.00	1	0	0	0	0	0	0.1	1	0	0	0	0	1	0	0	1	0	.500
	Springfield#	0-0	9.00	4	0	0	0	0	0	4.0	7	4	4	1	0	1	0	4	0	0	.368
MINOR TOTALS		29-12	2.84	87	69	2	0	1	1	379.2	300	139	120	22	5	140	0	408	34	1	.215
MAJORS TOTALS		21-10	2.83	174	0	0	73	0	35	197.1	132	67	62	19	2	84	7	235	13	2	.188

+ Tied for League Lead #Injury rehabilitation assignment

Note: Major League Uniform Numbers Worn: 56 (2019-present)

WILD CARD RECORD

Year	Team	W-L	ERA	G	GS	CG	GF	SHO	SV	IP	H	R	ER	HR	HBP	BB	IBB	SO	WP	BK	BA
2020	STL at SD	0-0	5.40	2	0	0	0	0	0	1.2	1	1	1	0	0	0	0	2	0	0	.167
2021	STL at LAD	Injured - Did Not Pitch																			
2022	STL vs. PHI	0-1	36.00	1	0	0	0	0	0	1.0	1	4	4	0	1	2	0	2	0	0	.250
W.C. TOTALS		0-1	16.88	3	0	0	0	0	0	2.2	2	5	5	0	1	2	0	4	0	0	.200

DIVISION SERIES RECORD

Year	Team	W-L	ERA	G	GS	CG	GF	SHO	SV	IP	H	R	ER	HR	HBP	BB	IBB	SO	WP	BK	BA
2019	STL vs. ATL	0-0	0.00	2	0	0	0	0	0	1.1	1	0	0	0	0	0	0	3	0	0	.200



LEAGUE CHAMPIONSHIP SERIES RECORD

Year Team	W-L	ERA	G	GS	CG	GF	SHO	SV	IP	H	R	ER	HR	HBP	BB	IBB	SO	WP	BK	BA
2019 STL vs. WSH	0-0	0.00	3	0	0	1	0	0	4.0	0	0	0	0	0	1	0	5	0	0	.000

ALL-STAR GAME RECORD

Year Team	W-L	ERA	G	GS	CG	GF	SHO	SV	IP	H	R	ER	HR	HBP	BB	IBB	SO	WP	BK	BA
2022 National	0-0	0.00	1	0	0	0	0	0	1.0	1	0	0	0	0	0	0	2	0	0	.250

REGULAR SEASON FIELDING RECORD

Position	PCT	G	PO	A	E	TC	DP
Pitcher	1.000	174	12	16	0	28	1

REGULAR SEASON BATTING RECORD

	AVG	G	AB	R	H	2B	3B	HR	RBI	SH	SF	HBP	BB	IBB	SO	SB	CS	GDP	SLG	OBP	E
MAJOR TOTALS	.333	87	3	0	1	0	0	0	0	0	0	0	0	0	2	0	0	0	.333	.333	0

CAREER TRANSACTIONS

- Selected by the St. Louis Cardinals in the fifth round (161st overall) of the 2015 MLB Draft.
- On St. Louis injured list (right shoulder impingement), June 13 - July 2, 2019, included injury rehabilitation assignments to Memphis (AAA).
- On St. Louis injured list, August 15 - 31, 2020.
- On St. Louis injured list (right elbow stress reaction), August 20, 2021 - the end of season.
- On St. Louis paternity list, August 19-21, 2022.
- On St. Louis restricted list, August 22-25, 2022.
- On St. Louis injured list (right forearm strain), June 10 - August 31, 2023, included injury rehabilitation assignments to Springfield (AA) and Memphis (AAA).

2023 SEASON HIGHS

Most IP: 2.0, 5/12 at Boston
Most Strikeouts: 4, 5/12 at Boston
Most Walks: 3, 9/23 at San Diego
Most Runs Allowed: 3, 4/25 at San Francisco
Most Earned Runs Allowed: 3, 4/25 at San Francisco
Most Hits Allowed: 3, twice. Last: 5/20 vs. Los Angeles Dodgers
Most HRs Allowed: 1, 4/25 at San Francisco
Longest Winning Streak: 2 games, 5/12-5/20
Longest Losing Streak: 2 games, 3/30-4/25
Longest Scoreless Streak: 10.1 IP, 6/5-9/18
Pitches Thrown: 30, 9/23 at San Diego

CAREER HIGHS

Most IP: 3.0, 8/5/19 at Los Angeles Dodgers
Most Strikeouts: 5, 7/2/22 at Philadelphia
Most Walks: 4, 8/5/19 at Los Angeles Dodgers
Most Runs Allowed: 4, 4/4/21 at Cincinnati
Most ER Allowed: 4, 4/4/21 at Cincinnati
Most Hits Allowed: 4, twice. Last: 9/27/19 vs. Chicago Cubs
Most HRs Allowed: 1, 19x. Last: 4/25/23 at San Francisco
Longest Winning Streak: 6 games. Last: 7/2/22-8/28/22
Longest Losing Streak: 4 games, 5/12/21-6/5/21
Longest Scoreless Streak: 12.0 IP, 5/31-6/28/22
Pitches Thrown: 60, 8/5/19 at Los Angeles Dodgers
Last Start: n/a



CAREER NOTES

- In 2022, was named a National League All-Star, voted as one of two relief pitchers to the All-MLB Second Team, and finished 12th in the NL Cy Young Award voting.
- Since the beginning of the 2022 season, ranks 2nd among qualified MLB relievers in ERA (1.69), average against (.145), opponent OBP (.229), opponent slugging (.247), opponent OPS (.476), baserunners/9 (7.82), hits/9 (4.44), and WHIP (0.86), and 3rd in strikeout pct. (37.9).
- Has led the Cardinals in saves in each of the last two seasons (19 in 2022 and 14 in 2023). His 35 career saves ranks 19th all-time in Cardinals history.
- In 2022, established new single-season records for Cardinals relievers in opposing on-base percentage (.201), WHIP (0.74), baserunners/9 IP (6.68), and strikeout percentage (39.3%), while tying franchise bests for ERA (1.25) and average against (.128).
- Ranked 3rd among qualified 2022 MLB relievers in strikeout rate (39.3%) behind Edwin Diaz (50.2%) and Devin Williams (40.0%).
- Is one of three Cardinals in history to record an Immaculate Inning (Sept. 16, 2022 vs. Cincinnati), with Bob Gibson (May 12, 1969 vs. Los Angeles Dodgers) and Jason Isringhausen (April 13, 2002 vs. Houston).
- Since his MLB debut season in 2019, ranks 9th in Major League Baseball with 422 pitches of 100 MPH or faster (13.4% of 3,145 total pitches).
- Averaged 99.7 MPH on his fastball in 2023 (4th-fastest in MLB) and 99.6 MPH in 2022 (5th-fastest in MLB).
- Threw the fastest pitch in MLB during the 2022 season, a 104.2 MPH fastball to Rowdy Tellez for a groundout on Sept. 27 at Milwaukee.
- In 2021, was 2nd in MLB behind Liam Hendriks (10.0%) in Inherited Runners Scored Percentage (12.9%). Marked the 5th-lowest qualifying IRS Pct. by a Cardinal since 1974.
- Moved to a bullpen role for the 2019 season after starting 62 of his first 65 minor league games (2015-18).

MLB RELIEVERS RANKINGS SINCE 2022

MLB Rank	ERA	Team(s)
1. Evan Phillips	1.59	Dodgers
2. Ryan Helsley	1.69	Cardinals
3. Devin Williams	1.73	Brewers
MLB Rank	Opp. BA	Team(s)
1. Devin Williams	.140	Brewers
2. Ryan Helsley	.145	Cardinal
3. Félix Bautista	.156	Orioles
MLB Rank	Opp. OBP	Team(s)
1. Devin Williams	.226	Brewers
2. Ryan Helsley	.229	Cardinal
3. Tyler Holton	.237	Diamondbacks/Tigers
MLB Rank	Opp. SLG	Team(s)
1. Devin Williams	.211	Brewers
2. Ryan Helsley	.229	Cardinal
3. Alexis Díaz	.249	Reds
MLB Rank	Opp. OPS	Team(s)
1. Devin Williams	.464	Brewers
2. Ryan Helsley	.476	Cardinals
3. Evan Phillips	.483	Dodgers
MLB Rank	BR/9	Team(s)
1. Evan Phillips	7.60	Dodgers
2. Ryan Helsley	7.82	Cardinals
3. Tyler Holton	8.20	Diamondbacks/Tigers
MLB Rank	Hits/9	Team(s)
1. Devin Williams	4.30	Brewers
2. Ryan Helsley	4.44	Cardinal
3. Félix Bautista	4.83	Orioles
MLB Rank	WHIP	Team(s)
1. Evan Phillips	0.80	Dodgers
2. Ryan Helsley	0.86	Cardinals
3. Jason Adam	0.88	Rays
MLB Rank	K%	Team(s)
1. Félix Bautista	40.4	Orioles
2. Devin Williams	38.9	Brewers
3. Ryan Helsley	37.9	Cardinals



2023

- Led the team in saves (14) and save opportunities (19).
- Missed 70 games with a right forearm strain from June 10-August 31. Rehabbed with Memphis (AAA) and Springfield (AA) in August.
- Recorded four saves of 4 outs or more, T-2nd in MLB behind Félix Bautista (5).
- Limited opposing right-handed batters to slash .134/.238/.164 (9-67) with a .402 OPS.
- Converted seven saves after Sept. 1 (3rd in the NL).
- 28 of his 33 outings were scoreless, Yielded two earned runs or more in four assignments.
- Stranded 17 of 20 inherited runners.
- Ranked 8th overall in MLB with 151 pitches of 100 MPH or faster, (24.9% of 607 total pitches).
- Averaged 99.7 MPH on his fastball, 4th-fastest in MLB.
- Pitched on consecutive days seven times, where he recorded six saves and 2.45 ERA (7.1 IP).
- Allowed just one home run during the season, a three-run walkoff homer to Blake Sabol on April 25 at San Francisco.
- Tallied a six-out save with a season-high four strikeouts on May 12 at Boston, while also hurling a season-fast 103.1 MPH 4-seam fastball to Reese McGuire.
- In 11 games after being activated from 60-day IL on Sept. 1, logged a 0.77 ERA (11.2 IP/1 ER), .108 opp. average (4-37), 19 strikeouts, seven saves, and a 0.86 WHIP.
- Recorded the final four outs of Adam Wainwright's 200th career win (Sept. 18 vs. Milwaukee, 1-0 victory).

BACKGROUND/PERSONAL

- Graduated from Sequoyah (OK) High School, where he was an All-State performer in both baseball and basketball.
- Played college baseball at Northeastern State University in Tahlequah, Oklahoma.
- Became the first former NSU baseball player to have his number (#8) retired in November 2022.
- Struck out 95 batters over 63.2 innings including four double-digit strikeout games during his sophomore year.
- Named Mid-American Intercollegiate Athletic Association Freshman of the Year in 2014.
- Is a member of the Cherokee tribe.
- Resides in Cookson, Oklahoma with his wife, Alex, and daughter, Eliana Ray (8/19/22).

AWARDS & HONORS

All-MLB Second Team - Relief Pitcher
2022: St. Louis

National League All-Star
2022: St. Louis

Pacific Coast League Championship
2017: Memphis (AAA)

Florida State League Most Valuable Pitcher
2017: Palm Beach (High-A)

Florida State League Postseason All-Star
2017: Palm Beach (High-A)

Midwest League Mid-Season All-Star
2016: Peoria (A)

Midwest League Pitcher of the Week
2016: Peoria (A) - April 18-24
2016: Peoria (A) Aug. 29-Sept. 4

Baseball America Low Class-A All-Star
2016: Peoria (A)

Baseball America Rookie All-Star
2015: Johnson City (R)

CAREER MILESTONES

Major League Debut
April 16, 2019 at Milwaukee

First Major League Win
August 25, 2019 vs. Colorado

First Major League Save
September 15, 2019 vs. Milwaukee

First Major League Strikeout
April 16, 2019 at Milwaukee
(5th inning, Ryan Braun, swinging)



TINK HENCE

72

HT: 6-1 WT: 195 B/T: R/R BIRTH DATE: August 6, 2002 ML SERVICE: 0.000

FULL NAME: Markevis Jervon Hence

BORN: Pine Bluff, Arkansas

OPENING DAY AGE: 21 (Turns 22 on August 6)

BECAME A CARDINAL: Selected by the Cardinals in the Competitive Balance Round B (63rd overall) 2020 MLB Draft

CONTRACT STATUS: Signed through 2024

PITCHER (NON-ROSTER)

COMPLETE RECORD

Year	Team	W-L	ERA	G	GS	CG	GF	SHO	SV	IP	H	R	ER	HR	HBP	BB	IBB	SO	WP	BK	BA
2021	FCL Cardinals	0-1	9.00	8	1	0	5	0	1	8.0	11	10	8	1	2	3	0	14	2	0	.306
2022	Palm Beach	0-1	1.38	16	16	0	0	0	0	52.1	31	9	8	1	1	15	0	81	2	0	.174
2023	Peoria	2-1	2.81	11	11	0	0	0	0	41.2	34	14	13	4	1	12	0	46	1	0	.224
	Springfield	2-5	5.47	12	12	0	0	0	0	54.1	60	37	33	8	2	22	0	53	5	0	.283
MINOR TOTALS		4-8	3.57	47	40	0	5	0	1	156.1	136	70	62	14	6	52	0	194	10	0	.235

CAREER NOTES

- Invited to Major League Spring Training for the second straight season and enters camp as the team's youngest pitcher at 21-years old.
- Enters the 2024 season ranked by *Baseball America* as the No. 4 prospect in the Cardinals organization (No. 84 in Top 100 overall).
- Rated as having the "Best Fastball" in the Cardinals organization by *Baseball America* entering 2024.
- Pitched for the National League in the 2023 Sirius XM All-Star Futures Game at T-Mobile Park in Seattle. Entered to begin the 2nd inning tossing a scoreless frame allowing a hit, a walk and a strikeout for a Hold (24 pitches/13 strikes).
- 2022 Florida State League Pitcher of the Year.
- 2022 Florida State League Post-Season All-Star.
- Led all 2022 Cardinals Minor League pitchers with an 0.88 WHIP. Ranked in the Top 10 in ERA (1.38, 2nd), opponent BA (.174, 5th), strikeouts/9 IP (13.9, 4th), strikeout/walk ratio (5.40, 2nd) and Toughest to HR Off (195.0 TBF/HR, 5th).
- Averaging 11.2 strikeouts/9 IP over his three professional seasons covering 47 appearances and 156.1 innings.
- Has not thrown over 5.0 innings or 82 pitches in any of his 40 games started/47 total appearances during his three professional seasons.
- Pitched for Salt River in the 2022 Arizona Fall League and was named as an AFL Rising Star. Went 0-0 with a 2.16 ERA and nine strikeouts in 8.1 innings over nine relief appearances.

AWARDS & HONORS

Sirius XM All-Star Futures Game

2023: National League

Cardinals Minor League Co-Pitcher of the Month

2023: Peoria (A) - June

Baseball America Class Low-A All-Star

2022: Palm Beach (A)

Arizona Fall League Rising Stars

2022: Salt River

Florida State League Pitcher of the Year

2022: Palm Beach (Single-A)

Florida State League Post-Season All-Star

2022: Palm Beach (Single-A)

- Over his 47 career appearances, has allowed more than six hits only three times (9 vs. San Antonio, 8/11/23).
- Has only been on the Minor League Injured List once, missing 21 games with a right intercostal muscle spasm with no structural abnormality, April 17-May 10, 2023.

2023

- Began the season in Peoria (High-A) and made 11 starts before a promotion to Springfield (AA) finishing the season with 12 starts for the Double-A squad. Tied for 3rd among Cardinals minor league pitchers with 23 games started.
- Missed 21 games on the 7-day Injured List with a right intercostal muscle spasm with no structural abnormality, April 17-May 10.
- Threw 11.2 scoreless innings to begin the 2023 season, limiting opponents to a .162 batting average and 0.84 WHIP.
- Made his first Double-A start with Springfield vs. Amarillo on July 4 and allowed just one run over 5.0 innings in his debut tossing 80 pitches.
- Named Cardinals Co-Minor League Pitcher of the Month along with Max Rajcic for June, posting a 2-0 mark with a 2.57 ERA and 20 strikeouts over 21.0 innings encompassing five starts.
- Pitched for the National League in the 2023 Futures Game in Seattle tossing a scoreless inning with one hit, a walk, and a strikeout.
- Posted career highs in innings pitched (96.0), strikeouts (99) and games started (23) between Peoria (High-A) and Springfield (AA).
- Did not pitch more than 5.0 innings or over 82 pitches in any of his 23 starts.
- Earned his first professional win vs. Beloit (6/10), tossing 5.0 innings allowing one run on five hits.
- Struck out a career-high nine batters at Tulsa (7/28) over 5.0 innings allowing just two runs on two hits for his final win of the season.

BACKGROUND/PERSONAL

- Selected by St. Louis with the 63rd overall selection in 2020, which originally was the Tampa Bay Rays Competitive Balance Round B selection that was obtained in the January 2020 trade package that netted Matthew Liberatore.
- Graduated from Watson Chapel High School in Pine Bluff Arkansas. Posted an 0.64 ERA with 61 strikeouts over 43.2 innings in 2019 as a junior. COVID cut his senior season to five games in 2020.
- Signed his college letter of intent to play at the University of Arkansas in the same recruiting class as Masyn Winn. Both were members of the Arkansas Sticks Baseball Academy.
- Is an alum of the MLB/USA Baseball Breakthrough Series and Dream Series, established in 2008 as a cost-free development program.
- Played in the Future Stars Series in September 2019 and the WWBA Showcase in October 2019.
- His older brother, Braelin, played college baseball as an infielder at the University of Arkansas-Pine Bluff.
- Signed by Dirk Kinney.
- Resides in White Hall, Arkansas.



Right-handed pitcher Tink Hence strikes out four over 2.0 scoreless innings in his Spring debut against the Houston Astros, February 25, 2024 at CACTI Park of the Palm Beaches.



SAMMY

HERNANDEZ

98

HT: 5-9

WT: 185

B/T: R/R

BIRTH DATE: June 1, 2004

ML SERVICE: 0.000

FULL NAME: Samuel Jadiel Hernandez

BORN: Ponce, Puerto Rico

OPENING DAY AGE: 19 (Turns 20 on June 1)

BECAME A CARDINAL: Acquired from the Toronto Blue Jays in exchange for LHP Génesis Cabrera, July 21, 2023.

CONTRACT STATUS: Signed through 2024

CATCHER (NON-ROSTER)

COMPLETE RECORD

Year	Team	AVG	G	AB	R	H	2B	3B	HR	RBI	SH	SF	HBP	BB	IBB	SO	SB	CS	GDP	SLG	OBP	E
2022	FCL Blue Jays	.067	7	15	2	1	0	0	0	0	0	0	0	1	0	2	0	0	0	.067	.125	0
2023	FCL Blue Jays	.261	14	46	14	12	5	1	1	8	0	6	3	0	14	1	0	0	0	.478	.382	1
	Dunedin	.192	28	104	13	20	3	2	2	7	0	1	2	5	0	27	0	0	5	.317	.241	6
	FCL Cardinals	.250	6	16	4	4	0	1	2	4	0	0	0	5	0	2	0	0	0	.750	.429	0
	Palm Beach	.212	10	33	6	7	0	0	1	7	0	0	0	7	0	8	0	0	0	.303	.350	1
	MINOR TOTALS	.206	65	214	39	44	8	4	6	26	0	1	8	21	0	53	1	0	5	.365	.299	8

CAREER NOTES

- 2024 Puerto Rico Winter League Rookie of the Year. Batted .253, 1 HR, 12 RBI and a .382 OBP in 19 games.
- Acquired by the Cardinals from the Blue Jays in exchange for LHP Génesis Cabrera, 10 days before the 2023 MLB Trade Deadline.
- Enters 2024 Spring Training as the youngest player in camp at 19 years old.
- Puerto Rican-born catcher was originally selected by the Blue Jays in the 14th round of the 2022 Major League Baseball draft out of Lakeland (Fla.) High School.
- Played for four different teams in 2023, two with the Cardinals and two with the Blue Jays

2023

- Played in 58 games beginning his season with Dunedin (A) and also appeared in games for the FCL Blue Jays (R), FCL Cardinals (R) and Palm Beach (A).
- Threw out 32.5% (27 CS/83 SB ATT) of attempted base stealers. Recorded a career-high three attempted base stealers caught vs. Tampa (4/15).
- Hit his first professional home run vs. Tampa (4/15), a solo shot of Sean Hermann.
- Posted a career day vs. FCL Tigers (6/16) going 5-for-6 with two doubles, a triple and three RBI and three runs scored.

AWARDS & HONORS

Puerto Rico Winter League Rookie of the Year
2024: Leones de Ponce

PERSONAL/BACKGROUND

- Graduated from Lakeland (Fla.) High School, the same high school which produced LHP Chris Sale, OF Keon Broxton and former Cardinals RHP Josh Lucas.
- Selected by the Toronto Blue Jays in the 14th round of the 2022 Major League Baseball Draft.
- His family moved from Puerto Rico to Florida prior to entering high school to give him better opportunities.
- 2022 Lakeland Ledger Player of the Year batting .411 with 5 HR, 27 RBI, 10 doubles and two triples.
- Batted .667 (18-27) his sophomore season before it was canceled by COVID-19 outbreak.
- Sustained a dislocated thumb injury his senior season and played left field so he could stay in the lineup.
- Signed his college letter of intent to the University of Houston.
- Resides in Lakeland, Florida.

CAREER TRANSACTIONS

- Selected by the Toronto Blue Jays in the 14th round (428th overall) of the 2022 Major League Baseball Draft.
- Acquired by the St. Louis Cardinals from the Toronto Blue Jays in exchange for LHP Génesis Cabrera, July 21, 2023.



IVÁN

HERRERA**48**

HT: 6-0 WT: 220 B/T: R/R BIRTH DATE: June 1, 2000 ML SERVICE: 0.063

(ee-VAHN her-RAIR-uh)

FULL NAME: Iván Aaron Herrera

BORN: Panama City, Panama

OPENING DAY AGE: 23 (Turns 24 on June 1)

BECAME A CARDINAL: Signed as an international free agent, July 7, 2016

CONTRACT STATUS: Signed through 2024

MLB DEBUT: May 24, 2022 vs. Toronto

CATCHER **COMPLETE RECORD**

Year Team	AVG	G	AB	R	H	2B	3B	HR	RBI	SH	SF	HBP	BB	IBB	SO	SB	CS	GDP	SLG	OBP	E
2017 DSL Cardinals	.335	49	170	21	57	15	0	1	27	1	2	10	18	0	36	2	2	3	.441	.425	5
2018 Springfield	.000	2	4	0	0	0	0	0	0	0	0	1	0	0	2	0	0	0	.000	.200	0
GCL Cardinals	.348	28	112	23	39	6	4	1	25	0	2	5	11	0	20	1	1	2	.500	.423	1
2019 Palm Beach	.276	18	58	7	16	0	0	1	5	0	1	1	5	0	16	0	0	1	.328	.338	1
Peoria	.286	69	248	41	71	10	0	8	42	0	3	5	35	1	56	1	1	11	.423	.381	10
2020	DID NOT PLAY -- ALTERNATE TRAINING SITE ONLY																				
2021 Springfield	.231	98	363	50	84	13	0	17	63	0	+7	7	60	0	96	2	3	10	.408	.346	9
Memphis	.000	1	4	0	0	0	0	0	0	0	0	0	0	0	0	0	0	0	.000	.000	0
2022 ST. LOUIS	.111	11	18	0	2	0	0	0	1	1	1	0	2	0	8	0	0	0	.111	.190	0
Memphis	.268	65	235	41	63	10	1	6	34	0	2	3	38	0	52	5	1	12	.396	.374	4
2023 ST. LOUIS	.297	13	37	6	11	2	0	0	4	0	0	2	5	0	11	0	0	1	.351	.409	0
Memphis	.297	83	290	66	86	27	1	10	60	0	2	8	75	0	77	11	2	4	.500	.451	6
MINOR TOTALS	.280	413	1484	249	416	81	6	44	256	1	19	40	242	1	355	22	10	43	.432	.391	36
MAJOR TOTALS	.236	24	55	6	13	2	0	0	5	1	1	2	7	0	19	0	0	1	.273	.338	0

+ Tied for League Lead

Note: Major League Uniform Numbers Worn: 47 (2022), 48 (2023-present)

WILD CARD SERIES RECORD

Year Team	AVG	G	AB	R	H	2B	3B	HR	RBI	SH	SF	HBP	BB	IBB	SO	SB	CS	GDP	SLG	OBP	E
2022 STL vs. PHI	NOT ON POSTSEASON ROSTER - ST. LOUIS TAXI SQUAD																				

REGULAR SEASON FIELDING RECORD

Position	PCT	G	PO	A	E	TC	DP	PB	CS	ATT	PCT	P-OFF
Catcher	1.000	24	125	14	0	139	0	1	2	7	.286	0

CAREER TRANSACTIONS

- Signed by the St. Louis Cardinals as an international free agent, July, 7, 2016.

**2023 SEASON CAREER HIGHS**

Most Hits: 3, 7/15 vs. Washington
Most Runs: 3, 9/30 vs. Cincinnati
Most 2Bs: 1, twice. Last: 9/30 vs. Cincinnati
Most RBI: 2, twice. Last: 9/30 vs. Cincinnati
Most BBs: 2, twice. Last: 9/30 vs. Cincinnati
Longest Hitting Streak: 3 games, 7/7-15

CAREER HIGHS

Most Hits: 3, 7/15/23 vs. Washington
Most Runs: 3, 9/30/23 vs. Cincinnati
Most 2Bs: 1, twice. Last: 9/30/23 vs. Cincinnati
Most HRs: n/a
Most RBI: 2, twice. Last: 9/30/23 vs. Cincinnati
Most BBs: 2, twice. Last: 9/30/23 vs. Cincinnati
Longest Hitting Streak: 3 games, 7/7-15/23

CAREER NOTES

- Earned honors in 2023 as Cardinals Minor League Player of the Year, International League Postseason All-Star and *Baseball America* Triple-A All-Star.
- 2024 Caribbean Series All-Star Team for Chiriqui squad representing Panama. Batted .357 and led the tournament with 3 HR and 10 RBI. Hit go-ahead home run in the 3rd place game against Curacao.
- Enters the 2024 season as the No. 6 prospect in the Cardinals organization by *Baseball America*.
- MiLB.com Organization All-Star in 2019, 2021 and 2023.
- Made his Major League debut in 2022 after the Panama native entered the season as the Cardinals Top International Prospect by *MLB.com*.
- Ranks 6th all-time in games played among Panamanian-born catchers with 24.
- Threw out 29.0% (122 CS/421 SB ATT) of attempted basestealers over five minor league seasons and 28.6% (2 CS/7 SB ATT) in the Major Leagues.
- Hit a career-high 17 home runs while playing catcher in 2021, 16th-most among all minor league catchers. Swatted 10 HR in 2023 and has 44 HR over his six-year career.
- His seven sacrifice flies shared the organizational lead and tied for the 2021 Double-A Central lead.
- Compiled a career minor league batting average of .308 (131-425) with runners in scoring position since 2017.
- Played in five games for Panama in the 2021-22 Caribbean World Series, batting .300 (6-20) with two RBI.
- Began the 2019 and 2021 minor league seasons as the 3rd-youngest player in his respective league on Opening Day: age 19 in the 2019 Midwest League (A) and age 21 in the 2021 Double-A Central League.
- Was the youngest player in the 2019 Arizona Fall League by 15 days, joining Nationals' infielder Luis Garcia (5/16/2000) as the only two players born in the year 2000.
- Played in 10 games as a 19-year old for Glendale in the 2019 Arizona Fall League, batting .324/.439/.382 (11-34) with two doubles, and six RBI while drawing a positive walk (5) to strikeout (4) ratio in 41 plate appearances.
- Selected to the prestigious Arizona Fall League's 2019 Fall Stars Game. Entered the game defensively in the 6th inning and caught three innings going 0-for-1 at the plate.
- Played in the 2018 Gulf Coast League playoffs, catching the first 15.2 innings of the pitching staff with no earned runs allowed. Went 2-for-11 with two runs scored and an RBI.

AWARDS & HONORS**Caribbean Series All-Star Team**

2024: Panama (Chiriqui)

Cardinals Minor League Player of the Year

2023: Memphis (AAA)

International League Postseason All-Star

2023: Memphis (AAA)

Baseball America Triple-A All-Star

2023: Memphis (AAA)

Baseball America Low Class-A All-Star

2019: Peoria (A) - Catcher

Arizona Fall League Rising Star

2019: Glendale Desert Dogs

MiLB.com Organization All-Star

2023: Memphis (AAA)
 2021: Springfield (AA) & Memphis (AAA)
 2019: Peoria (A)

Gulf Coast League Runner-Up

2018: Gulf Coast League Cardinals (R)

**Baseball America
 Dominican Summer League All-Star**

2017: DSL Cardinals (R)

CAREER MILESTONES**Major League Debut**

May 24, 2022 vs. Toronto

First Career Major League Hit

June 26, 2022 vs. Chicago (NL)
 (2nd inning, single, off Alec Mills)

2023

- Named 2023 Cardinals Minor League Player of the Year
- Was selected to the International League Postseason All-Star Team.
- Began the season at Memphis (AAA) but was recalled on July 5 following an injury to catcher Andrew Knizner.
- Made 2023 debut for St. Louis at CWS (7/7) and was 2-for-5 with a double and two RBI, establishing a single-game high.
- Threw out 2-of-7 attempted base stealers in the Majors and was flawless in 82 chances behind the plate.
- Established a career-high with three runs scored vs. CIN (9/30), joining Willson Contreras as Cardinals catchers with three runs scored in a game.
- Established minor league season-highs with 27 doubles and 11 stolen bases. The 11 thefts matched his career totals from his previous five seasons.
- His .451 on-base percentage would have ranked 2nd among qualifying Triple-A players, but was 30 plate appearances short of qualifying. His .951 OBP ranked 7th in the International League.
- Ranked among Cardinals minor league leaders in batting (.297, 5th), on-base percentage (.500, 1st), slugging (.451, 4th), OPS (.951, 2nd), walks (75, 4th) and doubles (27, 5th).
- Became the first Cardinals minor leaguer to register an on-base percentage of .450 and slugging percentage of .500 in the same season since Gene Roof in 1981 (min. 375 PA) also with the Cardinals Triple-A affiliate.
- Reached base safely in 91.6% of his games played with a plate appearance at Memphis.
- Ran off an 11-game hitting streak (.452, 19-42) from 5/11-30; as part of a 19-game on-base streak (5/11-6/10), 4th-longest among Redbirds.

**PANAMA BORN CATCHERS
CAREER GAMES PLAYED**

Catcher	Years Played	Games
Manny Sanguillen	1967-80	1,448
Carlos Ruiz	2006-17	1,137
Einar Díaz	1996-2006	673
Christian Bethancourt	2013-present	366
Miguel Amaya	2023-present	53
Iván Herrera	2022-present	24
Julio Mosquera	1996-2005	12

BACKGROUND/PERSONAL

- Took English classes while in school in Panama.
- His mother is a former teacher.
- Chose No. 4 to wear in the 2019 Arizona Fall League after growing up a fan of catcher Yadier Molina.
- Resides in Panama City, Panama.



**COOPER****HJERPE****84**

HT: 6-2 WT: 200 B/T: L/L BIRTH DATE: March 16, 2001 ML SERVICE: 0.000

(JER-pee)**FULL NAME:** Cooper Austin Hjerpe**BORN:** Davis, California**OPENING DAY AGE:** 23**BECAME A CARDINAL:** Cardinals first round (22nd overall) selection in the 2022 MLB Draft**CONTRACT STATUS:** Signed through 2024**PITCHER (NON-ROSTER)** **COMPLETE RECORD**

Year	Team	W-L	ERA	G	GS	CG	GF	SHO	SV	IP	H	R	ER	HR	HBP	BB	IBB	SO	WP	BK	BA
2023	Peoria	2-3	3.51	10	8	0	0	0	0	41.0	26	17	16	8	4	25	0	51	4	0	.183
MINOR TOTALS		2-3	3.51	10	8	0	0	0	0	41.0	26	17	16	8	4	25	0	51	4	0	.183

CAREER NOTES

- Cardinals first round selection (22nd overall) in 2022 out of Oregon State University. Made his professional debut in Peoria (High-A) for the 2023 professional season.
- Enters the 2024 season rated as the No. 8 prospect in the Cardinals organization by *Baseball America*.
- Selected to Major League Spring Training as a non-roster invitee for the first time in his career.

2023

- Made his professional debut in High-A Peoria, starting eight games and appearing in 10 overall.
- Named Midwest League Pitcher of the Week (May 22-28).
- Ranked among Cardinals Minor League Pitchers in opponent BA (.183, 2nd), strikeouts/9 IP (11.20, 7th) and WHIP (1.24, 9th).
- Missed three months of the season on the 7-day Injured List with a left elbow injury (loose bodies).
- Threw 6.0 no-hit innings with three walks, five strikeouts and a hit batsman in his final start vs. Great Lakes (5/23) before landing on the Injured List.
- Returned from the Injured List to make two relief appearances in September and did not throw over 20 pitches in either game.
- Did not allow more than six hits or four runs in any of his 10 appearances on the season. Struck out five or more batters in every start.
- Struck out a season-high eight batters vs. Dayton (5/9).
- Pitched for Scottsdale in the Arizona Fall League posting a 4.32 ERA (8.1 IP) and 15 strikeouts in seven relief outings.
- Named to the AFL Fall-Stars Game roster.

AWARDS & HONORS**Arizona Fall League Fall-Star**
2023: Scottsdale Scorpions**Midwest League Pitcher of the Week**
2023: Peoria (A) - May 22-28**Collegiate Baseball Federation Pitcher of the Year**
2022: Oregon State University**BACKGROUND/PERSONAL**

- Played college baseball at Oregon State University.
- Named 2022 College Baseball Federation Pitcher of the Year; and First Team honors All-Pac 12, National Collegiate Baseball Writers Association (NCBWA) and American Baseball Coaches Association (ABCA).
- Led the 2022 NCAA Baseball Division I with a school record 161 strikeouts, including 10 double-digit strikeout games. Ranked 2nd with 14.02 K/9 IP and 11 wins.
- Was 15-9 with a 3.37 ERA over three seasons at OSU striking out 257 over 192.1 innings.
- Struck out a school record 17 batters over 8.0 innings against No. 2 Stanford on April 1, 2022.
- Threw four no-hitters, including three in consecutive starts, at Woodland (Calif.) High School. The same high school which produced former American League MVP Dustin Pedroia.
- Was the first Oregon State player to be drafted in the first round since catcher Adley Rutschman was selected first overall by the Orioles in 2019.
- His father, Carl, was a pitcher at Cal Poly-SLO (1984-87).
- Resides in Capay, California.



JOHN KING

47

HT: 6-1 WT: 215 B/T: L/L BIRTH DATE: September 14, 1994 ML SERVICE: 2.148

FULL NAME: John Edward King

BORN: Laredo, Texas

OPENING DAY AGE: 29 (Turns 30 on September 14)

BECAME A CARDINAL: Acquired from the Texas Rangers with INF Thomas Saggese and RHP Tekoah Roby in exchange for LHP Jordan Montgomery and RHP Chris Stratton, July 30, 2023

CONTRACT STATUS: Signed through 2024

MLB DEBUT: September 4, 2020 at Seattle

LEFT-HANDED PITCHER

COMPLETE RECORD

Year	Team	W-L	ERA	G	GS	CG	GF	SHD	SV	IP	H	R	ER	HR	HBP	BB	IBB	SO	WP	BK	BA
2018	Spokane	0-0	6.00	1	1	0	0	0	0	3.0	5	2	2	0	1	0	0	2	0	0	.357
	AZL Rangers	0-0	5.40	1	1	0	0	0	0	1.2	3	2	1	0	0	1	0	1	0	0	.375
2019	Down East	2-4	2.03	14	14	1	0	0	0	71.0	59	20	16	4	1	11	0	62	1	0	.228
	Hickory	1-2	3.42	5	5	0	0	0	0	26.1	31	13	10	1	0	2	0	29	1	0	.287
2020	Texas	1-0	6.10	6	0	0	0	0	0	10.1	13	8	7	2	2	4	0	9	0	0	.289
2021	Round Rock#	0-0	0.00	2	0	0	0	0	0	2.0	1	0	0	0	0	1	0	2	0	0	.143
	Texas	7-5	3.52	27	0	0	6	0	0	46.0	41	24	18	3	4	12	1	40	2	0	.233
2022	Round Rock	2-1	7.27	14	0	0	0	0	0	17.1	20	16	14	5	1	7	0	18	2	1	.282
	Texas	1-4	4.03	39	0	0	5	0	0	51.1	61	27	23	5	1	14	3	30	2	0	.298
2023	Round Rock	2-2	3.32	12	3	0	3	0	1	21.2	28	9	8	1	0	6	0	13	0	1	.315
	Texas	1-1	5.79	15	0	0	8	0	0	18.2	26	12	12	1	0	4	0	10	0	0	.342
	ST. LOUIS	1-0	1.45	20	0	0	1	0	0	18.2	19	3	3	1	0	6	0	10	0	0	.275
	MINOR TOTALS	7-9	3.21	49	24	1	3	0	1	143.0	147	62	51	11	3	28	0	127	4	2	.264
	MAJOR TOTALS	11-10	3.91	107	0	0	20	0	0	145.0	160	74	63	12	7	40	4	99	4	0	.280

Injury Rehabilitation Assignment

Note: Major League Uniform Numbers Worn: 79 (2020), 60 (2021), 32 (2022-23), 47 (2023-present)

REGULAR SEASON FIELDING RECORD

Position	PCT	G	PO	A	E	TC	DP
Pitcher	.969	107	9	22	1	32	1

CAREER TRANSACTIONS

- Selected by the Texas Rangers in the 10th round (314th overall) of the June, 2017 First-Year Player Draft.
- On Texas Rangers Injured List (left shoulder inflammation), July 9, 2021 - August 18, 2021; included injury rehabilitation assignment to Round Rock (AAA).
- On Texas Rangers Injured List (left shoulder inflammation), August 20, 2021 to end of season.
- Acquired by the St. Louis Cardinals along with minor leaguers INF Thomas Saggese and RHP Tekoah Roby from the Texas Rangers in exchange for LHP Jordan Montgomery and RHP Chris Stratton, July 30, 2023.

**2023 SEASON HIGHS**

Most IP: 3.1, 6/18 vs. Toronto
Most Strikeouts: 2, 5x. Last: 10/1 vs. Cincinnati
Most Walks: 2, 6/18 vs. Toronto
Most Runs Allowed: 4, 6/29 vs. Detroit
Most Earned Runs Allowed: 4, 6/29 vs. Detroit
Most Hits Allowed: 5, 5/20 vs. Colorado
Most HRs Allowed: 1, twice. Last: 8/17 vs. New York Mets
Longest Winning Streak: 1 game, twice. Last: 9/17
Longest Losing Streak: 1 game, 6/25
Longest Scoreless Streak: 6.0 innings, 7/5-8/15
Pitches Thrown: 42, 6/18 vs. Toronto

CAREER HIGHS

Most IP: 3.2, 6/25/21 vs. Kansas City
Most Strikeouts: 4, twice. Last: 6/1/21 at Colorado
Most Walks: 2, 4x. Last: 6/18/23 vs. Toronto
Most Runs Allowed: 5, 6/10/22 at Chicago White Sox
Most Earned Runs Allowed: 5, 6/10/22 at Chicago White Sox
Most Hits Allowed: 6, 6/10/22 at Chicago White Sox
Most HRs Allowed: 2, 7/6/21 vs. Detroit
Longest Winning Streak: 3 games, twice. Last: 7/1/21-4/14/22
Longest Losing Streak: 4 games, 5/8-9/29/22
Longest Scoreless Streak: 7.0, 9/10-20/22
Pitches Thrown: 55, 6/25/21 vs. Kansas City

CAREER NOTES

- Acquired by the Cardinals in a five-player trade with the Texas Rangers on July 30, 2023. Was the only player of all the Cardinals 2023 deadline acquisitions who immediately was added to the St. Louis roster.
- Enters the 2024 season needing one strikeout for 100 career.
- Went 7-5 in the 2021 season which was tied for the most wins (7) in a Major League season with 27 or less relief appearances with zero starts involved (Bob Kline, 7-2, 1934, Philadelphia-AL & Washington-AL).
- Tied for the most decisions (12) in a single-season (2021) with Dick Hall (Baltimore, 1971) for a pitcher with 27 or less relief appearances and zero starts.
- Texas selected his contract from the Alternate Training Site on Sept. 4, 2020, during the COVID-19 shortened season and made his MLB debut at SEA (9/4/20). Earned his first Major League win five days later vs. LAA (9/9/20).
- Was one of five Major League players to make their MLB debut in 2020 despite not appearing in a game above the High-A level.
- Placed on the 15-Day Injured List on July 9, 2021, with left shoulder inflammation. Made two injury rehabilitation appearances (8/10 & 8/13/2021) and was transferred to the 60-Day Injured List. Missed the remainder of the season and underwent Thoracic Outlet Syndrome surgery performed by Dr. Daniel Pearl on Sept. 17, 2021.
- Posted career-highs with 39 games and 51.0 innings pitched in 2022, a year following his surgery.
- Was rated as having the "Best Change-Up" in the Rangers organization in 2021 by *Baseball America*.
- Had left elbow surgery keeping him from appearing in his first professional season in 2017.

2023

- Acquired by the Cardinals from the Rangers on July 30, 2023 as part of a five-player trade that sent LHP Jordan Montgomery and RHP Chris Stratton to Texas.
- Began the season in Round Rock (AAA) and pitched nine games before a recall to Texas on May 11.
- Posted a career-high 12 Holds during the season with 10 after being acquired by the Cardinals.

AWARDS & HONORS

Carolina League Pitcher of the Week
 2019: Down East (A) - June 10-16

CAREER MILESTONES

Major League Debut
 September 4, 2020 at Seattle

First Major League Win
 September 9, 2020 vs. Los Angeles (AL)

First Major League Strikeout
 September 4, 2020 at Seattle
 (5th inning, swinging, Kyle Lewis)

- Ranked 2nd among National League pitchers (Colin Holderman, 11, PIT) with 10 Holds following his acquisition by the Cardinals on July 30.
- Ranked 3rd on the Cardinals with 20 appearances after the trade, posting a 1.45 ERA, 2nd on the team only to Ryan Helsley (0.77) from August 1 to the end of the season. His 1.45 ERA ranked 5th in all of MLB of pitchers with 20 or more appearances during that time period.
- Did not allow an extra base hit to a left-handed batter after August 7.
- Stranded 6 of 7 inherited runners with the Cardinals after stranding 10 of 16 with the Rangers.

BACKGROUND/PERSONAL

- Graduated from Clements (TX) High School where he was a three-year letterwinner in baseball.
- Played college baseball at Angelia College (TX) before transferring to the University of Houston, where he was teammates of current Major Leaguers Corey Julks (HOU), Jared Triolo (PIT) and Connor Wong (BOS). Went 14-5 over two seasons with the Cougars
- Resides in Grand Prairie, Texas.



ANDREW KITTRIDGE

27

HT: 6-1 WT: 230 B/T: R/R BIRTH DATE: March 17, 1990 ML SERVICE: 5.070

(KIT-trij)

FULL NAME: Andrew Michael Kittredge

BORN: Spokane, Washington

OPENING DAY AGE: 34

BECAME A CARDINAL: Acquired from the Tampa Bay Rays in exchange for INF/OF Richie Palacios, January 5, 2024.

CONTRACT STATUS: Signed through 2024

MLB DEBUT: July 18, 2017 at Oakland

RIGHT-HANDED PITCHER

COMPLETE RECORD

Year	Team	W-L	ERA	G	GS	CG	GF	SHD	SV	IP	H	R	ER	HR	HBP	BB	IBB	SO	WP	BK	BA
2011	Everett	0-0	4.50	1	0	0	0	0	0	2.0	3	1	1	0	0	1	0	2	0	0	.375
2012	Jackson	0-0	1.80	4	0	0	1	0	0	5.0	5	3	1	1	0	4	0	2	0	0	.263
	High Desert	2-1	5.81	16	0	0	6	0	0	26.1	32	17	17	4	1	9	0	25	2	0	.314
	Clinton	1-0	0.84	5	0	0	1	0	1	10.2	8	1	1	1	0	1	0	16	1	1	.211
2013	Tacoma	0-0	7.27	10	1	0	6	0	0	17.1	24	14	14	3	0	9	0	8	2	0	.329
	Jackson	1-3	6.23	17	0	0	10	0	0	21.2	39	16	15	0	1	12	2	27	0	0	.382
	High Desert	0-2	5.87	14	0	0	3	0	1	23.0	28	17	15	6	2	3	0	23	1	0	.287
2014	Jackson	0-0	6.75	3	0	0	2	0	0	4.0	6	4	3	0	0	6	0	3	1	0	.316
	High Desert	6-1	4.35	42	0	0	20	0	8	82.2	91	47	40	11	2	25	1	112	7	0	.269
	Everett	1-0	0.00	1	0	0	0	0	0	3.0	1	0	0	0	0	0	0	2	1	0	.111
2015	Tacoma	0-1	5.31	21	2	0	11	0	0	42.1	46	25	25	5	1	18	0	29	3	0	.277
	Jackson	2-1	3.03	15	1	0	2	0	0	32.2	29	12	11	1	0	11	0	31	0	0	.242
2016	Tacoma	2-2	3.55	23	1	0	15	0	7	38.0	39	18	15	5	0	9	0	47	0	0	.258
	Jackson	1-1	3.44	14	4	0	3	0	0	34.0	37	17	13	0	1	10	0	37	2	3	.278
2017	Durham	6-1	1.45	41	2	0	14	0	2	68.1	49	14	11	2	0	16	1	78	4	0	.200
	Tampa Bay	0-1	1.76	15	0	0	2	0	0	15.1	13	4	3	2	0	6	1	14	1	0	.220
2018	Durham	6-0	2.74	21	1	0	6	0	2	46.0	41	17	14	3	1	12	0	58	3	0	.229
	Tampa Bay	3-2	7.75	33	3	0	4	0	0	38.1	54	34	33	7	1	17	5	30	1	0	.338
2019	Durham	2-1	1.93	27	1	0	19	0	6	37.1	24	9	8	3	2	6	1	55	1	0	.182
	Tampa Bay	1-0	4.17	37	7	0	10	0	0	49.2	51	25	23	7	2	12	0	58	2	0	.263
2020	Tampa Bay	0-0	2.25	8	1	0	1	0	1	8.0	8	2	2	0	0	2	0	3	0	0	.276
2021	Tampa Bay	9-3	1.88	57	4	0	15	0	8	71.2	55	21	15	7	3	15	5	77	5	0	.210
2022	Durham#	0-0	0.00	1	0	0	0	0	0	1.0	1	0	0	0	0	0	0	1	0	0	.250
	Tampa Bay	3-1	3.15	17	0	0	9	0	5	20.0	15	7	7	4	0	2	0	14	0	0	.205
2023	Durham#	3-1	5.40	12	0	0	0	0	0	13.1	18	8	8	1	1	3	0	9	0	0	.316
	FCL Rays#	0-0	0.00	3	0	0	0	0	0	3.0	1	0	0	0	0	0	0	6	0	0	.284
	Tampa Bay	2-0	3.09	14	0	0	6	0	1	11.2	12	4	4	1	1	2	0	10	0	0	.255
MINOR TOTALS		33-15	3.73	291	13	0	119	0	27	511.2	521	240	212	46	12	155	5	571	28	4	.261
MAJOR TOTALS		18-7	3.65	181	15	0	47	0	15	214.2	208	97	87	28	7	56	11	206	9	0	.252

* Led League +Tied for League Lead # Injury Rehabilitation Assignment

Note: Major League Uniform Numbers Worn: 36 (2017-24)



WILD CARD RECORD

Year Team	W-L	ERA	G	GS	CG	GF	SHO	SV	IP	H	R	ER	HR	HBP	BB	IBB	SO	WP	BK	BA
2023 TB vs. TEX	0-0	0.00	1	0	0	1	0	0	1.0	1	0	0	0	0	0	0	1	0	0	.250

DIVISION SERIES RECORD

Year Team	W-L	ERA	G	GS	CG	GF	SHO	SV	IP	H	R	ER	HR	HBP	BB	IBB	SO	WP	BK	BA
2021 TB vs. BOS	0-0	0.00	2	0	0	0	0	0	3.1	2	0	0	0	0	0	0	2	0	0	.182

ALL-STAR GAME RECORD

Year Team	W-L	ERA	G	GS	CG	GF	SHO	SV	IP	H	R	ER	HR	HBP	BB	IBB	SO	WP	BK	BA
2021 American	0-0	0.00	1	0	0	0	0	0	1.0	0	0	0	0	0	0	0	0	0	0	.000

REGULAR SEASON FIELDING RECORD

Position	PCT	G	PO	A	E	TC	DP
Pitcher	.958	181	9	14	1	24	0

CAREER TRANSACTIONS

- Selected by the Seattle Mariners in the 45th round (1,360th overall) of the June, 2008 First-Year Player Draft, but did not sign.
- Signed by the Seattle Mariners as a minor league free agent, August 21, 2011.
- Acquired along with minor leaguers OF Dalton Kelly and RHP Dylan Thompson by the Tampa Bay Rays in exchange for INF Richie Shaffer and INF Taylor Motter, November 18, 2016.
- Suspended by Major League Baseball for throwing at a batter, September 29, 2018; rescinded February 12, 2019.
- On Tampa Bay Rays Injured List (sprained right elbow), August 12, 2020 to end of season.
- On Tampa Bay Rays Injured List (neck tightness), September 18-27, 2021.
- On Tampa Bay Rays Injured List (lower back tightness), May 19-June 4, 2022; included injury rehabilitation assignment to Durham (AAA).
- On Tampa Bay Rays Injured List (right elbow surgery), June 8, 2022 to end of season.
- On Tampa Bay Rays Injured List (recovery from right elbow surgery), March 15 - August 16, 2023; included injury rehabilitation assignment to Durham (AAA) and the Florida Complex League (R).
- Acquired by the St. Louis Cardinals in exchange for INF/OF Richie Palacios, January 5, 2024.

2023 SEASON HIGHS

Most IP: 1.0, 9x. Last: 10/1 at Toronto
Most Strikeouts: 3, 9/20 vs. Los Angeles Angels
Most Walks: 1, twice. Last: 9/12 at Minnesota
Most Runs Allowed: 3, 9/4 vs. Boston
Most Earned Runs Allowed: 3, 9/4 vs. Boston
Most Hits Allowed: 3, 9/4 vs. Boston
Most HRs Allowed: 1, 9/4 vs. Boston
Longest Winning Streak: 2 games, 8/22-end of season
Longest Losing Streak: n/a
Longest Scoreless Streak: 4.2, 9/7-21
Pitches Thrown: 29, 9/4 vs. Boston

CAREER HIGHS

Most IP (Starter): 3.1, 3/31/18 vs. Boston
Most IP (Relief): 3.0, 8/18/19 vs. Detroit
Most Strikeouts (Starter): 7, 7/27/19 at Toronto
Most Strikeouts (Relief): 5, 8/10/21 at Boston
Most Walks (Starter): 1, 7x. Last: 6/22/21 vs. Boston
Most Walks (Relief): 2, 8x. Last: 7/31/21 vs. Boston
Most Runs Allowed (Starter): 3, twice. Last: 9/11/19 at Texas
Most Runs Allowed (Relief): 6, 5/13/18 at Baltimore
Most Earned Runs Allowed (Starter): 3, twice. Last: 9/11/19 at Texas
Most Earned Runs Allowed (Reliever): 6, 5/13/18 at Baltimore
Most Hits Allowed (Starter): 5, 7/27/19 at Toronto
Most Hits Allowed (Relief): 6, 5/13/18 at Baltimore
Most HRs Allowed: 2, twice. Last: 6/25/21 vs. Los Angeles Angels
Longest Winning Streak: 9 games, 4/25/18-5/22/21
Longest Losing Streak: 3 games, 7/27/17-4/5/18
Longest Scoreless Streak: 18.0 IP, 7/24-8/4/20
Pitches Thrown: 57, 3/31/18 vs. Boston
Last Start: 6/25/21 vs. Los Angeles Angels

CAREER NOTES

- Acquired in a trade with the Rays in exchange for INF/OF Richie Palacios, January 5, 2024. Originally signed with the Mariners, has been traded twice in his career with the Cardinals becoming his third organization.
- Was originally drafted by his home state Seattle Mariners in the 45th round of the 2008 MLB Draft, but did not sign and went to the University of Washington. Was signed as a minor league free agent by the Mariners following college.
- Traded by the Mariners in a five-player deal in 2016 that included former Cardinals infielder Taylor Motter.
- Missed parts of the 2022 and 2023 seasons following Tommy John surgery, performed by Dr. Keith Meister in Arlington, Texas in June 2022.
- 2021 American League All-Star.
- Was announced as the injury replacement for Gerrit Cole in the 2021 All-Star Game. Pitched a scoreless 7th inning in relief. Current teammates Lance Lynn and Kyle Gibson also pitched in the 2021 game for the American League squad.
- At 31-years old, was the 3rd-oldest Rays pitcher to make an All-Star Team behind Rolando Arrojo (32 years old, 1998) and Fernando Rodney (35 years old, 2012).
- Became the second player in Rays history to make the All-Star Team entering Spring Training as a non-roster invitee, joining Evan Longoria (2008) in his rookie season. Was the 8th Rays reliever to make the All-Star Team.
- Has pitched in the 2021 and 2023 postseasons, making three scoreless relief appearances.
- Made four Opening Day rosters with the Rays (2018, 2020, 2021, 2022).
- Major League debut came on July 18, 2017 at Oakland. Struck out his first batter faced (Jaycob Brugman).
- Has walked only four batters over the past two seasons (2022-23). His 1.14 walks/9 IP ranks 2nd in MLB among pitchers with 30.0 or more innings, behind only Chris Martin (1.09).
- Became only the 3rd pitcher in Rays franchise history to record a win and save in his first two games of a season in 2022, joining Fernando Rodney (2012) and Rafael Soriano (2010).
- Had his 2020 season cut short with a UCL sprain in his right elbow.
- Was suspended on Sept. 29, 2018, and later reinstated in February 2019 for throwing at a batter vs. NYY, in a game CC Sabathia was also ejected and subsequently suspended.
- Among pitchers with 70.0 IP or more during the 2021 season, led the American League with a 1.88 ERA and trailed only Jacob deGrom (1.08) and Ranger Suarez (1.36) in MLB.
- Posted a career-high nine wins during the 2021 season, T-3rd among American League relief pitchers and 3rd all-time in Rays history behind Ryan Yarbrough (14 in 2018) and Colin Poche (12 in 2023) in relief wins.

AWARDS & HONORS

American League All-Star
2021: Tampa Bay

International League Mid-Season All-Star
2017: Durham (AAA)

California League Pitcher of the Week
2014: High Desert (A) - June 10-16

MiLB Organization All-Star
2019: Durham (AAA)

CAREER MILESTONES

Major League Debut
July 18, 2017 at Oakland

First Major League Strikeout
July 18, 2017 at Oakland
(8th inning, Jaycob Brugman, swinging)

First Major League Win
April 25, 2018 at Baltimore

First Major League Save
August 10, 2020 at Boston

First Major League Start
March 31, 2018 vs. Boston

- Is the only pitcher in Rays history, and 45th pitcher in MLB since the Rays inception in 1997, with at least eight wins and eight saves in the same season, when he accomplished the feat in 2021.
- Used 15 times as an "opener" posting a 0-1 record with a 5.26 ERA covering 25.2 innings with 30 strikeouts.
- Is 18-6 with a 3.43 ERA over 166 career relief appearances including 15 saves in 19 opportunities.
- Has a home/road split of 10-4 with a 2.80 ERA in 87 career home games and 8-3 with a 4.47 ERA in 94 career road appearances.
- Made 48 career appearances of four outs or more with 32 scoreless (17 of 2.0 scoreless innings).
- Struck out a career-high seven batters over 3.0 innings pitched in a opener start at Toronto (7/27/19).
- Made two appearances for the Peoria Javelins in the 2016 Arizona Fall League.
- During the 2016-17 off-season, made six relief appearances for Aguilas (0-0, 10.80 ERA) of the Dominican Winter League.
- Pitched for the Adelaide Bite of the Australian Baseball League in the 2012-13 off-season. Was 3-1 with a 4.73 ERA in 22 appearances with a team-leading six saves. Was teammates with another Mariners' farmhand, Ji-Man Choi.

2023

- Began the season on the 60-day Injured List while recovering from right elbow surgery performed by Dr. Keith Meister in June 2022.
- Appeared in 14 games, all in relief, from August 18 through the end of the season.
- Allowed runs in only two of his 14 appearances.
- Issued two walks over 11.2 innings and 50 total batters faced.
- Surrendered a season-high three runs vs. BOS (9/4) coming via a three-run home run to Masataka Yoshida at Fenway Park. Was one of only two extra base hits allowed to left-handed batters (2-17; .118 BA).
- Did not allow a run in seven home appearances (6.0 IP) at Tropicana Field.
- Pitched on consecutive days four times and on one day rest once. Allowed all of his runs allowed in those situations.

2023 POSTSEASON: Made one relief appearance in Game 1 of the 2023 Wild Card Series vs. TEX (10/3). Struck out one batter and allowed a hit in a scoreless appearance to close out the game.

BACKGROUND/PERSONAL

- Graduated from Joel E. Farris High School (WA).
- Was selected by the Seattle Mariners in the 45th round of the 2008 MLB Draft, but did not sign.
- Played college baseball at the University of Washington where he was teammates with current Major League pitchers Austin Voth and Adam Cimber.
- Pitched for Orleans in the 2010 Cape Cod League. Was teammates with former Cardinals Kolten Wong and John Brebbia.
- Was not drafted out of college and signed as a minor league free agent with the Mariners in 2011.
- Married to his wife, Tobey, in 2017. The couple has a son, Brooks. Was on his way to the airport after being recalled to the Major Leagues and received the call his wife was in labor. Altered his plans taking two flights to return to Seattle from Durham for the birth of his son.
- Resides in Spokane, Washington.



Right-handed reliever Andrew Kittredge makes his Spring debut as a member of the Cardinals, February 26, 2024 at Roger Dean Chevrolet Stadium.



ADAM

KLOFFENSTEIN 66

HT: 6-6 WT: 245 B/T: R/R BIRTH DATE: August 25, 2000 ML SERVICE: 0.000

(KLOFF-ehn-steen)

FULL NAME: Adam John Kloffenstein

BORN: Magnolia, Texas

OPENING DAY AGE: 23 (Turns 24 on August 25)

BECAME A CARDINAL: Acquired with RHP Sem Robberse from the Toronto Blue Jays in exchange for RHP Jordan Hicks, July 30, 2023

CONTRACT STATUS: Signed through 2024

PITCHER **COMPLETE RECORD**

Year	Team	W-L	ERA	G	GS	CG	GF	SHO	SV	IP	H	R	ER	HR	HBP	BB	IBB	SO	WP	BK	BA
2018	GCL Blue Jays	0-0	0.00	2	2	0	0	0	0	2.0	1	0	0	0	0	2	0	4	0	0	.143
2019	Vancouver	4-4	2.24	13	13	0	0	0	0	64.1	47	23	16	4	4	23	0	64	5	0	.205
2020	Texas (Ind.)	0-2	4.58	7	5	0	0	0	0	17.2	14	10	9	2	0	8	0	18	1	0	-
	Sugar Land (Ind.)	0-0	4.91	2	0	0	0	0	0	3.2	6	2	2	1	1	4	0	2	1	0	-
2021	Vancouver	7-7	6.22	23	23	0	0	0	0	101.1	96	76	70	10	7	61	0	107	17	4	.243
2022	New Hampshire	2-5	6.07	19	18	0	0	0	0	86.0	98	61	58	12	9	45	0	88	7	0	.287
	Vancouver	0-2	3.81	6	6	0	0	0	0	26.0	28	13	11	4	2	10	0	30	1	0	.269
2023	New Hampshire	5-5	3.24	17	17	1	0	0	0	89.0	79	42	32	8	7	34	1	105	7	0	.236
	Memphis	2-1	3.00	9	8	0	0	0	0	39.0	29	13	13	6	5	21	0	35	3	0	.209
INDEPENDENT TOTALS		0-2	4.64	9	5	0	0	0	0	21.1	20	12	11	3	1	12	0	20	2	0	----
MINOR TOTALS		20-24	4.42	89	87	1	0	0	0	407.2	378	228	200	44	34	196	1	433	40	4	.244

CAREER NOTES

- Acquired from the Blue Jays with RHP Sem Robberse at the 2023 MLB Trade Deadline in exchange for RHP Jordan Hicks.
- Becomes the third player from Montgomery County (Texas) on the Cardinals roster joining first basemen Paul Goldschmidt (The Woodlands) and Luken Baker (Oak Ridge).
- Enters the 2024 season rated as the No. 29 prospect in the Cardinals organization by *Baseball America*.
- Produced career-highs during the 2023 season in starts, strikeouts, innings pitched, and tied in wins.
- Has three double-digit strikeout games on his resume with a career-high 11 at Everett (8/10/21) over 5.0 innings.
- Pitched a career-high 7.0 innings twice: vs. Hartford (4/28/23) and at Tri-City (8/21/19).
- 2019 Northwest League (SS-A) Mid-Season and Post-Season All-Star. Also named a Baseball America Short-Season All-Star.

AWARDS & HONORS

Baseball America Short-Season All-Star
2019: Vancouver (A)

Northwest League Mid-Season All-Star
2019: Vancouver (SS-A)

Northwest League Post-Season All-Star
2019: Vancouver (SS-A)

Northwest League Pitcher of the Week
2019: Vancouver (SS-A) - July 15-21

- Spent the 2020 COVID-19 shortened season playing Independent League baseball in the Constellation Energy League with Team Texas (Managed by Roger Clemens) and the Sugar Land Skeeters (Managed by Pete Incavaglia). Went 0-2 with a 5.06 ERA over 21.1 innings.

2023

- Combined to post a 7-6 record with a 3.16 ERA making 25 starts (26 app) with 140 strikeouts over 128.0 innings pitched between New Hampshire (AA) and Memphis (AAA).
- Began the season with New Hampshire before a transaction at the trade deadline sent him and teammate RHP Sem Robberse to the Cardinals organization in exchange for RHP Jordan Hicks.
- Tied his career-high with seven wins, while posting highs in strikeouts, innings pitched and games started.
- Made five starts of 6.0 innings or more with a season-high of 7.0 vs. Hartford (4/28) while with New Hampshire. Did not pitch more than 5.0 innings in eight starts with Memphis.
- Threw 11.0 consecutive scoreless innings over three starts with Memphis (8/30-9/14). Had a season-high 13.0-inning scoreless streak with New Hampshire (4/28-5/11).
- Posted three starts of 5.0 innings or more and limiting his opponent to only one hit.

BACKGROUND/PERSONAL

- Originally selected by the Toronto Blue Jays in the 3rd round (88th overall) of the 2018 MLB Draft.
- Played high school baseball at Magnolia High School, where he was teammates with Marlins' infielder Jordan Groshans, who was drafted in the first round by the Blue Jays in the 2018 draft. Helped lead Magnolia to the Class 5A Region III quarterfinals.
- Was The Courier's Montgomery County Player of the Year in 2018 sporting an 11-1 record and 1.25 ERA including 113 strikeouts over 78.0 innings.
- Joins first basemen Paul Goldschmidt (The Woodlands) and Luken Baker (Oak Ridge) as players on the Cardinals roster who played high school baseball in Montgomery County (Texas).
- Signed his college letter of intent to play at Texas Christian University.
- Resides in Magnolia, Texas.

CAREER TRANSACTIONS

- Selected by the Toronto Blue Jays in the third round (88th overall) of the June, 2018 First-Year Player Draft.
- Acquired by the St. Louis Cardinals with RHP Sem Robberse from the Toronto Blue Jays in exchange for RHP Jordan Hicks, July 30, 2023.



Right-handed pitcher Adam Kloffenstein pitching on the Cardinals Complex fields in Jupiter, February 19, 2024.

**MATT****KOPERNIAK****89**

HT: 6-0 WT: 200 B/T: L/R BIRTH DATE: September 8, 1998 ML SERVICE: 0.000

(koh-PUR-nee-ack)

FULL NAME: Matthew Hayden Koperniak

BORN: London, United Kingdom

OPENING DAY AGE: 26

BECAME A CARDINAL: Signed as a non-drafted minor league free agent, June 16, 2020

CONTRACT STATUS: Signed through 2024

OUTFIELDER (NON-ROSTER)**COMPLETE RECORD**

Year	Team	AVG	G	AB	R	H	2B	3B	HR	RBI	SH	SF	HBP	BB	IBB	SO	SB	CS	GDP	SLG	OBP	E	
2020																							
2021	Palm Beach	.322	58	183	28	59	15	0	4	23	0	3	12	30	0	32	3	1	2	.470	.443	4	
	Peoria	.429	4	14	0	6	3	0	0	3	0	0	2	2	1	3	0	0	0	.643	.556	0	
	Springfield	.271	33	133	19	36	7	0	3	15	0	0	2	9	0	20	1	2	2	.391	.326	0	
2022	Springfield	.288	106	385	67	111	13	2	14	59	3	4	5	40	1	82	11	4	9	.442	.359	1	
	Memphis	.667	2	3	1	2	0	0	0	0	0	0	1	1	0	0	1	0	0	.667	.800	0	
2023	Springfield	.320	33	128	19	41	3	1	4	18	0	2	0	15	0	27	2	5	1	.453	.386	1	
	Memphis	.275	96	371	56	102	12	2	14	67	0	4	3	44	0	61	9	1	4	.431	.353	1	
	MINOR TOTALS	.293	332	1217	190	357	53	5	39	185	3	13	25	141	2	225	27	13	18	.441	.375	7	

DID NOT PLAY -- NO MILB SEASON

CAREER NOTES

- Played for Great Britain in the 2023 World Baseball Classic, appearing in four games as the designated hitter.
- In 2022, ranked among Cardinals minor league leaders in batting average (.291, 6th), runs scored (68, T6th), hits (113, 7th) and home runs (14, T10th).
- Named Cardinals Minor League Player of the Month for August 2022 and the Texas League Player of the Week for Aug. 8-14, 2022.
- Hit for the cycle on 8/9/22 at Amarillo while with Double-A Springfield.
- Selected as a 2021 Cardinals Organizational All-Star as an outfielder by MiLB.com.
- Ranked among 2021 Cardinals minor league leaders in batting average (.306, 4th), on-base pct. (.405, 4th), OPS (.851, 8th), hits (101, 8th) and doubles (25).
- Named to the All-NESCAC First Team and led the league in hits and slugging pct. during his junior season in 2019 at Trinity College (CT).
- Went 5-for-5 with two home runs in a win over Salve Regina in the regional round of the 2019 NCAA D-III Championship Tournament.

2023

- Split the season between Double-A Springfield (33 games) and Triple-A Memphis (96 games), ranking third among Cardinals minor leaguers with a combined 85 RBI and 143 hits, while ranking fifth with 218 total bases, all career highs.
- Played at all three outfield positions (LF-76 games, RF-34, CF-15) and designated hitter (6).
- Launched a career-high 18 home runs between Springfield (4) and Memphis (14).
- Opened the season hitting safely in 18 of his first 21 games, including nine multi-hit performances, with Springfield to compile a .330 (29-88) batting average that led the team and ranked fifth in the Texas League through May 2.
- Promoted to Memphis on 5/17 and went 3-for-6 with two RBI in his first start for the Redbirds on 5/18 vs. Gwinnett.
- Notched a career-high five RBI and four runs scored on 6/8 vs. Durham, going 3-for-5 with his first career grand slam in the eighth inning of a 15-5 Redbirds victory.
- Began September with at least one hit in 13 of his first 15 games, batting a team-high .345 (19-55) while also pacing the club with four home runs, eight extra-base hits, 35 total bases and a 1.074 OPS during that stretch from Sept. 1-22.
- Was 9-for-10 in stolen base attempts with Memphis after going 2-for-7 to begin the season with Springfield.

BACKGROUND/PERSONAL

- Was a teammate with fellow Cardinals farmhand RHP Gordon Graceffo on the North Adams SteepleCats of the New England Collegiate Baseball League in 2019, earning NECBL All-Star Team and All-NECBL First Team honors.
- Brother, Mike, played baseball at Wheaton College (MA) and father, Chris, played baseball at UMass.
- Born in London, United Kingdom.
- Resides in Adams, Massachusetts.

AWARDS & HONORS

Cardinals Minor League Player of the Month
2022: Springfield (AA) - August

Texas League Player of the Week
2022: Springfield (AA) - Aug. 8-14

MiLB.com Organizational All-Star - OF
2021: Palm Beach (Low-A)/Peoria (A)/Springfield (AA)



Outfielders Matt Koperniak and Lars Nootbaar practice outfield drills on the Cardinals Complex fields in Jupiter during Spring Training, February 21, 2024.



KYLE LEAHY

73

HT: 6-4 WT: 225 B/T: S/R BIRTH DATE: June 4, 1997 ML SERVICE: 0.017

(LAY-hee)

FULL NAME: Kyle Yandow Leahy

BORN: Longmont, Colorado

OPENING DAY AGE: 26 (Turns 27 on June 4)

BECAME A CARDINAL: Selected by the Cardinals in the 17th round (513th overall) of the 2018 MLB Draft

CONTRACT STATUS: Signed through 2024

MLB DEBUT: July 7, 2023 at Chicago White Sox

PITCHER (NON-ROSTER)

COMPLETE RECORD

Year	Team	W-L	ERA	G	GS	CG	GF	SHO	SV	IP	H	R	ER	HR	HBP	BB	IBB	SO	WP	BK	BA	
2018	Johnson City	4-3	5.52	13	10	0	2	0	2	58.2	88	48	36	7	2	11	0	45	3	0	.345	
2019	Springfield	0-0	0.00	1	0	0	1	0	0	3.0	1	0	0	0	0	0	0	2	0	0	.091	
	Palm Beach	1-5	6.30	6	6	0	0	0	0	30.0	43	27	21	3	0	12	2	19	0	0	.336	
	Peoria	4-8	3.00	16	16	1	0	0	0	90.0	78	33	30	4	3	22	0	81	4	0	.231	
2020	DID NOT PITCH -- NO MILB SEASON																					
2021	Springfield	0-8	8.20	25	10	0	4	0	0	86.2	130	86	79	17	3	44	0	63	6	1	.352	
2022	Memphis	0-0	7.36	1	0	0	0	0	0	3.2	4	3	3	1	0	1	0	2	0	0	.286	
	Springfield	10-7	5.23	27	26	0	0	0	0	141.0	155	90	82	22	7	*71	0	144	7	0	.280	
2023	Memphis	5-4	6.26	46	4	0	9	0	0	83.1	104	66	58	15	2	39	0	92	6	1	.304	
	ST. LOUIS	0-1	21.60	3	0	0	0	0	0	1.2	4	4	4	1	1	5	0	2	0	0	.444	
MINOR TOTALS		24-35	5.62	135	72	1	16	0	2	496.1	603	353	310	69	17	200	2	448	26	2	.300	
MAJOR TOTALS		0-1	21.60	3	0	0	0	0	0	1.2	4	4	4	1	1	5	0	2	0	0	.444	

*Led league

CAREER NOTES

- Invited to Major League Spring Training for the second consecutive season (2023-24).
- Made his Major League debut for St. Louis in 2023, appearing as a reliever in three games in July.
- His first Major League batter faced was Tim Anderson, who he struck out swinging (July 7, 2023 at Guaranteed Rate Field).
- In 2023, primarily operated out of the bullpen for the first time in his professional career (2018-23).
- Leahy (2018) and RHP Britt Reames (1995) are the only two 17th Round draft picks chosen by the Cardinals in the history of the MLB Draft to appear in Major League Baseball.
- In 2022, led the Cardinals minor league system and ranked 10th overall in minor league baseball with a career-high 144.2 innings pitched.

CAREER MILESTONES

Major League Debut

July 7, 2023 at Chicago White Sox

First Major League Strikeout

July 7, 2023 at Chicago White Sox
(7th inning, Tim Anderson, swinging)

- Established a Springfield (AA) single-season record with 144 strikeouts in 2022, surpassing Austin Gomber (140) in 2017.
- Pitched for Salt River in the 2022 Arizona Fall League. Made nine relief appearances and struck out 21 batters over 14.1 innings pitched.
- Struck out a career-high 10 batters twice with Single-A Peoria in 2019 (June 25 at Clinton & July 11 vs. Lansing).

CAREER NOTES

- Invited to Major League Spring Training for the second consecutive season (2023-24).
- Made his Major League debut for St. Louis in 2023, appearing as a reliever in three games in July.
- His first Major League batter faced was Tim Anderson, who he struck out swinging (July 7, 2023 at Guaranteed Rate Field).
- In 2023, primarily operated out of the bullpen for the first time in his professional career (2018-23).
- Leahy (2018) and RHP Britt Reames (1995) are the only two 17th Round draft picks chosen by the Cardinals in the history of the MLB Draft to appear in Major League Baseball.
- In 2022, led the Cardinals minor league system and ranked 10th overall in minor league baseball with a career-high 144.2 innings pitched.
- Established a Springfield (AA) single-season record with 144 strikeouts in 2022, surpassing Austin Gomber (140) in 2017.
- Pitched for Salt River in the 2022 Arizona Fall League. Made nine relief appearances and struck out 21 batters over 14.1 innings pitched.
- Struck out a career-high 10 batters twice with Single-A Peoria in 2019 (June 25 at Clinton & July 11 vs. Lansing).

2023

- Primarily operated out of the bullpen in Memphis (AAA) for the first time in his professional career (2018-23).
- Ranked 3rd in the Cardinals organization in appearances (46) behind Andre Granillo (53) and Ryan Loutos (50).
- Posted a 5-5 mark with a 7.23 ERA in 44 relief appearances at Memphis, striking out 84 in 71.0 innings pitched.
- Recorded four outs or more in 28 relief appearances.
- Fanned a season-high four batters in four different relief outings.

- Struck out at least one batter in 42 relief appearances and multiple batters in 28 outings.
- Made four starts in Memphis and was 0-0 with a 3.21 ERA over 14.0 innings allowing 15 hits in those starts.
- Had his contract selected on July 6.
- Made his MLB debut the following night at the Chicago White Sox, suffering a blown save and loss (0.2 IP, 2 R, HR, 2 K).
- Struck out Tim Anderson (swinging) for his first batter faced.
- Optioned to Memphis on July 22.
- Finished the season with a 9.74 ERA (32.1 IP) and 41 strikeouts in his final 18 games for the Redbirds.
- Outrighted on October 26.

BACKGROUND/PERSONAL

- Graduated from Erie (Colo.) High School. Named Boulder County Player of the Year and was selected to play at the High School Futures Game at Coors Field.
- Played college baseball at Colorado Mesa University in Grand Junction, Colo., going 22-2 with a 3.13 ERA (204.1 IP), 188 strikeouts and six complete games.
- Allowed nine home runs to 852 total batters faced while pitching in high altitude (Grand Junction is 4,583 ft above sea level).
- Posted a 13-0 record with a 1.41 ERA during his sophomore season, earning First Team All-American, First Team Academic All-American, and was the South Central Regional Tournament MVP.
- Pitched two summers for the Waterloo Bucks of the collegiate summer Northwoods League (2016-17).
- His father, Tim Leahy, played college basketball at Kansas State University.
- His uncle, Thomas Leahy, pitched in the Braves organization (1991-93) advancing to Durham (High-A).
- Resides in Boulder, Colorado.



Right-handed reliever Kyle Leahy makes his Busch Stadium debut against the Washington Nationals, July 16, 2023.

**MATTHEW****LIBERATORE****52**

HT: 6-5 WT: 215 B/T: L/L BIRTH DATE: November 6, 1999 ML SERVICE: 0.144

(LIBB-er-uh-tore)

FULL NAME: Matthew Joseph Liberatore

BORN: Peoria, Arizona

OPENING DAY AGE: 24

BECAME A CARDINAL: Acquired from Tampa Bay Rays with C Edgardo Rodriguez and Rays Comp. B draft pick for OF José Martínez, OF Randy Arozarena and Cardinals Comp. A draft pick, Jan. 9, 2020

CONTRACT STATUS: Signed through 2024

MLB DEBUT: May 21, 2022 at Pittsburgh

LEFT-HANDED PITCHER **COMPLETE RECORD**

Year	Team	W-L	ERA	G	GS	CG	GF	SHO	SV	IP	H	R	ER	HR	HBP	BB	IBB	SO	WP	BK	BA	
2018	GCL Rays	1-2	0.98	8	8	0	0	0	0	27.2	16	7	3	0	3	11	0	32	1	0	.170	
	Princeton	1-0	3.60	1	1	0	0	0	0	5.0	5	2	2	0	0	2	0	5	0	0	.294	
2019	Bowling Green	6-2	3.10	16	15	1	0	0	0	78.1	70	33	27	2	4	31	0	76	6	3	.237	
2020	DID NOT PITCH -- ALTERNATE TRAINING SITE ONLY																					
2021	Memphis	9-9	4.04	22	18	0	0	0	0	124.2	123	66	56	19	4	33	0	123	3	1	.257	
2022	ST. LOUIS	2-2	5.97	9	7	0	1	0	0	34.2	42	23	23	5	1	18	0	28	5	0	.304	
	Memphis	7-9	5.17	22	22	0	0	0	0	115.0	118	68	66	16	10	41	0	116	4	1	.269	
2023	ST. LOUIS	3-6	5.25	22	11	0	3	0	0	61.2	66	42	36	5	5	25	1	46	4	0	.274	
	Memphis	4-3	4.18	13	13	0	0	0	0	64.2	58	32	30	8	3	38	0	84	2	0	.243	
MINOR TOTALS		28-25	3.99	82	77	1	0	0	0	415.1	390	208	184	45	24	156	0	436	16	5	.250	
MAJOR TOTALS		5-8	5.51	31	18	0	4	0	0	96.1	108	65	59	10	6	43	1	74	9	0	.285	

Note: Major League Uniforms Worn: 52 (2022-present)

WILD CARD SERIES RECORD

Year	Team	W-L	ERA	G	GS	CG	GF	SHO	SV	IP	H	R	ER	HR	HBP	BB	IBB	SO	WP	BK	BA
2022	STL vs. PHI																				

NOT ON POSTSEASON ROSTER - ST. LOUIS TAXI SQUAD

REGULAR SEASON FIELDING RECORD

Position	PCT	G	PO	A	E	TC	DP
Pitcher	1.000	31	3	8	0	11	0

CAREER TRANSACTIONS

- Selected by the Tampa Bay Rays in the first round (16th overall) of the June 2018 First-Year Player Draft.
- Acquired by the St. Louis Cardinals from the Tampa Bay Rays with C Edgardo Rodriguez and Rays Compensation draft pick B (RHP Tink Henge) in exchange for OF José Martínez, OF Randy Arozarena and Cardinals Compensation draft pick A (INF Alika Williams), January 9, 2020.
- On St. Louis Injured List (lower back tightness) August 19 to September 4, 2023; included rehabilitation assignment to Memphis (AAA).

**2023 SEASON HIGHS**

Most IP (Starter): 8.0, 8/10 at Tampa Bay
Most IP (Relief): 1.2, 9/17 vs. Philadelphia
Most Strikeouts (Starter): 7, 8/10 at Tampa Bay
Most Strikeouts (Relief): 3, 9/8 at Cincinnati
Most Walks (Starter): 3, twice. Last: 8/16 vs. Oakland
Most Walks (Relief): 1, 5x. Last: 9/27 at Milwaukee
Most Runs Allowed (Starter): 6, 8/16 vs. Oakland
Most Runs Allowed (Relief): 2, twice. Last: 9/22 at San Diego
Most Earned Runs Allowed (Starter): 5, 3x. Last: 8/16 vs. Oakland
Most Earned Runs Allowed (Relief): 2, twice. Last: 9/22 at San Diego
Most Hits Allowed (Starter): 10, 8/16 vs. Oakland
Most Hits Allowed (Relief): 2, 9/22 at San Diego
Most HRs Allowed: 2, 8/3 vs. Minnesota
Longest Winning Streak: 1 game, 3x. Last: 9/8
Longest Losing Streak: 4 games, 5/26-8/3
Longest Scoreless Streak: 8.0 IP, twice. Last: 9/7-21
Pitches Thrown: 101, 8/10 at Tampa Bay

CAREER HIGHS

Most IP (Starter): 8.0, 8/10/23 at Tampa Bay
Most IP (Relief): 2.2, 8/23/22 at Chicago Cubs [2]
Most Strikeouts (Starter): 7, 8/10/23 at Tampa Bay
Most Strikeouts (Relief): 3, twice. Last: 9/8/23 at Cincinnati
Most Walks (Starter): 4, 10/5/22 at Pittsburgh
Most Walks (Relief): 1, 5x. Last: 9/27/23 at Milwaukee
Most Runs Allowed (Starter): 6, 8/16/23 at Oakland
Most Runs Allowed (Relief): 3, 7/12/22 vs. Los Angeles Dodgers
Most Earned Runs Allowed (Starter): 5, 5x. Last: 8/16/23 vs. Oakland
Most Earned Runs Allowed (Relief): 3, 7/12/22 vs. Los Angeles Dodgers
Most Hits Allowed (Starter): 10, 8/16/23 vs. Oakland
Most Hits Allowed (Relief): 4, 7/12/22 vs. Los Angeles Dodgers
Most HRs Allowed: 3, 6/2/22 at Chicago Cubs
Longest Winning Streak: 1 game, 4x. Last: 9/8/23
Longest Losing Streak: 4 games, 5/26-8/3/23
Longest Scoreless Streak: 8.0 IP, twice. Last: 9/7-21/23
Pitches Thrown: 101, 8/10/23 at Tampa Bay

CAREER NOTES

- Made his Major League debut for the Cardinals in 2022 and has appeared in 31 games (18 starts).
- Major League debut came at PIT (5/21/22) at PNC Park tossing 4.2 innings in a no decision.
- Has held opposing left-handed batters to a .193 BA (16-83, HR) over his career, 2nd-lowest mark among Cardinals pitchers from 2022-23 with 95 or more batters faced (Ryan Helsley, .173).
- Started the second game of the 2023 London Series vs. CHI (6/25/23) after Jack Flaherty was a late scratch. Pitched 2.1 innings and did not factor into the decision as the Cardinals rallied for a 7-5 win.
- Has not allowed a home run to an N.L. Central opponent in his last 10 appearances against, covering 25.1 innings and 107 total batters faced (6/14/22-present).
- 2021 Cardinals Minor League Pitcher of the Year
- In his first season of play in the Cardinals organization (2021), set career highs and led the Cardinals minor leagues in wins (9), innings pitched (124.2), and strikeouts (123).
- Is a friend and former childhood teammate of Cardinals infielder Nolan Gorman.
- Pitched in two games for Team USA during the 2021 qualifying round of the delayed 2020 Tokyo Olympics.
- Started for the National League in the 2021 SiriusXM All-Star Futures Game at Coors Field. Worked a perfect first frame on 13 pitches, retiring a trio of then-Top 10 prospects in Bobby Witt Jr., Jarrod Kelenic and Julio Rodriguez.
- Helped lead Team USA 18U to the Gold Medal at the 2017 World Cup firing 12 scoreless innings in the Gold Medal Game.

CAREER MILESTONES

- Major League Debut**
May 21, 2022 at Pittsburgh
- First Major League Start**
May 21, 2022 at Pittsburgh
- First Major League Win**
May 28, 2022 vs. Milwaukee
- First Major League Strikeout**
May 21, 2022 at Pittsburgh
(1st inning, Michael Chavis, swinging)
- Ranked as the No. 4 prospect in the Cardinals organization in 2023 by *Baseball America*. Previously was ranked No. 3 in 2022, and the No. 2 prospect in both 2021 and 2020.
- Rated as having the "Best Changeup" in the organization in 2022, and "Best Curveball" in the Rays (2019) and Cardinals (2020) organizations by *Baseball America*.
- Following the 2019 season, ranked as the Midwest League's No. 2 overall prospect by *Baseball America*.
- Also obtained in the 2020 trade package that netted Liberator from Tampa Bay was the Rays Competitive Balance Round B selection in the 2020 MLB Draft (63rd overall), which St. Louis used to select minor league pitcher and current prospect Tink Hence.



2023

- Began the season with Memphis (AAA) and was called up on May 17 to make his first start vs. MIL (5/17) tossing 5.0 scoreless innings for the win.
- Made 22 appearances in St. Louis with 11 starts.
- Established Major League single-season highs in wins (3), appearances, starts, innings pitched (61.2) and strikeouts (46).
- Pitched arguably his finest career outing against his original drafting organization (Rays) at Tropicana Field vs. TB (8/10) firing 8.0 scoreless innings of two-hit ball with a season-high seven strikeouts in a 5-2 win.
- Was the starting pitcher in the Cardinals win over the Cubs at London Stadium on June 25, 2023 when Jack Flaherty was scratched less than 24 hours prior to the start. Pitched 2.1 innings allowing four unearned runs in a no decision as the Cardinals rallied for a 7-5 victory.
- Started vs. NYY (7/1) in Game 2 of the doubleheader, the first Cardinals rookie to start against the Yankees since Al Brazle in the 1943 World Series.
- Did not allow an earned run to an N.L. Central opponent during the 2023 season over seven appearances and 12.2 innings pitched. Held opposition to a .170 opponent batting average while recording a 1.18 WHIP. Joined teammate Ryan Helsley as the only two Cardinals pitchers to throw 10.0 or more innings with seven or more appearances to record an 0.00 ERA against N.L. Central opponents during the 2023 season.
- Cardinals Minor League Pitcher of the Month for April, his 3rd career monthly award. Was 3-1 with a 2.14 ERA and 45 strikeouts over 33.2 innings in his first six starts. Included three scoreless starts.
- International League Pitcher of the Month for April.

BACKGROUND/PERSONAL

- Graduated from Mountain Ridge High School in Glendale, Arizona.
- Signed his letter of intent to the University of Arizona.
- 2018 Arizona High School Gatorade Player of the Year, and finalist for Gatorade National Player of the Year.
- Posted marks of 8-1 with an 0.93 ERA and 104 strikeouts in 60.1 innings during his senior year (15.51 K/9 IP).
- Was a childhood teammate and friend of Cardinals infielder Nolan Gorman.
- Both Liberatore and Gorman played in the American Youth Baseball Hall of Fame tournament at Cooperstown Dreams Park in 2012 and on the same World Cup team in 2017, winning the Gold Medal in Canada.
- Ranked by *Baseball America* as the No. 2 overall player in the 2018 Major League Baseball Draft.
- Originally selected by the Rays in the first round (16th overall) of the June, 2018 First-Year Player Draft, making him the highest drafted high school player in Rays franchise history.
- Threw 12.0 scoreless innings against Korea to win the Gold Medal Game in the 18U World Cup Championship.

AWARDS & HONORS

International League Pitcher of the Month

2023: Memphis (AAA) - April

International League Pitcher of the Week

2022: Memphis (AAA) - April 18-24

Cardinals Minor League Pitcher of the Year

2021: Memphis (AAA)

Triple-A East Post-Season All-Star - LHP

2021: Memphis (AAA)

Sirius/XM All-Star Futures Game Selection

2021: National League

Cardinals Minor League Pitcher of the Month

2023: Memphis (AAA) - April

2021: Memphis (AAA) - August

2021: Memphis (AAA) - June

Rays Minor League Pitcher of the Month

2019: Bowling Green (A) - June

2018: Princeton (R) - August

Baseball American Rookie All-Star

2018: Princeton (R)

Arizona High School State Runner-Up

2018: Mountain Ridge (6A)

2016: Mountain Ridge (Division 1)

Arizona Gatorade Player of the Year

2018: Mountain Ridge (6A)

World Cup Gold Medal - 18U

2017: United States

Under Armour All-America Game MVP

2017: American League

- Was a member of Mountain Ridge's two State Runner-Up teams in 2016 and 2018. Lost to Nolan Gorman and Sandra Day O'Connor HS in the 2018 championship, but did not pitch in the game.
- Helped lead Mountain Ridge to the Arizona Division 1 (now Class 6A) State Runner-Up in 2016 before they were defeated by Hamilton HS led by pitcher Cole Bellinger (brother of Cody Bellinger), which came out of the elimination bracket. Defeated O'Connor High School, led by Nolan Gorman, in the Opening Game.
- Grew up idolizing Hall of Fame pitcher Sandy Koufax.
- Resides in Punta Gorda, Florida.



CARLOS LINÁREZ

97

HT: 6-0 WT: 215 B/T: R/R BIRTH DATE: OCTOBER 24, 2001 ML SERVICE: 0.000

(lee-NAH-rez)

FULL NAME: Carlos José Linárez

BORN: Barquisimeto, Venezuela

OPENING DAY AGE: 22

BECAME A CARDINAL: Signed by the Cardinals as an International free agent, June 12, 2021

CONTRACT STATUS: Signed through 2024

CATCHER (NON-ROSTER)

COMPLETE RECORD

Year	Team	AVG	G	AB	R	H	2B	3B	HR	RBI	SH	SF	HBP	BB	IBB	SO	SB	CS	GDP	SLG	OBP	E
2021	DSL Cards Red	.305	22	59	4	18	1	1	1	11	0	0	0	9	0	6	0	0	6	.407	.397	1
2022	Palm Beach	.000	2	7	0	0	0	0	0	0	0	0	0	0	0	2	0	0	0	.000	.000	0
	FCL Cardinals	.221	35	113	11	25	5	0	1	10	0	0	1	6	0	29	5	2	4	.292	.267	1
2023	Peoria	.281	11	32	4	9	0	0	0	1	0	0	0	3	0	12	0	0	0	.281	.343	0
	Palm Beach	.226	34	106	7	24	6	1	1	14	1	2	4	9	0	36	1	0	3	.330	.306	1
MINOR TOTALS		.240	104	317	26	76	12	2	3	36	1	2	5	27	0	85	6	2	13	.319	.308	3

CAREER NOTES

- Signed with the Cardinals as an international free agent out of Venezuela as a 19-year old and reported to the Dominican Summer League to begin his professional career in July 2021.
- Played his first professional season (2021) at catcher in the Dominican Summer League, but appeared in games at first base (64.1 innings) and third base (9.0 innings) over his next two seasons in the states.
- Has thrown out 51% (64 CS/126 SB ATT) of attempted base stealers over his three-year minor league career.
- Started 80 games at catcher and caught 647.0 innings with only two errors over his professional career.
- Threw out a career single-game high four attempted base stealers (6 ATT) against the DSL Cubs Red (9/7/21). It was also his most innings caught in a game, protecting the dish for 11.0 innings in an 8-7 Cardinals walk-off win.
- Hit his first professional home run in his final game of the 2021 season against teammate Alexander Beltre of the DSL Cardinals Blue (10/2/21). First home run against a non-Cardinals farmhand was at FCL Astros Orange (7/7/22) off Johan Figueuro.
- Has collected a single-game high of two hits 16 times over his first three seasons and three RBI twice, most recently at Jupiter (6/8/23), going 1-for-3 with two walks in the game.
- Participated in the Cardinals 2023 Spring Training Early Program (STEP Camp), comprised of minor league players participating in early workouts and seminars.

2023

- Began the season in Palm Beach (A), playing in 34 games before a promotion to Peoria (A) on July 14 for the remainder of the season.
- Was placed on the 7-day Injured List (8/24) with an appendectomy that sidelined him for the remainder of the season missing the final 16 games.
- Threw out 50% (26 CS/52 SB ATT) of attempted base stealers over 39 games at catcher, starting 37.
- Started his season hitting safely in his first four games at Palm Beach (5-for-15, .333) with two doubles, a triple and four RBI; compiling a .908 OPS.
- Was promoted on July 14 from Palm Beach to Peoria and started 0-for-7 before exploding on a five-game hitting streak (7/23-8/6), matching his season-high, and going 7-for-16 raising his batting average from .000 to .304.
- Tied his career-high with three RBI at Jupiter (6/8) posting a 1-for-3 game with two walks in the 10-inning affair.

BACKGROUND/PERSONAL

- Was born in Barquisimeto, Venezuela, the same birthplace of former Cardinals infielders Cesar Izturis and Juniel Querecuto, as well as current Major League catchers Manny Piña and Gabriel Moreno.
- Resides in Barquisimeto, Venezuela.



RYAN LOUTOS

62

HT: 6-5 WT: 240 B/T: R/R BIRTH DATE: 1/29/1999 ML SERVICE: 0.000

(loo-tus)

FULL NAME: Ryan William Loutos

BORN: Elk Grove Village, Illinois

OPENING DAY AGE: 25

BECAME A CARDINAL: Signed as a non-drafted minor league free agent, July 22, 2021

CONTRACT STATUS: Signed through 2024

PITCHER (NON-ROSTER)

COMPLETE RECORD

Year	Team	W-L	ERA	G	GS	CG	GF	SHO	SV	IP	H	R	ER	HR	HBP	BB	IBB	SO	WP	BK	BA
2021	Palm Beach	1-2	5.56	12	1	0	4	0	0	22.2	28	15	14	0	2	6	0	26	1	0	.292
2022	Memphis	0-3	6.33	22	2	0	8	0	2	27.0	44	20	19	4	1	12	1	29	3	0	.373
	Springfield	1-1	1.61	15	0	0	11	0	3	22.1	14	5	4	0	1	10	0	26	3	0	.175
	Peoria	2-2	3.14	9	0	0	9	0	4	14.1	11	7	5	1	1	3	0	17	3	0	.224
2023	Memphis	2-4	6.40	48	0	0	10	0	1	71.2	97	54	51	7	2	39	0	83	3	0	.323
	Springfield	0-1	13.50	2	0	0	2	0	0	1.1	1	2	2	0	1	2	1	1	0	0	.250
MINOR TOTALS		6-13	5.37	108	3	0	44	0	14	159.1	195	103	95	12	8	72	2	182	13	0	.301

CAREER NOTES

- Appearing in his second straight Major League Spring Training after signing as a non-drafted minor league free agent out of nearby Washington University of St. Louis in 2021.
- Jumped from Peoria (High-A) to Memphis (AAA) in 2022, arriving in Memphis on July 2 and remained with the Redbirds for the remainder of the season.
- Has made 70 appearances at Memphis over the past two seasons after starting his professional career in Palm Beach (A) in 2021.
- 54 of his 96 appearances over the past two seasons have been four outs or more (56.2%).
- Averaging 10.3 strikeouts/9 IP over 159.1 minor league innings pitched since the start of 2021.
- Posted career-highs with 50 appearances, 73.0 innings pitched and 84 strikeouts in 2023.
- Pitched for Salt River in the 2022 Arizona Fall League, making nine relief appearances compiling an 0-1 mark with a 2.57 ERA and a 1.00 WHIP. Struck out 13 batters over 14.0 innings and did not allow a home run.

2023

- Began the season at Springfield (AA), made two relief appearances and was promoted to Memphis (AAA) on April 14, where he remained the rest of the season.
- Ranked 2nd among Cardinals minor league pitchers with a career-high 50 appearances. Led Memphis with 48 appearances and was in the Top 15 among International League hurlers in games pitched.

- Of his 50 appearances, 30 were four outs or more (60%) and 19 were 2.0 innings or more (12 scoreless). Topped out at 3.0 innings at Indianapolis (7/7), in a season-high 60-pitch outing.
- Struck out a batter in 38-of-50 appearances including his final 13 of the season.

BACKGROUND/PERSONAL

- Graduated from Barrington (Ill.) High School where he was the Male Athlete of the Year award winner in 2017. Lettered in both baseball and golf.
- Posted an 0.47 ERA with 92 strikeouts his high school senior season. Illinois Class 4A All-State selection. Graduated in the Top five percent of his class.
- Played college baseball at Washington University of St. Louis where he led the Bears to the NCAA Division III World Series in 2021 posting an 11-1 record with a 1.33 ERA over 94.2 innings pitched.
- One of the most decorated players to come out of Wash U, with career marks of 17-5, 1.84 ERA and 287 strikeouts over 230 innings. Set the school record with 116 single-season strikeouts and was 3rd all-time in strikeouts and ERA.
- Named UAA Rookie of the Year in 2018 as a freshman going 5-3 with a 2.83 ERA and 75 strikeouts in 57.1 innings.
- Played two seasons for Fond du Lac of the Northwoods League, a collegiate wood bat league, posting a 4-0 record with a 4.62 ERA and 28 strikeouts over 37.0 innings.
- Resides in Barrington, Illinois.



LANCE LYNN

31

HT: 6-5 WT: 280 B/T: S/R BIRTH DATE: May 12, 1987 ML SERVICE: 12.119

FULL NAME: Michael Lance Lynn

BORN: Indianapolis, Indiana

OPENING DAY AGE: 36 (Turns 37 on May 12)

BECAME A CARDINAL: Signed as a free agent, November 21, 2023

CONTRACT STATUS: Signed through 2024 with a club option for 2025

MLB DEBUT: June 2, 2011 vs. San Francisco

RIGHT-HANDED PITCHER

COMPLETE RECORD

Year	Team	W-L	ERA	G	GS	CG	GF	SHD	SV	IP	H	R	ER	HR	HBP	BB	IBB	SO	WP	BK	BA
2008	Quad Cities	0-1	2.25	2	2	0	0	0	0	8.0	8	2	2	2	1	2	0	7	0	0	.258
	Batavia	1-0	0.96	6	4	0	1	0	0	18.2	12	5	2	0	1	4	0	22	1	0	.179
2009	Memphis	0-0	2.70	1	1	0	0	0	0	6.2	5	2	2	0	0	3	0	9	1	0	.200
	Springfield	11-4	2.92	22	22	0	0	0	0	126.1	117	51	41	5	4	51	0	98	5	0	.251
	Palm Beach	0-0	2.30	5	2	0	0	0	0	15.2	16	4	4	0	0	3	0	17	0	0	.276
2010	Memphis	13-10	4.77	29	+29	0	0	0	0	164.0	164	96	87	21	8	62	0	*141	2	2	.259
2011	Memphis	7-3	3.84	12	12	0	0	0	0	75.0	79	33	32	2	2	25	0	64	2	0	.279
	ST. LOUIS	1-1	3.12	18	2	0	2	0	1	34.2	25	12	12	3	1	11	1	40	1	0	.203
2012	ST. LOUIS	18-7	3.78	35	29	0	2	0	0	176.0	168	76	74	16	10	64	3	180	3	0	.253
2013	ST. LOUIS	15-10	3.97	33	33	0	0	0	0	201.2	189	92	89	14	11	76	0	198	6	0	.252
2014	ST. LOUIS	15-10	2.74	33	33	2	0	1	0	203.2	185	72	62	13	7	72	1	181	7	0	.238
2015	ST. LOUIS	12-11	3.03	31	31	0	0	0	0	175.1	172	66	59	13	5	68	5	167	2	0	.258
	Springfield#	0-0	0.00	1	1	0	0	0	0	3.0	3	0	0	0	1	0	0	3	0	0	.273
	Palm Beach#	0-0	2.45	2	2	0	0	0	0	3.2	4	3	1	0	0	0	0	4	0	0	.250
2017	ST. LOUIS	11-8	3.43	33	+33	0	0	0	0	186.1	151	80	71	27	10	78	5	153	2	0	.223
2018	Minnesota	7-8	5.10	20	20	0	0	0	0	102.1	105	61	58	12	6	62	3	100	3	0	.263
	New York (AL)	3-2	4.14	11	9	0	0	0	0	54.1	58	26	25	2	0	14	0	61	2	0	.267
2019	Texas	16-11	3.67	33	33	0	0	0	0	208.1	195	89	85	21	8	59	0	246	*18	0	.243
2020	Texas	6-3	3.32	13	*13	1	0	0	0	*84.0	64	34	31	13	6	25	0	89	2	0	.206
2021	Chicago (AL)	11-6	2.69	28	28	1	0	1	0	157.0	123	52	47	18	2	45	2	176	5	0	.209
2022	Charlotte#	0-1	9.00	3	3	0	0	0	0	10.0	15	10	10	2	1	2	0	8	0	0	.357
	Chicago (AL)	8-7	3.99	21	21	0	0	0	0	121.2	119	65	54	19	10	19	0	124	4	0	.247
2023	Chicago (AL)	6-9	6.47	21	21	0	0	0	0	119.2	130	94	86	28	7	45	1	144	3	0	.238
	Los Angeles (NL)	7-2	4.36	11	11	0	0	0	0	64.0	59	33	31	16	2	22	0	47	0	0	.259
MINOR TOTALS		32-19	3.78	83	78	0	1	0	0	431.0	423	206	181	32	18	152	0	373	11	2	.259
A.L. TOTALS		57-46	4.10	147	145	2	0	1	0	847.1	794	421	386	113	39	269	6	940	37	0	.242
N.L. TOTALS		79-49	3.44	194	172	2	4	1	1	1041.2	949	431	398	102	46	391	15	966	21	0	.243
MAJOR TOTALS		136-95	3.74	341	317	4	4	2	1	1889.0	1743	852	784	215	85	660	21	1906	58	0	.243

* Led League + Tied for League Lead

NOTE: Led MLB with 44 home runs allowed in 2023.

Note: Major League Uniform Numbers Worn: 62 (2011), 31 (2012-18, 2024), 36 (2018), 35 (2019-20, 2023), 33 (2021-23).



WILD CARD SERIES RECORD

Year Team	W-L	ERA	G	GS	CG	GF	SHO	SV	IP	H	R	ER	HR	HBP	BB	IBB	SO	WP	BK	BA
2012 STL at ATL	0-0	0.00	1	0	0	0	0	0	0.1	0	0	0	0	0	0	0	0	0	0	.000

DIVISION SERIES RECORD

Year Team	W-L	ERA	G	GS	CG	GF	SHO	SV	IP	H	R	ER	HR	HBP	BB	IBB	SO	WP	BK	BA
2012 STL vs. WSH	1-1	8.10	3	0	0	1	0	0	3.1	4	3	3	3	0	2	0	6	0	0	.286
2013 STL vs. PIT	0-1	10.38	1	1	0	0	0	0	4.1	7	5	5	1	1	3	1	6	0	0	.350
2015 STL vs. CHI	0-0	9.00	1	0	0	0	0	0	1.0	1	1	1	0	0	1	0	2	0	0	.250
2018 NYY vs. BOS	0-0	11.57	2	0	0	0	0	0	2.1	3	3	3	0	0	2	0	2	0	0	.300
2021 CWS vs. HOU	0-1	12.27	1	1	0	0	0	0	3.2	6	5	5	0	0	2	0	4	1	0	.353
2023 LAD vs. ARI	0-1	13.50	1	1	0	0	0	0	2.2	6	4	4	4	0	0	0	1	0	0	.429
D.S. TOTALS	1-4	8.87	10	4	0	1	0	0	23.1	34	23	23	8	1	12	1	29	1	0	.327

LEAGUE CHAMPIONSHIP SERIES RECORD

Year Team	W-L	ERA	G	GS	CG	GF	SHO	SV	IP	H	R	ER	HR	HBP	BB	IBB	SO	WP	BK	BA
2011 STL vs. MIL	1-0	0.00	5	0	0	0	0	0	5.1	3	0	0	0	0	2	1	1	0	0	.188
2012 STL vs. SF	0-1	4.91	2	2	0	0	0	0	7.1	9	8	4	0	0	4	0	9	0	0	.290
2013 STL vs. LAD	2-0	2.45	2	1	0	1	0	0	7.1	7	2	2	0	0	4	1	6	0	0	.269
2014 STL vs. SF	0-0	3.18	1	1	0	0	0	0	5.2	6	2	2	0	0	1	0	3	0	0	.273
L.C.S. TOTALS	3-1	2.81	10	4	0	1	0	0	25.2	25	12	8	0	0	11	2	19	0	0	.263

WORLD SERIES RECORD

Year Team	W-L	ERA	G	GS	CG	GF	SHO	SV	IP	H	R	ER	HR	HBP	BB	IBB	SO	WP	BK	BA
2011 STL vs. TEX	1-0	6.35	5	0	0	1	0	0	5.2	7	4	4	2	0	3	1	4	0	0	.333
2013 STL vs. BOS	0-1	4.76	2	1	0	0	0	0	5.2	5	3	3	0	0	4	0	5	0	0	.250
W.S. TOTALS	1-1	5.56	7	1	0	1	0	0	11.1	12	7	7	2	0	7	1	9	0	0	.293

WORLD BASEBALL CLASSIC RECORD

Year Team	W-L	ERA	G	GS	CG	GF	SHO	SV	IP	H	R	ER	HR	HBP	BB	IBB	SO	WP	BK	BA
2023 United States	1-0	3.00	2	2	0	0	0	0	9.0	6	3	3	2	0	1	0	8	0	0	.188

ALL-STAR GAME RECORD

Year Team	W-L	ERA	G	GS	CG	GF	SHO	SV	IP	H	R	ER	HR	HBP	BB	IBB	SO	WP	BK	BA
2012 National	ELIGIBLE -- DID NOT PITCH																			
2021 American	0-0	0.00	1	1	0	0	0	0	1.0	0	0	0	0	0	0	0	1	0	0	.000
ALL-STAR TOTALS	0-0	0.00	1	1	0	0	0	0	1.0	0	0	0	0	0	0	0	1	0	0	.000

REGULAR SEASON FIELDING RECORD

Position	PCT	G	PO	A	E	TC	DP
Pitcher	.943	341	77	137	13	227	10

**2023 SEASON HIGHS**

Most IP: 7.0 IP, 6x. Last: 9/12 vs. San Diego
Most Strikeouts: 16, 6/18 at Seattle
Most Walks: 5, 5/26 at Detroit
Most Runs Allowed: 9, 7/21 at Minnesota
Most Earned Runs Allowed: 8, 3x. Last: 9/6 at Miami
Most Hits Allowed: 10, twice. Last: 8/25 at Boston
Most HRs Allowed: 4, 7/21 at Minnesota
Longest Winning Streak: 4 games, 8/1-25
Longest Losing Streak: 4 games, 4/6-29
Longest Scoreless Streak: 12.0 IP, 6/29-7/15
Pitches Thrown: 114, 6/18 at Seattle

CAREER HIGHS

Most IP (Starter): 9.0, 3x. Last: 4/8/21 vs. Kansas City
Most IP (Relief): 4.1, 8/1/18 vs. Baltimore
Most Strikeouts (Starter): 16, 6/18/23 at Seattle
Most Strikeouts (Relief): 5, twice. Last: 8/1/18 vs. Baltimore
Most Walks (Starter): 6, 3x. Last: 7/21/18 at Kansas City
Most Walks (Relief): 2, 4x. Last: 8/30/12 at Washington
Most Runs Allowed (Starter): 10, 9/24/20 vs. Houston
Most Runs Allowed (Relief): 3, 7/1/11 at Tampa Bay
Most Earned Runs Allowed (Starter): 9, 9/24/20 vs. Houston
Most Earned Runs Allowed (Reliever): 3, 7/1/11 at Tampa Bay
Most Hits Allowed (Starter): 12, twice.. Last: 9/24/20 vs. Houston
Most Hits Allowed (Relief): 5, 8/1/18 vs. Baltimore
Most HRs Allowed: 4, twice. Last: 7/21/23 at Minnesota
Longest Winning Streak: 10 games, 9/9/12-5/1/13
Longest Losing Streak: 4, twice. Last: 4/6-29/23
Longest Scoreless Streak: 18.0 IP, 7/24-8/4/20
Complete Games: 4. Last: 4/8/21 vs. Kansas City
Low-Hit Complete Game: 2, 8/14/20 at Colorado
Shutouts: 2. Last: 4/8/21 vs. Kansas City
10+ Strikeout Games: 26. Last: 7/6/23 vs. Toronto (11)
Last Relief Appearance: 9/23/17 at Pittsburgh
Pitches Thrown: 126, 5/27/14 vs. New York Yankees

CAREER TRANSACTIONS

- Selected by the Seattle Mariners in the sixth round (173rd player overall) of the June, 2005 First-Year Player Draft, but did not sign.
- Selected by the St. Louis Cardinals in the first round (39th player overall) of the June, 2008 First-Year Player Draft.
- On St. Louis injured list (left oblique strain), August 10 - end of season, 2011.
- On St. Louis injured list (right forearm tightness), June 8-24, 2015.
- On St. Louis injured list (recovering from right elbow surgery), April 2 - end of regular season, 2016; included injury rehab assignments at Palm Beach (A) and Springfield (AA).
- Signed by Minnesota Twins as a free agent, March 12, 2018.
- Acquired by the New York Yankees from the Minnesota Twins with cash considerations in exchange for INF Tyler Austin, RHP Luis Rojo, July 30, 2018.
- Signed by Texas Rangers as a free agent, December 18, 2018.
- Acquired by the Chicago White Sox from the Texas Rangers in exchange for RHP Dane Dunning and LHP Avery Weems, December 8, 2020.
- On Chicago White Sox injured list (strained right trapezius), April 17-30, 2021.
- On Chicago White Sox injured list (right knee inflammation), August 31-September 9, 2021.
- On Chicago White Sox injured list (torn right knee tendon), April 4 - June 12, 2022; included injury rehabilitation assignment to Charlotte (AAA).
- On Chicago White Sox bereavement list, August 27-29, 2022.
- On Chicago White Sox bereavement list, June 19-21, 2023.
- Acquired by the Los Angeles Dodgers with RHP Joe Kelly in exchange for OF Trayce Thompson and minor league RHP Jordan Leasure and RHP Nick Nastrini, July 28, 2023.
- On Los Angeles Dodgers bereavement list, September 30-October 3, 2023.
- Signed by the St. Louis Cardinals as a free agent, November 21, 2023.



CAREER NOTES

- Returns to his original drafting team for the first time since 2017. Has also played with the Twins (2018), Yankees (2018), Rangers (2019-20), White Sox (2021-23) and Dodgers (2023).
- Enters the season 94 strikeouts shy of 2,000 and 111.0 innings for 2,000.
- Missed the entire 2016 Major League Baseball season recovering from right elbow surgery.
- Member of the 2011 Cardinals World Series Championship team and the 2013 National League Champions.
- Made two starts for the United States as a member of the 2023 World Baseball Classic roster.
- Was teammates with current Cardinals manager Oliver Marmol in Quad Cities (2008) and Palm Beach (2009).
- Two-time All-Star with the National League (2012, did not pitch) and the American League (2021). Pitched a scoreless inning at Coors Field (7/12/21) in relief of starting pitcher Shohei Ohtani.
- Enters 2024 ranked among active Major League pitchers in wins (136, 7th), games started (317, 8th), innings pitched (1889.0, 8th), strikeouts (1906, 9th) and opponent batting average (.243, 10th). Ranks 12th in ERA (3.74).
- Placed in the Top 10 in the American League Cy Young Award voting in 2019 (5th), 2020 (6th) and 2021 (3rd).
- Has 26 games with double-digit strikeout totals, 19th among pitchers since 2012, when he became a starting pitcher.
- Since becoming a full-time starting pitcher in 2012, has made 199 starts of 6.0 innings or more, 7th in MLB over that period behind Max Scherzer (277), Justin Verlander (251), Clayton Kershaw (243), Zack Greinke (232), Gerrit Cole (226) and Madison Bumgarner (215); while missing the entire 2016 season with injury.
- Ranks among active pitchers in postseason rankings with 28 appearances (10th) and five wins (T13th).
- Ranks 2nd behind only Adam Wainwright (29) with 24 postseason pitching appearances among Cardinals.
- Has five postseason wins as a member of the Cardinals, T-3rd in franchise history behind Chris Carpenter (10) and Bob Gibson (7).
- Won a career-high 18 games with St. Louis in 2012, his first full season as a starting pitcher.
- Is one of five Cardinals pitchers with five seasons of 150 or more strikeouts joining Bob Gibson (11), Adam Wainwright (8), Chris Carpenter (5), Steve Carlton (5) and Dizzy Dean (5).
- Enters the 2024 season ranked 11th among Cardinals all-time pitching leaders with 919 strikeouts.
- Posted career-highs in strikeouts (246) and innings pitched (208.1) while with Texas in 2019.
- Recorded his 1,000th career strikeout against current batterymate Willson Contreras (6/1/18) at Wrigley Field while pitching for Minnesota.
- Was just 5.0 innings short of qualifying for the American League ERA title in 2021 (2.69 ERA, 157.0 IP). Would have been the first White Sox pitcher to lead the A.L. in ERA since Joel Horton (2.06) in 1967.

AWARDS & HONORS

World Series Championship

2011: St. Louis

National League All-Star

2012: St. Louis (DNP)
2021: Chicago White Sox

National League Pitcher of the Month

2013: St. Louis - June
2014: St. Louis - September
2021: St. Louis - August

World Baseball Classic - Silver Medal

2023: United States

Texas League Mid-Season All-Star

2009: Springfield (AA)

Texas League Post-Season All-Star

2009: Springfield (AA)

Texas Rangers Pitcher of the Year

2020: Texas

CAREER MILESTONES

Major League Debut

June 2, 2011 vs. San Francisco

First Major League Strikeout

June 2, 2011 vs. San Francisco
(1st inning, Miguel Tejada, swinging)

First Major League Win

June 9, 2011 at Houston

First Major League Save

August 5, 2011 at Florida

First Major League Start

June 2, 2011 vs. San Francisco

1,000th Major League Strikeout

June 1, 2018 at Chicago Cubs
(2nd inning, Willson Contreras, swinging)

100th Major League Win

August 9, 2020 vs. Los Angeles Angels

1,500th Major League Strikeout

April 16, 2017 at New York Yankees
(2nd inning, Martin Maldonado, swinging)



CAREER CONTINUED...

- Started 33 games four times between 2013-19, T-3rd most in MLB with Max Scherzer behind James Shields and Justin Verlander with five seasons each.
- Made his MLB debut on June 2, 2011 vs. San Francisco, allowed five runs over 5.1 innings in a loss after retiring the first 10 batters.
- Started the inaugural Field of Dreams game in Dyersville, Iowa for the White Sox vs. NYY (8/12/21). Allowed four runs over 5.0 innings in a no decision.
- Since his Major League debut (6/2/2011), ranks second among all pitchers with 27 wins in his birth month of May, behind only Max Scherzer (34).
- Led MLB with a career-high 18 wild pitches in 2019, 4th-most in Rangers franchise history behind Bobby Witt (22), Edwin Correa (19) and Nolan Ryan (19), the most by any Rangers pitcher in 30 years since Ryan's 19 in 1989.
- Struck out 11 batters in White Sox 2021 home opener vs. KC (4/8), became the first pitcher in American League history to throw a shutout and strikeout 10 or more batters with zero walks in his team's home opener. *Eliás*
- Was placed on the Injured List (8/10/11) with a strained oblique, but returned to make 10 postseason relief appearances en route to the 2011 World Series Championship.
- 2009 Cardinals Minor League Pitcher of the Year.
- Struck out 16 batters over 7.0 innings in the deciding game of the 2009 Pacific Coast League playoffs vs. Oklahoma City (9/10), tied for the most strikeouts in a game during the 2009 Minor League season.
- Member of the 1999 Brownsburg (Ind.) Little League World Series qualifying team.

2023

- Combined to go 13-11 with a 5.73 ERA over 32 starts playing for the Chicago White Sox and Los Angeles Dodgers.
- Was traded along with former Cardinals teammate RHP Joe Kelly to the Dodgers on July 28, in exchange for OF Trayce Thompson and minor league pitchers Jordan Leasure (RHP) and Nick Nastrini (RHP).
- Finished the season 7-2 for the Dodgers, 2nd most wins in MLB after August 1 trailing only Spencer Strider (ATL, 9). His seven wins Post All-Star Break were the most by a Dodgers RHP since Kenta Maeda had eight in 2016.
- Struck out a career-high 16 batters at SEA (6/18) over 7.0 innings pitched. Matched his professional career-high in strikeouts from the minor leagues in the 2011 Pacific Coast League postseason vs. Oklahoma City.
- Surrendered a Major League-leading 44 home runs, most by any MLB pitcher since Bronson Arroyo served up 46 in 2011 with Cincinnati and T-6th all-time in a single season behind Bert Blyleven (50) in 1986 with Minnesota.
- Allowed a home run in seven straight games, establishing a new career-high (8/25- end of season).
- Recorded 24 decisions on the season, his 5th season with 24 or more decisions since he became a starting pitcher in 2012, T-3rd most in MLB with Chris Sale over that period trailing only Rick Porcello (6) and Justin Verlander (6).

CARDINALS ALL-TIME PITCHING LEADERS

Rank	Wins	Tenure
1. Bob Gibson	251	1959-75
19. Gerry Staley	89	1947-54
20. Lon Warneke	83	1937-42
21. Flint Rhem	81	1924-36
22. Steve Carlton	77	1965-71
23. George Munger	74	1943-53
24. Lance Lynn	72	2011-2017

Cardinal	Busch Stadium III Wins	Tenure
1. Adam Wainwright	108	2005-23
2. Lance Lynn	40	2011-17

Rank	Winning Pct.	Tenure
1. Chris Carpenter	.683	2004-12
2. Mort Cooper	.677	1938-45
3. Dizzy Dean	.641	1930-37
4. Lon Warneke	.629	1937-42
5. Matt Morris	.620	1997-2005
6. Harry Brecheen	.618	1940-52
7. Adam Wainwright	.610	2005-23
8. Lance Lynn	.605	2011-17

Rank	Starts	Tenure
1. Bob Gibson	482	1959-75
14. Max Lanier	187	1938-51
15. Mort Cooper	186	1938-45
Wild Bill Hallahan	186	1925-36
17. Vinegar Bend Mizell	185	1952-60
18. Howie Pollet	177	1941-51
19. Steve Carlton	172	1965-71
20. Curt Simmons	171	1960-66
21. Flint Rhem	165	1924-36
Ray Sadecki	165	1960-75
23. Ray Washburn	163	1961-69
24. Lance Lynn	161	2011-17

Rank	ERA	Tenure
1. Slim Sallee	2.67	1908-16
2. Harry Brecheen	2.91	1940-52
3. Bob Gibson	2.91	1959-75
4. Bill Doak	2.93	1913-1924, '29
5. Dizzy Dean	2.99	1930-37
19. Lance Lynn	3.38	2011-17

Rank	Strikeouts	Tenure
1. Bob Gibson	3,117	1959-75
2. Adam Wainwright	2,202	2005-23
3. Dizzy Dean	1,095	1930-37
4. Chris Carpenter	1,085	2004-12
5. Bob Forsch	1,079	1974-88
6. Matt Morris	986	1997-2005
7. Jesse Haines	979	1920-37
8. Steve Carlton	951	1965-71
9. Bill Doak	938	1913-29
10. Carlos Martínez	927	2013-21
11. Lance Lynn	919	2011-17

BACKGROUND/PERSONAL

- Originally drafted by the Seattle Mariners in the 6th round of the 2005 Major League Baseball Draft, but did not sign.
- Played college baseball at the University of Mississippi where he set the school record for strikeouts with 146 in 2007 and left the school as the all-time strikeout leader (322). Named the 2007 Oxford Regional MVP.
- Ranks among the Rebels all-time leaders in strikeouts (232, 6th) and wins (22, T6th).
- Graduated from Brownsburg (Ind.) High School where he was the Indiana Gatorade High School Player of the Year in 2005. Went 16-0 with an 0.71 ERA and two saves while batting .400 with 14 home runs.
- Married to Dymin and has four children (Mia, Lively, Rumer and Judge).
- Resides in Marion, Illinois.

CARDINALS ALL-TIME PITCHING LEADERS

Rank	Postseason Wins	Tenure
1. Chris Carpenter	10	2005-12
2. Bob Gibson	7	1964-68
3. Lance Lynn	5	2011-15
John Tudor	5	1985-87
5. Harry Brecheen	4	1943-46
Michael Wacha	4	2013-15
Adam Wainwright	4	2006-21

Cardinal	Postseason Games	Tenure
1. Adam Wainwright	29	2006-21
2. Lance Lynn	24	2011-15
3. Trevor Rosenthal	23	2012-15
4. Carlos Martínez	20	2013-19

Rank	Postseason Strikeouts	Tenure
1. Adam Wainwright	123	2006-21
2. Bob Gibson	92	1964-68
3. Chris Carpenter	68	2005-12
4. Lance Lynn	50	2011-15

Rank	Postseason IP	Tenure
1. Adam Wainwright	114.1	2006-21
2. Chris Carpenter	108.0	2005-12
3. Bob Gibson	81.0	1964-68
4. Matt Morris	73.1	2000-05
5. John Tudor	57.0	1985-87
6. Jeff Suppan	54.0	2004-06
7. Lance Lynn	52.0	2011-15



Lance Lynn pitching in Game 6 of the 2011 World Series against the Texas Rangers, October 27, 2011 at Busch Stadium.

**STEVEN
MATZ****32**HT: **6-3** WT: **205** B/T: **R/L** BIRTH DATE: **May 29, 1991** ML SERVICE: **8.099**

FULL NAME: Steven Jakob Matz

BORN: Stony Brook, New York

OPENING DAY AGE: 32 (Turns 33 on May 29)

BECAME A CARDINAL: Signed as a free agent, November 29, 2021

CONTRACT STATUS: Signed through 2025

MLB DEBUT: June 28, 2015 vs. Cincinnati

LEFT-HANDED PITCHER **COMPLETE RECORD**

Year	Team	W-L	ERA	G	GS	CG	GF	SHO	SV	IP	H	R	ER	HR	HBP	BB	IBB	SO	WP	BK	BA
2012	Kingsport	2-1	1.55	6	6	0	0	0	0	29.0	16	10	5	1	1	17	0	34	0	0	.158
2013	Savannah	5-6	2.62	21	21	1	0	1	0	106.1	86	36	31	4	5	38	0	121	1	0	.225
2014	Binghamton	6-5	2.27	12	12	1	0	0	0	71.1	66	23	18	3	2	14	0	69	0	0	.248
	St. Lucie	4-4	2.21	12	12	0	0	0	0	69.1	66	21	17	0	5	21	0	62	2	0	.255
2015	Las Vegas	7-4	2.19	15	14	0	0	0	0	90.1	69	25	22	6	1	31	0	94	0	0	.213
	Binghamton#	1-0	0.00	2	2	0	0	0	0	11.1	2	0	0	0	0	2	0	10	0	0	.059
	St. Lucie#	0-0	4.91	2	2	0	0	0	0	3.2	7	2	2	0	0	1	0	3	1	0	.412
	New York (NL)	4-0	2.27	6	6	0	0	0	0	35.2	34	9	9	4	1	10	0	34	0	0	.250
2016	New York (NL)	9-8	3.40	22	22	0	0	0	0	132.1	129	53	50	14	5	31	2	129	3	1	.257
2017	Las Vegas#	0-1	6.75	3	3	0	0	0	0	13.1	13	10	10	3	0	2	0	17	0	0	.255
	St. Lucie#	0-0	3.00	1	1	0	0	0	0	3.0	2	1	1	0	0	2	0	3	0	0	.182
	New York (NL)	2-7	6.08	13	13	0	0	0	0	66.2	83	46	45	12	3	19	2	48	1	0	.305
2018	New York (NL)	5-11	3.97	30	30	0	0	0	0	154.0	134	77	68	25	10	58	2	152	0	0	.232
2019	New York (NL)	11-10	4.21	32	30	1	0	1	0	160.1	163	83	75	27	7	52	7	153	3	0	.260
2020	New York (NL)	0-5	9.68	9	6	0	1	0	0	30.2	42	33	33	14	0	10	0	36	2	0	.323
2021	Toronto	14-7	3.82	29	29	0	0	0	0	150.2	158	70	64	18	6	43	0	144	5	1	.265
2022	ST. LOUIS	5-3	5.25	15	10	0	1	0	0	48.0	50	28	28	8	2	10	0	54	1	0	.256
	Memphis#	0-0	1.84	6	4	0	0	0	0	14.2	9	3	3	1	1	3	0	19	0	0	.176
	Springfield#	0-0	7.71	2	2	0	0	0	0	2.1	3	2	2	0	0	4	0	3	0	0	.273
2023	ST. LOUIS	4-7	3.86	25	17	0	2	0	0	105.0	108	48	45	11	3	32	0	98	2	2	.263
MINOR TOTALS		25-21	2.41	82	79	2	0	1	0	414.2	339	133	111	18	15	135	0	435	4	0	.225
ST. LOUIS TOTALS		9-10	4.29	40	27	0	3	0	0	153.0	158	76	73	19	5	42	0	152	3	2	.261
MAJOR TOTALS		54-58	4.25	181	163	1	4	1	0	883.1	901	447	417	133	37	265	13	848	17	4	.261

* Led League +Tied for League Lead # Injury Rehabilitation Assignment

Note: Major League Uniform Numbers Worn: 32 (2015-20, 2022-present), 22 (2021)

WILD CARD SERIES RECORD

Year	Team	W-L	ERA	G	GS	CG	GF	SHO	SV	IP	H	R	ER	HR	HBP	BB	IBB	SO	WP	BK	BA
2022	STL vs. PHI																				

Eligible - Did Not Appear

DIVISION SERIES RECORD

Year	Team	W-L	ERA	G	GS	CG	GF	SHO	SV	IP	H	R	ER	HR	HBP	BB	IBB	SO	WP	BK	BA
2015	NYM vs. LAD	0-1	5.40	1	1	0	0	0	0	5.0	6	3	3	0	0	2	1	4	0	0	.286



LEAGUE CHAMPIONSHIP SERIES RECORD

Year Team	W-L	ERA	G	GS	CG	GF	SHO	SV	IP	H	R	ER	HR	HBP	BB	IBB	SO	WP	BK	BA
2015 NYM vs. CHI	0-0	1.93	1	1	0	0	0	0	4.2	4	1	1	0	0	2	0	4	0	0	.222

WORLD SERIES RECORD

Year Team	W-L	ERA	G	GS	CG	GF	SHO	SV	IP	H	R	ER	HR	HBP	BB	IBB	SO	WP	BK	BA
2015 NYM vs. KC	0-0	3.60	1	1	0	0	0	0	5.0	7	2	2	0	0	0	0	5	0	0	.333

REGULAR SEASON FIELDING RECORD

Position	PCT	G	PO	A	E	TC	DP
Pitcher	.954	181	29	136	8	173	11

Note: 2019: Shared MLB lead among pitchers in fielding pct. (1.000)

REGULAR SEASON BATTING RECORD

Year Team	AVG	G	AB	R	H	2B	3B	HR	RBI	SH	SF	HBP	BB	IBB	SO	SB	CS	GDP	SLG	OBP	E
MAJOR TOTALS	.170	142	176	8	30	3	1	3	13	15	1	0	7	0	50	0	0	0	.250	.201	7

Home Runs: 9/13/18 vs. Miami (Sandy Alcantara) • 9/18/18 at Philadelphia (Aaron Nola) • 6/14/19 vs. St. Louis (Tyler Webb)

CAREER TRANSACTIONS

- Selected by the New York Mets in the second round (72nd overall) of the 2009 June, First-Year Player Draft.
- On New York Mets Injured List (left lat muscle partial tear), July 6 - August 31, 2015; included injury rehabilitation assignment to Binghamton (AA) and St. Lucie (A).
- On New York Mets Injured List (left shoulder tightness), August 15, 2016 - end of the regular season.
- On New York Mets Injured List (left elbow inflammation), March 30, 2017 - June 9, 2017; included injury rehabilitation assignments to Las Vegas (AAA) and St. Lucie (A).
- On New York Mets Injured List (left ulnar nerve irritation), August 19, 2017 - end of the regular season.
- On New York Mets Injured List (left flexor pronator strain), August 3-16, 2018.
- On New York Mets Injured List (radial nerve discomfort), May 5-17, 2019.
- On New York Mets Injured List (left shoulder discomfort), August 30 - September 13, 2020.
- Traded to the Toronto Blue Jays in exchange for RHP Yennys Diaz, RHP Sean Reid-Foley and RHP Josh Winckowski, January 27, 2020.
- On Toronto Blue Jays COVID-19 Injured List, June 13-29, 2020.
- Signed by the St. Louis Cardinals as a free agent, November 29, 2021.
- On St. Louis Bereavement List, May 3-5, 2022.
- On St. Louis Injured List (left shoulder impingement), May 23-July 16, 2022; included injury rehabilitation assignment to Memphis (AAA).
- On St. Louis Injured List (left knee strain), July 24-September 16, 2022; included injury rehabilitation assignment to Springfield (AAA).
- On St. Louis Injured List (left lat strain), August 13, 2023-end of season.



2023 SEASON HIGHS

Most IP: 6.0, 4x. Last: 8/12 at Kansas City
Most Strikeouts: 9, 7/9 at Chicago White Sox
Most Walks: 5, 4/15 vs. Pittsburgh
Most Runs Allowed: 6, twice. Last: 5/24 at Cincinnati
Most Earned Runs Allowed: 6, twice. Last: 5/24 at Cincinnati
Most Hits Allowed: 11, 5/24 at Cincinnati
Most HRs Allowed: 2, twice. Last: 7/15 vs. Washington
Longest Winning Streak: 4 games, 7/20-end of season
Longest Losing Streak: 7 games, 4/4-6/14
Longest Scoreless Streak: 17.0, 7/20-8/5
Pitches Thrown: 110, 4/15 vs. Pittsburgh

CAREER HIGHS

Most IP: 9.0, 7/27/19 vs. Pittsburgh
Most Strikeouts: 11, 9/1/18 at San Francisco
Most Walks: 5, 4x. Last: 4/15/23 vs. Pittsburgh
Most Runs Allowed: 8, 3x. Last: 5/7/22 at San Francisco
Most Earned Runs Allowed: 8, twice. Last: 5/7/22 at San Francisco
Most Hits Allowed: 11, 5/24/23 at Cincinnati
Most HRs Allowed: 3, 4x. 5/7/22 at San Francisco
Longest Winning Streak: 7 games, 4/17-5/25/16
Longest Losing Streak: 7 games, twice. Last: 4/4-6/14/23
Longest Scoreless Streak: 19.0, 5/20-31/16
Complete Games: 1, 7/27/19 vs. Pittsburgh
Low-Hit Complete Game: 5, 7/27/19 vs. Pittsburgh
Shutouts: 1, 7/27/19 vs. Pittsburgh
10+ Strikeout Games: 3. Last: 5/25/21 at New York Yankees (10)
Pitches Thrown: 120, twice. Last: 6/8/19 vs. Colorado
Last Relief Appearance: 7/5/23 at Miami

CAREER NOTES

- Joined the Cardinals on a four-year contract (2022-25) after previously pitching for the New York Mets (2015-20) and Toronto Blue Jays (2021) organizations.
- Since joining the Cardinals, has gone 9-10 with a 4.29 ERA in 40 appearances (27 starts).
- 2023 Darryl Kile Award recipient, voted on by teammates.
- Shared the 2021 American League lead in wins (14) among left-handed pitchers with Blue Jays teammate Hyun Jin Ryu.
- Since 2021, his 23 total wins rank T-23rd among MLB left-handers, with Julio Urías (48) leading the list.
- Has logged five career seasons of 20 or more appearances and 100.0 innings or more (2016, 2018-19, 2021, 2023).
- Has landed on the Injured List 12 times over his Major League career, missing time in every season except for 2021 in which he missed time for a positive COVID-19 test.
- Also missed the 2010 and 2011 minor league seasons after undergoing Tommy John ligament replacement surgery.
- His only career complete game shutout is also a "Maddux" where he threw 99 pitches on July 27, 2019 vs. Pittsburgh.
- Finished 6th in the 2016 NL Rookie of the Year voting, going 9-8 with a 3.40 ERA, and 1.21 WHIP in 22 starts.
- Tossed 7.1 no-hit innings vs. San Diego (8/14/16) before allowing an Alexei Ramirez single, in what would be his final start of the 2016 season. It was the deepest a Mets pitcher had taken a no-hitter since Johan Santana no-hit the Cardinals on June 1, 2012.
- In 2015, became the first pitcher in Mets history to allow two runs or fewer in each of his first five Major League starts. His 1.80 ERA (6 ER/30.0 IP) was the lowest for any pitcher in Mets team history after five career outings (min. 30.0 IP).

- Became the first Met to begin his career 4-0 after five career games or starts.
- Started his career 11-1 in his first 14 regular season starts. Became the first Met in franchise history to win 11 of his first 12 MLB decisions, and joined Kazuhisa Ishii (2002 Dodgers) as the only two left-handers in MLB history to win 11 of their first 14 MLB starts.
- Made his MLB debut on June 28, 2015 vs. the Reds at Citi Field, earning the win. Pitched 7.2 innings, allowing two runs on five hits, striking out six and walking three becoming the first Met to win such a start since Gary Gentry tossed 8.2 innings to beat Montreal on April 10, 1969.

Postseason

- Started series-clinching Game 4 of the 2015 NLCS at Wrigley Field, pitching 4.2 innings in a no decision. Became the first Mets pitcher born in New York to start a playoff game when he started vs. the Dodgers in the 2015 NLDS.
- Appeared in just six regular season games prior to starting Game 4 of the World Series, which tied for the fewest career regular season games at the time a pitcher made his 1st World Series start. Marty Bystrom also had six regular season appearances before starting Game 5 of the 1980 World Series for the Phillies.
- Matz's six regular season starts were the 3rd-fewest before his 1st World Series start, behind Joe Black's two starts in 1952 for Brooklyn and Bystrom's five career starts in 1980... Tossed five frames, allowing two runs on seven hits with no walks and five strikeouts.

2023

NL Ranks: Pitch Tempo-bases empty (12.3 seconds/pitch, 5th)

- Made 25 appearances (17 starts) between the starting rotation and bullpen.
- Limited left-handed batters to a .215/295/304 slashline (17-79) with three extra-base hits (two home runs and double).
- Recorded a season-high 17.0 scoreless innings streak from July 20-August 5), longest by a Cardinal pitcher in 2023.
- Opened season making 10 starts in the rotation, starting 0-6 with a 5.72 ERA (50.1 IP) and 45 strikeouts. Received 16 runs of support while St. Louis was 2-8 in those games.
- Moved to the bullpen in late May, and made eight relief appearances, logging a 2.81 ERA (16.0 IP) with 15 strikeouts and .224 average against.
- Allowed runs in only three of eight relief appearances, while working 2.0+ IP in four outings.
- As a starter, went 4-6 with a 4.04 ERA (89.0 IP) in 17 starts.
- Pitched 5.0 innings or more in 13-of-17 starts (four quality).
- Hurled career-high 3.1 scoreless innings in relief (3.1) twice, garnering 10 scoreless outs, in London vs. Cubs (6/24) and vs. Astros (6/29).
- Returned to the starting rotation on July 9, finishing his season 4-0 with a 1.86 ERA (8 ER/38.2 IP) and 38 strikeouts in his final seven starts. Held his opposition to two runs or fewer in six of starts, including one run or fewer in five.
- Over that seven-start span from July 9-Aug. 12, ranked among MLB leaders in wins (T-2nd), innings (T-4th), ERA (3rd), average against (.190, T-7th), opponent OPS (.537), WHIP (0.88, 5th), BR/9 (7.91, 3rd), and FIP (2.85, 4th).
- Missed the final 44 games of season due to a left lat strain.

PERSONAL/BACKGROUND

- Graduated from Ward Melville High School in East Setauket, NY in 2009. As a senior, threw 44.0 innings, allowing 11 hits with 81 strikeouts.
- Spent a week during the 2015-16 offseason in Honduras, working with the non-profit group "Hearts 2 Honduras." Helped build a three-room learning center and also played baseball with the local youth.
- Donated equipment through the Cal Ripken Sr. Foundation to New York-area Little Leagues while with the Mets.
- During the COVID-19 pandemic, supported the NYPD's Options Giving Youth a Voice Contest, encouraging New York City's youth to use their voices and share how they are coping with coronavirus-related challenges. Sent messages to first responders in the tri-state area. Matz' Tru32 foundation made donations to Elmhurst Hospital in Queens, the NYPD and FDNY. Supported the Home Plate Project, a league-wide initiative to help students cut off from free or reduced-price meals after schools were forced to close because of the pandemic.
- Received the Joan Payson-Shannon Forde Award for Community Service at the 2020 BBWAA Dinner.
- His wife, Taylor Cain, is a Christian Rock music singer with the band Cain.
- They have a daughter, Stevie (8/21/22).
- Resides in Nashville, Tennessee.

AWARDS & HONORS

Darryl Kile Award
2023: St. Louis

Roberto Clemente Humanitarian Award Nominee
2020: New York Mets

National League Rookie of the Month
2016: New York Mets - May

Baseball America Major League All-Rookie Team
2016: New York Mets

Baseball America Triple-A All-Star
2015: Las Vegas (AAA)

Baseball America Double-A All-Star
2014: Binghamton (AA)

Florida State League Mid-Season All-Star
2014: St. Lucie (High-A)

MiLB.com Organization All-Star
2015: New York Mets
2014: New York Mets
2013: New York Mets

South Atlantic League Championship
2013: Savannah Sand Gnats (A)

CAREER MILESTONES

Major League Debut
June 28, 2015 vs. Cincinnati

First Major League Win
June 28, 2015 vs. Cincinnati

First Major League Strikeout
June 28, 2015 vs. Cincinnati
(1st inning, swinging, Marlon Byrd)

500th Major League Strikeout
September 11, 2019 vs. Arizona
(4th inning, Adam Jones, swinging)

100th Major League Start
September 23, 2019 vs. Miami

150th Major League Start
April 21, 2023 at Seattle

Hitting

First Major League Home Run
September 13, 2018 vs. Miami
(Sandy Alcantara, 2nd inning, 2-run)



MICHAEL MCGREEVY 70

HT: 6-5 WT: 220 B/T: R/R BIRTH DATE: July 8, 2000 ML SERVICE: 0.000

FULL NAME: Michael Steven McGreevy

BORN: San Clemente, California

OPENING DAY AGE: 23 (Turns 24 on July 8)

BECAME A CARDINAL: Selected in the first round (18th overall) of the 2021 MLB Draft

CONTRACT STATUS: Signed through 2024

PITCHER (NON-ROSTER)

COMPLETE RECORD

Year	Team	W-L	ERA	G	GS	CG	GF	SHO	SV	IP	H	R	ER	HR	HBP	BB	IBB	SO	WP	BK	BA
2021	FCL Cardinals	0-2	10.80	2	2	0	0	0	0	1.2	4	2	2	0	0	1	0	3	1	0	.444
	Palm Beach	0-0	9.00	5	5	0	0	0	0	6.0	10	6	6	1	0	1	0	4	0	0	.357
2022	Peoria	3-1	2.58	8	8	1	0	0	0	45.1	41	14	13	1	1	4	0	41	0	0	.238
	Springfield	6-4	4.64	20	20	0	0	0	0	99.0	109	55	51	14	0	26	0	76	4	2	.284
2023	Springfield	2-0	1.45	3	3	0	0	0	0	18.2	17	4	3	0	1	1	0	16	0	0	.246
	Memphis	11-6	4.49	24	24	0	0	0	0	134.1	160	71	67	17	3	37	0	107	5	1	.291
MINOR TOTALS		22-13	4.19	62	62	1	0	0	0	305.0	341	152	142	33	5	70	0	247	10	3	.281

AWARDS & HONORS

Midwest League Pitcher of the Month

2022: Peoria (High-A) - April

Midwest League Pitcher of the Week

2022: Peoria (High-A) - April 11-17

CAREER NOTES

- 2021 strike-throwing first round draft pick enters Major League Spring Training for the second straight season.
- Was rated as having the "Best Control" in the organization entering the 2022 and 2023 seasons by *Baseball America*.
- Has pitched 297.1 innings over his last two seasons (2022-23), most in Minor League Baseball and trailing only Miles Mikolas (405.0 IP) in the entire organization.
- In 2023, ranked 2nd in minor league baseball in innings pitched (153.0) behind Yankees RHP Mitch Spence (163.0).
- Walked one batter or fewer in 41-of-62 career starts (17-9) and posted zero walks in 23 starts (8-5).
- Was a high school teammate of Andre Pallante at San Clemente (Calif.) High School.

2023

- Entered the season rated as the No. 9 prospect in the Cardinals organization by *Baseball America*. Also listed as having the "Best Control" in the Cardinals organization by the same publication for the second straight season.
- Began the season in Springfield (AA) making three starts and posting a 2-0 record with a 1.45 ERA, then finished the season with Memphis (AAA) after an April 22 promotion.
- Combined to post a 13-6 record with a 4.12 ERA and 123 strikeouts over 153.0 innings and only 38 walks.
- Posted career-highs in wins, innings pitched and strikeouts.
- Ranked 2nd in the International League with 11 wins.
- Led all Cardinals minor league pitchers in wins, innings pitched, games started and was 2nd in strikeouts.
- Made four starts of 7.0 innings or more with a career-high 7.2 at Arkansas (4/13).
- Struck out a season-high nine batters three times, matching his career-high.
- Walked one batter or fewer in 16-of-27 starts (13-3) with zero walks in six starts (5-1).
- Failed to complete 5.0 or more innings in just 3-of-27 starts.

BACKGROUND/PERSONAL

- Graduated from San Clemente (Calif.) High School where he was a high school teammate of Andre Pallante.
- Earned freshman All-America honors as a reliever at UC Santa Barbara.
- Named semifinalist for National Pitcher of the Year award by the College Baseball Foundation in 2021.
- Two-time First Team All-Big West Conference: as a freshman in 2019 and again as a junior in 2021.
- Ranked second among qualified NCAA Division I pitchers in walks/9 IP (0.97) and strikeout-to-walk ratio (10.45) in 2021.
- Led the 2021 Big West Conference in innings pitched (101.2).
- Named 2019 First Team Freshman All-American by *Baseball America*.
- Is an avid fan of the Los Angeles Chargers.
- Planned to pitch for the Yarmouth-Dennis Red Sox in the 2020 Cape Cod League before it was cancelled due to the coronavirus pandemic.
- Signing scout was Michael Garciaparra.
- Resides in San Clemente, California.1st

RECENT CARDINALS 1st ROUND PICKS

Year	Pos.	Player	Overall Pick
2023	OF	Chase Davis	21
2022	LHP	Cooper Hjerpe	22
2021	RHP	Michael McGreevy	18
2020	3B	Jordan Walker	21
2019	LHP	Zack Thompson	19
2018	3B	Nolan Gorman	19
	RHP	Griffin Roberts	43
2016	SS	Delvin Perez	23
	OF	Dylan Carlson	33
	RHP	Dakota Hudson	34
2015	OF	Nick Plummer	23
	RHP	Jake Woodford	39
2014	RHP	Luke Weaver	27
	RHP	Jack Flaherty	34
2013	LHP	Marco Gonzales	19
	LHP	Rob Kaminsky	28



Right-handed reliever Keynan Middleton pitches on the Cardinals Complex fields in Jupiter, February 26, 2024.



KEYNAN

MIDDLETON

93

HT: 6-2 WT: 230 B/T: R/R BIRTH DATE: September 12, 1993 ML SERVICE: 6.023

(KEE-nin)

FULL NAME: Keynan Anthony Middleton

BORN: Portland, Oregon

OPENING DAY AGE: 30 (Turns 31 on September 12)

BECAME A CARDINAL: Signed as a free agent, February 3, 2024

CONTRACT STATUS: Signed through 2024 with a club option for 2025

MLB DEBUT: May 5, 2017 vs. Houston

RIGHT-HANDED PITCHER

COMPLETE RECORD

Year	Team	W-L	ERA	G	GS	CG	GF	SHO	SV	IP	H	R	ER	HR	HBP	BB	IBB	SO	WP	BK	BA
2013	Orem	1-3	8.10	6	6	0	0	0	0	23.1	29	24	21	4	2	15	0	15	7	0	.319
	AZL Angels	0-0	6.35	4	1	0	0	0	0	5.2	3	4	4	0	0	3	0	5	0	0	.143
2014	Orem	5-4	6.45	14	14	0	0	0	0	67.0	69	58	48	9	6	30	0	53	7	0	.260
2015	Burlington	6-11	5.30	26	26	0	0	0	0	125.2	148	78	74	15	3	47	0	88	8	1	.306
2016	Salt Lake	0-1	4.91	8	0	0	4	0	2	14.2	14	8	8	1	0	4	0	14	1	0	.250
	Arkansas	0-0	1.20	13	0	0	9	0	6	15.0	11	2	2	1	0	4	0	18	0	0	.196
	Inland Empire	1-1	3.72	25	0	0	9	0	0	36.1	22	15	15	7	0	20	0	56	4	0	.172
2017	Salt Lake	0-0	2.84	10	0	0	6	0	2	12.2	11	5	4	0	1	4	0	8	0	0	.234
	Los Angeles (AL)	6-1	3.86	64	0	0	17	0	3	58.1	60	25	25	11	0	18	2	63	2	0	.265
2018	Salt Lake#	0-0	0.00	1	1	0	0	0	0	1.0	0	0	0	0	0	2	0	2	0	0	.000
	Los Angeles (AL)	0-0	2.04	16	0	0	9	0	6	17.2	14	4	4	1	1	9	1	16	1	0	.233
2019	Salt Lake#	0-0	2.08	5	0	0	0	0	0	4.1	2	1	1	0	0	3	0	5	0	0	.125
	Inland Empire#	0-0	0.00	4	2	0	0	0	0	3.2	2	0	0	0	0	3	0	9	0	0	.143
	AZL Angels#	0-0	0.00	1	1	0	0	0	0	1.0	0	0	0	0	0	0	0	2	0	0	.000
	Los Angeles (AL)	0-0	1.17	11	0	0	0	0	0	7.2	4	1	1	0	0	7	0	6	1	0	.154
2020	Los Angeles (AL)	0-1	5.25	13	0	0	4	0	0	12.0	12	8	7	2	0	6	0	11	1	0	.273
2021	Tacoma	1-0	2.35	7	1	0	1	0	0	7.2	7	3	2	1	0	2	0	13	0	0	.233
	Seattle	1-2	4.94	32	1	0	10	0	4	31.0	30	20	17	2	2	19	1	24	0	0	.252
2022	Reno	2-0	2.12	17	0	0	4	0	1	17.0	8	4	4	1	0	7	0	24	1	0	.140
	ACL D'Backs Red#	0-0	0.00	1	1	0	0	0	0	1.0	1	0	0	0	0	0	0	2	0	0	.250
	Arizona	1-2	5.29	18	0	0	2	0	0	17.0	16	13	10	5	1	3	0	15	1	0	.250
2023	Charlotte	0-0	0.00	3	0	0	2	0	1	3.0	1	0	0	0	0	2	0	3	0	0	.111
	Chicago (AL)	2-2	3.96	39	0	0	6	0	2	36.1	33	17	16	7	1	16	0	47	1	0	.239
	New York (AL)	0-0	1.88	12	0	0	5	0	0	14.1	7	3	3	1	0	7	0	17	1	0	.143
MINOR TOTALS		16-20	4.86	145	53	0	35	0	12	339.0	328	202	183	39	12	146	0	317	28	1	.255
A.L. TOTALS		9-6	3.70	187	1	0	51	0	15	177.1	160	78	73	24	4	82	4	184	7	0	.242
N.L. TOTALS		1-2	5.79	18	0	0	2	0	0	17.0	16	13	10	5	1	3	0	15	1	0	.250
MAJOR TOTALS		10-8	3.84	205	1	0	53	0	15	194.1	176	91	83	29	5	85	4	199	8	0	.242

Injury Rehabilitation Assignment

Note: Major League Uniform Numbers Worn: 39 (2017-18), 99 (2019-23), 93 (2023-24)

REGULAR SEASON FIELDING RECORD

Position	PCT	G	PO	A	E	TC	DP
Pitcher	.960	205	8	16	1	25	0

2023 SEASON HIGHS

Most IP: 2.0, twice. Last: 8/9 at Chicago White Sox
Most Strikeouts: 3, 7x. Last: 8/24 vs. Washington
Most Walks: 2, 3x. Last: 8/26 at Tampa Bay
Most Runs Allowed: 2, 6x. Last: 9/29 at Kansas City
Most Earned Runs Allowed: 2, 6x. Last: 9/29 at Kansas City
Most Hits Allowed: 3, twice. Last: 7/29 vs. Cleveland
Most HRs Allowed: 2, twice. Last: 7/26 vs. Chicago Cubs
Longest Winning Streak: 2 games, 6/2-7/7
Longest Losing Streak: 2 games, 7/9-present
Longest Scoreless Streak: 14.1 innings, 5/2-6/9
Pitches Thrown: 38, 6/17 at Seattle

CAREER HIGHS

Most IP: 2.0, 5x. Last: 8/29/23 at Chicago White Sox
Most Strikeouts: 3, 12x. Last: 8/24/23 vs. Washington
Most Walks: 3, 5/11/17 vs. Detroit
Most Runs Allowed: 5, 7/21/21 at Colorado
Most Earned Runs Allowed: 5, 7/21/21 at Colorado
Most Hits Allowed: 5, 7/21/21 at Colorado
Most HRs Allowed: 2, 4x. Last: 7/26/23 vs. Chicago Cubs
Longest Winning Streak: 4 games, 6/11-8/12/17
Longest Losing Streak: 3 games, 8/15/20-8/6/21
Longest Scoreless Streak: 17.0, 9/4/17-4/6/18
Pitches Thrown: 38, twice. Last: 6/17/23 at Seattle
Last Start: 7/21/21 at Colorado

CAREER NOTES

- Signed a one-year free agent contract with the Cardinals, including a club option for 2025, on February 3, 2024.
- Two-sport athlete in baseball and basketball through college. Focused on baseball after being drafted by the Angels in the 3rd Round of the 2013 MLB Draft. Continues to coach basketball in the off-season.
- Has played for the Angels, Mariners, Diamondbacks, White Sox, and Yankees, compiling 205 career appearances with only one start in 2021 while with Seattle.
- Began his career as a starting pitcher from 2013-15, but was moved to a relief pitching role in 2016, making starts only in spot situations and injury rehabilitation assignments.
- Struck out a career-high 88 batters over 125.2 innings as a starting pitcher in 2015 with Burlington (A), then matched the 88 strikeouts a season later over 66.0 relief innings between Inland Empire (A), Arkansas (AA) and Salt Lake (AAA).
- Has been on the Injured List eight times over his six-year Major League career causing him to miss 368 games: Angels (265), Mariners (13), Diamondbacks (67) and Yankees (23).
- Enters the 2024 season one strikeout shy of 200 for his career.
- Since 2018, ranks 9th among Major League pitchers in Inherited Runners Stranded at 82.0% (50 inherited runners/9 scored).
- Made his Major League debut with the Angels on May 5, 2017 vs. Houston. Earned his first win a month later against the Astros on June 11. Became the fastest member of the Angels 2013 draft class to make his MLB debut.
- Posted the highest average fastball velocity among American League rookie pitchers with 97.2 MPH in 2017.
- Made a career-high 64 appearances during his rookie season in 2017 with the Angels. Total was tied for 3rd-most with an Angels rookie with Jason Bulger (2009) and José Alvarez (2015).
- His 64 appearances in 2017 were the most he's compiled in a season with the next highest total of 51 between the White Sox and Yankees in 2023.
- Has converted 15-of-22 career save opportunities (68.1%)

CAREER MILESTONES

Major League Debut
 May 5, 2017 vs. Houston

First Major League Win
 June 11, 2017 at Houston

First Major League Save
 August 8, 2017 vs. Baltimore

First Major League Strikeout
 May 5, 2017 vs. Houston
 (9th inning, Jake Marisnick, swinging)

100th Major League Appearance
 August 15, 2020 vs. Los Angeles Dodgers

- Saved a single-season high six games with the Angels in 2018 over 16 appearances before a right elbow injury caused him to land on the Injured List April 29 and again on May 14, sidelining him to the end of the season. Led the Angels with six saves through his first placement on the Injured List (April 27) and ranked T-3rd in the American League through that point of the season.
- Right elbow surgery was performed by Dr. Neal ElAttrache on May 22, 2018 in Los Angeles.
- Missed the majority of the 2019 season recovering from Tommy John surgery. Ramped up with injury rehabilitation assignments to the Arizona League, Inland Empire (A) and Salt Lake (AAA) before being reinstated on August 27.
- Has made the Opening Day roster twice in his career: Los Angeles-AL (2018) and Seattle (2021).
- Appeared in one career game at Busch Stadium and allowed two home runs (Harrison Bader & Nolan Arenado) over four batters faced while with Arizona (5/1/22).



2023

- Began the season in Charlotte (AAA), but was selected to Chicago (AL) 12 days into the season on April 10. Made his season debut at MIN (4/11).
- Was traded from the White Sox to the Yankees on August 1, for RHP Juan Carela.
- His 51 appearances were the 2nd-highest total in his career, and most since 64 during his rookie season with the Angels in 2017.
- Placed on the Injured List (9/3-28) with right shoulder inflammation causing him to miss 23 games during the final month of the season.
- After arriving in New York on Aug. 1, ranked 4th among American League pitchers in lowest opponent BA (.143), 11th in ERA (1.88) and 15th in WHIP (0.98) through the end of the season.
- Had an outstanding August, posting a 0.68 ERA over 11 appearances with 17 strikeouts over 13.1 innings with an opponent BA of .114.
- Threw 14 consecutive appearances without allowing a run (5/2-6/9), covering 14.1 innings with six hits, four walks and 15 strikeouts. Ranked as the 3rd-longest consecutive scoreless innings streak by a White Sox pitcher in 2023 (Kendall Graveman 16.1 IP & Michael Kopech 15.0 IP).
- Made eight appearances of four outs or more, seven scoreless. Topped out at a season-high 2.0 IP twice (8/6 vs. HOU & 8/9 at CWS).
- Pitched on consecutive days seven times and did not allow a run in any of those second appearances. Has not allowed a run pitching on consecutive days over his last 10 appearances dating back to 2021.

BACKGROUND/PERSONAL

- Graduated from Milwaukie (OR) High School in 2012 where he was a two-sport athlete lettering in baseball and basketball.
- Was a two-sport athlete at Lane Community College (OR) playing college baseball and basketball.
- Averaged 11.0 points and 4.6 rebounds per game as a shooting guard at Lane Community College.
- He coaches boy's basketball at Milwaukie (OR) High School in the off-season.
- Was heavily involved in the community while with the Angels. Participated in the 13th Annual Bank of America Challenger Classic on October 27, 2018, assisting more than 800 children with physical and intellectual disabilities from local Challenger Division Little League teams who played at Angel Stadium.
- Involved in Adopt-a-School with members of the Angels Strike Force visiting students at Lampson Elementary School in Garden Grove, Calif.
- Married to Nicole. Has three daughters: Kamrynn, Karter and Kollyns.
- Resides in Milwaukie, Oregon

CAREER TRANSACTIONS

- Selected by the Los Angeles Angels in the third round (95th overall) of the June, 2013 First-Year Player Draft.
- On Los Angeles Angels Injured List (right elbow inflammation) April 29, to May 9, 2018; included injury rehabilitation assignment to Salt Lake (AAA).
- On Los Angeles Angels Injured List (right elbow surgery) May 14, 2018 to the end of season.
- On Los Angeles Angels Injured List (recovery from right elbow surgery) March 16 - August 27, 2019; included injury rehabilitation assignments to Salt Lake (AAA), Inland Empire (A) and Arizona League Angels (R).
- Signed by the Seattle Mariners as a free agent, December 16, 2020.
- On Seattle Mariners Injured List (strained right biceps) May 5-20, 2021.
- Signed by the Arizona Diamondbacks as a minor league free agent, December 1, 2021.
- On Arizona Diamondbacks Injured List (right elbow inflammation) April 29 - June 2, 2022; included injury rehabilitation assignment to Reno (AAA).
- On Arizona Diamondbacks Injured List (strained right ankle) July 26 - September 1, 2022; included injury rehabilitation assignments to Reno (AAA) and Arizona Complex League (R).
- On Arizona Diamondbacks Injured List (sprained left great toe) September 18, 2022 to end of the season.
- Signed by the Chicago White Sox as a free agent, January 9, 2023.
- Acquired by the New York Yankees from the Chicago White Sox in exchange for RHP Juan Carela, August 1, 2023.
- On New York Yankees Injured List (right shoulder inflammation) September 3-28, 2023.
- Signed by the St. Louis Cardinals as a free agent, February 3, 2024.



MILES MIKOLAS

39

HT: 6-4 WT: 230 B/T: R/R BIRTH DATE: August 23, 1988 ML SERVICE: 7.037

(MY-koh-lahs)

FULL NAME: Miles Tice Mikolas

BORN: Jupiter, Florida

OPENING DAY AGE: 35 (Turns 36 on August 23)

BECAME A CARDINAL: Signed as a free agent, December 5, 2017

CONTRACT STATUS: Signed through 2025

MLB DEBUT: May 5, 2012 vs. Miami

RIGHT-HANDED PITCHER

COMPLETE RECORD

Year Team	W-L	ERA	G	GS	CG	GF	SHO	SV	IP	H	R	ER	HR	HBP	BB	IBB	SO	WP	BK	BA
2009 Eugene	1-8	5.94	15	11	0	0	0	0	53.0	77	47	35	1	5	9	0	39	3	0	.332
2010 Fort Wayne	6-3	2.20	*60	0	0	30	0	13	81.2	76	27	20	3	0	15	2	78	6	0	.240
2011 Lake Elsinore	3-0	1.13	34	0	0	30	0	12	39.2	31	5	5	1	3	9	2	42	0	0	.214
San Antonio	1-0	1.67	28	0	0	20	0	9	32.1	29	6	6	0	0	6	0	27	1	0	.240
2012 San Antonio	1-1	2.92	12	0	0	10	0	4	12.1	16	6	4	0	0	3	0	11	1	0	.320
Tucson	2-1	3.20	17	0	0	6	0	0	19.2	20	8	7	1	0	8	0	17	1	0	.260
San Diego	2-1	3.62	25	0	0	0	0	0	32.1	32	15	13	4	2	15	0	23	2	0	.256
2013 San Diego	0-0	0.00	2	0	0	1	0	0	1.2	0	0	0	0	0	1	1	0	1	0	.000
Tucson	4-2	3.25	54	0	0	50	0	26	61.0	62	25	22	6	0	17	1	40	3	1	.265
2014 Round Rock	5-1	3.22	16	6	0	7	0	2	44.2	53	20	16	3	0	3	0	38	2	1	.283
Texas	2-5	6.44	10	10	0	0	0	0	57.1	64	43	41	8	4	18	2	38	0	1	.278
2015 Yomiuri (Japan)	13-3	1.92	21	21	4	0	2	0	145.0	107	34	31	8	1	23	0	107	3	1	---
2016 Yomiuri (Japan)	4-2	2.45	14	14	1	0	0	0	91.2	84	35	25	10	4	23	0	84	0	0	---
2017 Yomiuri (Japan)	14-8	2.25	27	*27	0	0	0	0	*188.0	162	53	47	10	*11	23	0	*187	4	1	---
2018 ST. LOUIS	+18-4	2.83	32	32	1	0	+1	0	200.2	*186	70	63	16	7	29	4	146	2	1	.245
2019 ST. LOUIS	9-14+	4.16	32	32	1	0	1	0	184.0	193	90	85	27	12	32	1	144	5	2	.272
2020 ST. LOUIS	INJURED - DID NOT PITCH																			
2021 ST. LOUIS	2-3	4.23	9	9	0	0	0	0	44.2	43	24	21	6	2	11	0	31	1	0	.253
Memphis#	1-1	2.33	5	5	0	0	0	0	19.1	17	5	5	2	0	3	0	13	1	0	.243
Springfield#	1-0	6.97	2	2	0	0	0	0	10.1	15	8	8	3	0	3	0	7	0	0	.375
Peoria#	1-0	3.86	1	1	0	0	0	0	7.0	6	3	3	0	0	0	0	8	0	0	.231
2022 ST. LOUIS	12-13	3.29	33	32	1	0	0	0	202.1	170	81	74	25	6	39	0	153	1	1	.226
2023 ST. LOUIS	9-13	4.78	35	*35	0	0	0	0	201.1	*226	110	*107	26	8	39	0	137	4	0	.282
JAPAN TOTALS	31-13	2.18	62	62	5	0	2	0	424.2	353	122	103	28	16	69	0	378	7	2	---
MINOR TOTALS	26-17	3.09	244	25	0	153	0	66	381.0	402	160	131	20	8	76	5	320	18	2	.268
ST. LOUIS TOTALS	50-47	3.78	141	140	3	0	2	0	833.0	818	375	350	100	35	150	5	611	13	4	.256
MAJOR TOTALS	54-53	3.93	178	150	3	10	2	0	924.1	914	433	404	112	42	184	7	673	15	5	.257

* Led League +Tied for League Lead

Injury Rehabilitation Assignment

Note: Major League Uniform Numbers Worn: 39 (2012-13, 2018-present), 36 (2014)



WILD CARD SERIES RECORD

Year Team	W-L	ERA	G	GS	CG	GF	SHO	SV	IP	H	R	ER	HR	HBP	BB	IBB	SO	WP	BK	BA
2022 STL vs. PHI	0-1	4.15	1	1	0	0	0	0	4.1	2	2	2	1	1	1	0	3	0	0	.143

DIVISION SERIES RECORD

Year Team	W-L	ERA	G	GS	CG	GF	SHO	SV	IP	H	R	ER	HR	HBP	BB	IBB	SO	WP	BK	BA
2019 STL vs. ATL	1-0	1.50	2	1	0	0	0	0	6.0	3	1	1	0	0	2	0	2	0	0	.143

LEAGUE CHAMPIONSHIP SERIES RECORD

Year Team	W-L	ERA	G	GS	CG	GF	SHO	SV	IP	H	R	ER	HR	HBP	BB	IBB	SO	WP	BK	BA
2019 STL vs. WSH	0-1	1.50	1	1	0	0	0	0	6.0	7	1	1	0	0	2	1	7	0	0	.280

WORLD BASEBALL CLASSIC RECORD

Year Team	W-L	ERA	G	GS	CG	GF	SHO	SV	IP	H	R	ER	HR	HBP	BB	IBB	SO	WP	BK	BA
2023 United States	0-0	1.50	2	0	0	0	0	0	6.0	9	1	1	0	0	0	0	5	0	0	.333

REGULAR SEASON FIELDING RECORD

Position	PCT	G	PO	A	E	TC	DP
Pitcher	.974	178	77	108	5	190	9

Note: 2019: Tied for 1st among MLB pitchers in fielding pct. (1.000)

2022: Tied for 1st among MLB pitchers in fielding pct. (1.000)

2023: Tied for 1st among MLB pitchers in fielding pct. (1.000)

REGULAR SEASON BATTING RECORD

Year Team	AVG	G	AB	R	H	2B	3B	HR	RBI	SH	SF	HBP	BB	IBB	SO	SB	CS	GDP	SLG	OBP	E
JAPAN TOTALS	.110	62	145	10	16	5	0	2	8	10	0	0	2	0	76	0	1	2	.186	.122	0
MAJOR TOTALS	.127	110	134	5	17	2	0	2	8	15	1	0	3	0	66	0	0	0	.187	.145	5

Home Runs: 4/2/18 at Milwaukee (Zach Davies, 1st Major League Hit) • 8/24/18 at Colorado (Antonio Senzatela)

2023 SEASON HIGHS

Most IP: 8.0, 5/30 vs. Kansas City

Most Strikeouts: 10, twice. Last: 10/1 vs. Cincinnati

Most Walks: 3, 3x. Last: 8/14 vs. Oakland

Most Runs Allowed: 7, 8/19 vs. New York Mets

Most Earned Runs Allowed: 7, 8/19 vs. New York Mets

Most Hits Allowed: 11, 7/22 at Chicago Cubs

Most HRs Allowed: 3, twice. Last: 9/5 at Atlanta

Longest Winning Streak: 4 games, 4/27-5/30

Longest Losing Streak: 5 games, 7/27-8/25

Longest Scoreless Streak: 16.0, 5/20-30

CAREER HIGHS

Most IP (Starter): 9.0, twice. Last: 7/15/19 vs. Pittsburgh

Most IP (Relief): 3.0, 10/3/22 at Pittsburgh

Most Strikeouts (Starter): 10, 3x. Last: 10/1/23 vs. Cincinnati

Most Strikeouts (Relief): 3, twice. Last: 9/8/12 vs. Arizona

Most Walks (Starter): 4, 3x. Last: 9/6/19 at Pittsburgh

Most Walks (Relief): 2, four times. Last: 8/15/12 at Atlanta

Most Runs Allowed (Starter): 10, twice. Last: 8/9/22 at Colorado

Most Runs Allowed (Relief): 4, 9/1/12 at Colorado

Most Earned Runs Allowed (Starter): 10, 2x. Last: 8/9/22 at Colorado

Most Earned Runs Allowed (Relief): 3, 9/1/12 at Colorado

Most Hits Allowed (Starter): 14, 8/9/22 at Colorado

Most Hits Allowed (Relief): 4, twice. Last: 9/8/12 vs. Arizona

Most HRs Allowed: 3, 7x. Last: 9/5/23 at Atlanta

Longest Winning Streak: 6 games, 4/2-5/21/18

Longest Losing Streak: 5 games, twice. Last: 7/27-8/25/23

Longest Scoreless Streak: 19.0, 4/20-4/30/22

Complete Games: 2, twice. Last: 7/15/19 vs. Pittsburgh

Low-Hit Complete Game: 3, 6/9/22 at Tampa Bay

Hitless Innings To Start: 8.2, 6/14/22 [2] vs. Pittsburgh

Shutouts: 2, twice. Last: 7/15/19 vs. Pittsburgh

10+ Strikeout Games: 3. Last: 10/1/23 vs. Cincinnati (10)

Last Relief Appearance: 10/3/22 at Pittsburgh

CAREER TRANSACTIONS

- Selected by the San Diego Padres in the seventh round (204th overall) of the 2009 June, First-Year Player Draft.
- Acquired by the Pittsburgh Pirates with INF Jaff Decker from the San Diego Padres in exchange for OF Alex Dickerson, November 25, 2013.
- Acquired by the Texas Rangers from the Pittsburgh Pirates in exchange for INF Chris McGuiness, December 30, 2013.
- Signed by the Yomiuri Giants of the Japanese Central League, November 25, 2014.
- Signed by the St. Louis Cardinals as a free agent, December 5, 2017.
- On St. Louis paternity list, July 18-20, 2018.
- On St. Louis injured list (right forearm strain), July 25-end of season, 2020.
- On St. Louis injured list (right shoulder), April 1-May 21, 2021; included injury rehabilitation assignment to Memphis (AAA).
- On St. Louis injured list (right forearm tightness), May 23-August 19, 2021; included injury rehabilitation assignments to Memphis (AAA), Springfield (AA), and Peoria (High-A).
- Served five-game suspension by Major League Baseball for intentionally hitting a batter, August 2-7, 2023.

CAREER NOTES

- Enters his 7th season (was injured in 2020) with the Cardinals in 2024. Currently ranked 2nd among active Cardinals pitchers in innings pitched (833.0), wins (50), strikeouts (611) and games started (140); trailing only Lance Lynn in all categories.
- Led Major League Baseball with 35 starts in 2023, becoming the first pitcher to record 35 starts in a season since Jhoulys Chacin (35) in 2018 with Milwaukee. Was the first Cardinals pitcher since Chris Carpenter had 35 in 2009.
- Hasn't committed an error since August 2, 2018 vs. COL. One of two pitchers (Erick Fedde) with 100+ total chances and zero errors since 8/3/18. Ranks 8th among MLB pitchers in fielding pct. (.988) since 2018 (min. 100 TC).
- Registered 32 or more starts in every season in which he was not injured or sidelined by COVID-19 protocols.
- Holds the record for highest single-season winning percentage by a Cardinals pitcher with 20 or more decisions when he was 18-4 (.818) in his first season with the club in 2018, edging out Hall of Famer Dizzy Dean (.811, 30-7) with the Gashouse Gang in 1934.
- Made two relief appearances for the United States in the 2023 World Baseball Classic. Posted a 1.50 ERA over 6.0 innings pitched, scattering nine hits with five strikeouts and did not record a decision.
- Recorded his 50th career win as a member of the Cardinals vs. CIN (10/1/23). Became the 9th Cardinals pitcher to win 50 games since 2000 and the first to pass 50 wins since Carlos Martinez and Michael Wacha in 2018.
- St. Louis is 79-62 (.560) in his 141 career outings (140 starts) since joining the organization (2018-present).
- The Cardinals sported a 41-23 record (.641 win pct.) in his initial 64 starts over a two-season span (2018-19), with those 41 team wins tying Jon Lester (41-22 Cubs record) for most by any National League starting pitcher.
- Is lifetime 23-23 with a 3.28 ERA (424.2 IP) in 70 games (69 starts) at Busch Stadium III. His 3.28 ERA ranks 8th-lowest in stadium history (minimum 200.0 innings).
- Went 10-0 on the road in 2018, becoming only the 3rd MLB pitcher (since 1908) to post a 1.000 road winning pct. while winning 10 or more games, joining Greg Maddux (13-0 for 1995 Braves) and Jimmy Key (10-0 for 1994 Yankees). Also joined Eddie Yuhas (9-0 in 1952) as one of only two pitchers in Cardinals history with a perfect road winning percentage (since 1913).

CAREER MILESTONES

Major League Debut
May 5, 2012 vs. Miami

First Major League Win
May 20, 2012 vs. Los Angeles Angels

First Major League Strikeout
May 5, 2012 vs. Miami
(9th inning, looking, John Buck)

First Major League Start
July 2, 2014 at Baltimore

50th Major League Win
July 8, 2023 at Chicago White Sox

100th Major League Strikeout
May 21, 2018 vs. Kansas City
(1st inning, Jon Jay, swinging)

500th Major League Inning Pitched
September 11, 2021 vs. Cincinnati

500th Major League Strikeout
August 19, 2022 at Arizona
(6th inning, Geraldo Perdomo, swinging)

Hitting
First Major League Hit / Home Run
April 2, 2018 at Milwaukee
(Zach Davies, 5th inning, 2-run)

- Became the first Cardinal and only the sixth NL pitcher (last Orel Hershiser in 1988-89) to lead the league in wins (2018) one season and losses (2019) the next.
- Pitched three seasons in the Japanese Central League (2015-17) and was a combined 31-13 with 2.25 ERA in 62 starts for the Yomiuri Giants.
- Signed a two-year contract extension through the 2025 season on March 24, 2023.

**Awards**

- Two-time National League All-Star (2018 and 2022). Did not appear in the 2022 contest at Dodger Stadium and chose to miss the 2018 game in Washington D.C. to be with his wife as they welcomed twins.
- Became the first Cardinals starting pitcher in franchise history to earn an All-Star nod in his first season after signing as a free agent, and was the only non-rookie player selected in 2018 who didn't play in the Majors the previous year.
- Finished 6th in the 2018 NL Cy Young Award voting and was a finalist for NL Comeback Player of the Year by MLBPA Player's Choice Awards, in a voting by his peers.
- 2018 Darryl Kile Award recipient, voted on by his teammates.
- 2018 recipient of the Missouri Athletic Club's Sports Personality of the Year award.
- Received the 2022 Bob Bauman "Physical Comeback" Award from the St. Louis BBWAA chapter.

Pinpoint Control

- Has thrown 8,676 or his overall 12,929 pitches for strikes (67.1%) since 2018.
- Over his career, 66.3% of his first pitches of plate appearances have been thrown for strikes, 4th-highest since the stat began being tracked in 1988. Only Phil Hughes (67.1), Tommy Milone (67.0) and Jordan Zimmermann (66.7) have a higher percentage in MLB history (min. 900 innings pitched).
- Since joining St. Louis in 2018, Mikolas trails only Clayton Kershaw (67.6%) for the 2nd-highest percentage of first pitch strikes in MLB with 67.1%.
- Mikolas owns three of the top seven single-season franchise records for highest percentages of first pitch strikes (71.1-1st in 2018; 67.9-4th in 2023; 65.8-7th in 2019).
- Has walked 4.4% of opposing batters since joining St. Louis in 2018, 2nd-lowest among all qualified Major League pitchers behind Mike Leake (3.8%).
- Has issued only 150 walks over his first 140 starts with St. Louis. Among Cardinals starters in their first 140 starts with the franchise, only Bob Tewksbury (124) has issued fewer.
- Despite missing the majority of the 2020-21 seasons due to a right forearm injury, ranks among National League leaders since 2018 in most starts while issuing zero walks (42, 4th; Zack Greinke 53, Kyle Hendricks 43, Clayton Kershaw 43) or one walk or fewer (98, T-2nd; Zack Greinke 117, Aaron Nola 98).
- Walked two or fewer batters in 43 consecutive starts (July 4, 2018-Sept. 1, 2019), longest such streak by a Cardinal in franchise history.

LOWEST CAREER ERA - BUSCH STADIUM III

Rank	W-L	ERA	IP	Seasons
1. Shelby Miller	14-9	2.46	208.1	2012-15
2. Chris Carpenter	32-15	2.61	476.1	2006-12
3. Dakota Hudson	17-5	2.54	202.0	2018-22
4. Lance Lynn	40-20	2.85	484.0	2011-17
5. Adam Wainwright	108-64	2.95	1437.1	2006-23
6. Jaime Garcia	34-24	3.05	490.0	2008-16
7. Jack Flaherty	23-16	3.23	310.0	2017-23
8. Miles Mikolas	23-23	3.28	424.2	2012-23

*Minimum 200.0 innings pitched***HIGHEST 1ST PITCH STRIKE % SINCE 2018**

MLB Rank	% Strike 1st Pitch	IP
1. Clayton Kershaw	67.6	777.2
2. Miles Mikolas	67.1	833.0
3. Max Scherzer	67.0	937.2
4. Aaron Nola	66.4	1,065.1
5. Zach Eflin	66.2	709.1

** Minimum 600.0 innings pitched***LOWEST WALK PERCENTAGE SINCE 2018**

MLB Rank	Walk %	BB	IP
1. Mike Leake	3.8%	61	382.2
2. Miles Mikolas	4.4%	150	833.0
3. Zack Greinke	4.4%	168	933.2
4. Hyun-Jin Ryu	4.7%	111	580.0
5. John Means	5.0%	77	380.1

** Minimum 375.0 innings pitched***PITCHERS IN MLB HISTORY WITH 10+ ROAD WINS AND 1.000 WIN PCT. (SINCE 1908)**

Pitcher	Season	Team	W-L	GS	IP
Jimmy Key	1994	Yankees	10-0	11	77.0
Greg Maddux	1995	Braves	13-0	15	112.2
Miles Mikolas	2018	Cardinals	10-0	16	97.0

2023

NL Ranks: Games Started (35, 1st), Innings Pitched (201.1, 3rd), Losses (13, T-5th), Hits (226, 1st), Runs (110, 2nd), Earned Runs (107, 1st), Home Runs (26, T-7th), Fewest Pitches Per Inning (15.9, 6th), BB/9 IP (1.74, 2nd).

- Was Cardinals Opening Day starting pitcher, the 2nd of his career, and 1st since 2019.
- Led Major League Baseball with 35 starts, becoming the first pitcher to record 35 starts in a season since Jhoulys Chacin (35) in 2018 with Milwaukee and the first Cardinals pitcher since Chris Carpenter reeled off 35 in 2009.
- Was his 4th season with 32 or more starts. One of four MLB pitchers with 32 or more starts in four seasons since 2018 (Jose Berrios & Aaron Nola - 5; Gerrit Cole 4).
- Started the final game of the season vs. CIN (10/1) becoming the first Cardinals pitcher to start on both Opening Day and the season finale since Adam Wainwright in 2016.
- Posted 201.2 innings pitched, giving him back-to-back seasons with 200 innings. Marked his 3rd career season with 200 or more innings and first Cardinals pitcher with consecutive 200+ innings since Adam Wainwright and Lance Lynn in 2013-14.
- Surrendered a league high 226 hits, most by a Cardinals pitcher since Chris Carpenter allowed 243 in 2011.
- Finished the season with a 54-53 career won-loss record. His record dipped below .500 at 52-53 following a loss vs. MIL (9/21), the first time since July 27, 2014 (3-4) while with Texas.
- Recorded his 50th career win as a member of the Cardinals vs. CIN (10/1). Became the 9th Cardinals pitcher to win 50 games since 2000 and the first since Carlos Martinez and Michael Wacha in 2018.
- Ran off a 16.0-inning scoreless streak (5/20-30), 2nd-longest by a Cardinals pitcher behind Steven Matz (17.0).
- Led the Cardinals with nine wins, marking the first time a Cardinals starting pitcher did not achieve a double-digit win total since 1906 (Fred Beebe 9-9). Matched the lowest total of wins by a Cardinals pitcher to lead a team in a full season.
- Was suspended (Aug. 2-7) by Major League Baseball's Office of the Commissioner for five games after an incident where it was deemed he was intentionally throwing at Chicago's Ian Happ on July 27. Mikolas was ejected from the game hitting Happ by a pitch following an incident in the previous plate appearance when Nico Hoerner's backswing hit catcher Willson Contreras, causing an injury removal of Contreras from the game.
- Was 3-7 (.300) at Busch Stadium, after posting a 20-16 record (.556) in his first five seasons (2018-22) at the ballpark.
- Tied his career-high with a loss in five straight decisions (7/27-8/25).
- Was 1-of-13 qualifying pitchers with a 1.000 fielding percentage.
- Made two relief appearances for the United States in the World Baseball Classic. Posted a 1.50 ERA over 6.0 innings pitched, scattering nine hits with five strikeouts and did not record a decision.

AWARDS & HONORS

National League All-Star

2022: St. Louis (Did not pitch)
2018: St. Louis (Did not attend game)

Darryl Kile Award

2018: St. Louis

**St. Louis BBWAA Bob Bauman
Physical Comeback Award**

2022: St. Louis

**St. Louis BBWAA J.G. Taylor Spink
Baseball Man of the Year**

2018 (w/ Matt Carpenter)

Midwest League Mid-Season All-Star

2010: Fort Wayne (A)

Japanese Central League MVP of the Month

2017: Yomiuri Giants - August
2015: Yomiuri Giants - June

BACKGROUND/PERSONAL

- Graduated from Jupiter (Fla.) High School in 2006.
- Played college baseball at Nova Southeastern University in Fort Lauderdale, Fla.
- Originally selected by the Padres in the 7th round of the June, 2009 First-Year Player Draft after his junior season.
- Mikolas and C/1B Jake Anchia (2019 7th Rd., Mariners) share NSU's highest draft pick notability in program history.
- Earned his undergraduate degree from NSU in Sport and Recreation Management in 2013 after utilizing his off-seasons to complete his degree.
- Inducted into the NSU Department of Athletics 2019 Hall of Fame.
- 2018 Darryl Kile Award recipient, voted on by his teammates.
- 2018 recipient of the Missouri Athletic Club's Sports Personality of the Year award.
- Received the 2022 Bob Bauman "Physical Comeback" Award from the St. Louis BBWAA chapter.
- He and his wife, Lauren, reside in Jupiter, Fla. with their four children: Lillianne (3/20/17), twins Madelyn and Miles (7/16/18), and Rhett (1/6/22).

**PACKY****NAUGHTON****30**

HT: 6-2 WT: 200 B/T: R/L BIRTH DATE: April 16, 1996 ML SERVICE: 2.003

(NAW-tuhn)**FULL NAME:** Patrick Joseph Naughton**BORN:** Boston, Massachusetts**OPENING DAY AGE:** 27 (Turns 28 on April 16)**BECAME A CARDINAL:** Claimed off waivers from the Los Angeles Angels, March 21, 2022**CONTRACT STATUS:** Signed through 2024**MLB DEBUT:** Aug. 8, 2021 at Los Angeles Dodgers**PITCHER (NON-ROSTER)** **COMPLETE RECORD**

Year	Team	W-L	ERA	G	GS	CG	GF	SHO	SV	IP	H	R	ER	HR	HBP	BB	IBB	SO	WP	BK	BA
2017	Billings	3-3	3.15	14	12	0	0	0	0	60	58	24	21	5	1	20	0	63	2	0	.256
2018	Dayton	5-10	4.03	28	28	0	0	0	0	154	168	73	69	12	5	34	0	137	6	1	.280
2019	Chattanooga	6-10	3.66	19	19	0	0	0	0	105.2	109	51	43	8	2	26	2	81	4	0	.266
	Daytona	5-2	2.63	9	9	0	0	0	0	51.1	49	16	15	2	1	9	0	50	3	0	.247
2020																					
2021	Salt Lake	2-2	4.76	13	9	0	0	0	0	56.2	69	30	30	7	0	13	0	53	4	0	.299
	Rocket City	0-0	6.75	1	1	0	0	0	0	4	7	7	3	2	0	1	0	2	0	0	.333
	Los Angeles (AL)	0-4	6.35	7	5	0	0	0	0	22.2	27	18	16	3	1	14	1	12	0	0	.290
2022	Memphis	2-1	2.08	11	0	0	2	0	0	21.2	21	6	5	2	1	5	0	25	0	0	.256
	ST. LOUIS	0-2	4.78	26	3	0	5	0	1	32	39	17	17	3	1	7	1	31	1	0	.295
2023	ST. LOUIS	0-0	0.00	4	0	0	2	0	0	5.0	2	0	0	0	0	1	0	5	0	0	.125
	Memphis#	0-0	---	1	0	0	0	0	0	0.0	0	0	0	0	0	1	0	0	0	0	---
	MINOR TOTALS	23-28	3.69	96	78	0	2	0	0	453.1	481	207	186	38	11	109	2	411	19	1	.272
	ST. LOUIS TOTALS	0-2	4.14	30	3	0	7	0	1	37.0	41	17	17	3	1	8	1	36	1	0	.277
	MAJOR TOTALS	0-6	4.98	37	8	0	7	0	1	59.2	68	35	33	6	2	22	2	48	1	0	.282

Injury rehabilitation assignment

Note: Major League Uniform Numbers Worn: 58 (2021), 70 (2022-23), 30 (2024)**REGULAR SEASON FIELDING RECORD**

Position	PCT	G	PO	A	E	TC	DP
Pitcher	1.000	37	4	8	0	12	0

REGULAR SEASON BATTING RECORD

	AVG	G	AB	R	H	2B	3B	HR	RBI	SH	SF	HBP	BB	IBB	SO	SB	CS	GDP	SLG	OBP	E
MAJOR TOTALS	.000	2	1	0	0	0	0	0	0	0	0	0	0	0	1	0	0	0	.000	.000	0

CAREER TRANSACTIONS

- Selected by the Cincinnati Reds in 9th round (257th overall) of the June, 2017 First-Year Player Draft.
- Acquired by the Los Angeles Angels with a player to be named later (LHP Jose Salvador) from the Cincinnati Reds in exchange for OF Brian Goodwin August 31, 2020.
- Claimed off waivers by the St. Louis Cardinals from the Los Angeles Angels, March 21, 2021.
- On St. Louis injured list (strained left forearm), April 8, 2023-end of season; included injury rehabilitation assignment to Memphis (AAA).



2023 SEASON HIGHS

Most IP: 2.1, 4/2 vs. Toronto
Most Strikeouts: 2, twice. Last: 4/3 vs. Atlanta
Most Walks: 1, 4/7 at Milwaukee
Most Runs Allowed: n/a
Most Earned Runs Allowed: n/a
Most Hits Allowed: 1, twice. Last: 4/5 vs. Atlanta
Most HRs Allowed: n/a
Longest Scoreless Streak: 5.0 IP, 4/2-present
Pitches Thrown: 21, 4/2 vs. Toronto

CAREER HIGHS

Most IP: 5.0, 9/7/21 at San Diego
Most Strikeouts: 5, 9/7/21 at San Diego
Most Walks: 3, twice. Last: 9/28/21 at Texas
Most Runs Allowed: 4, 5x. Last: 8/9/22 at Colorado
Most Earned Runs Allowed: 4, 5x. Last: 8/9/22 at Colorado
Most Hits Allowed: 6, twice. Last: 9/14/21 at Chicago White Sox
Most HRs Allowed: 2, twice. Last: 5/10/22 vs. Baltimore
Longest Scoreless Streak: 7.1 IP, 7/3-24/22
Longest Win Streak: n/a
Longest Losing Streak: 6 games, 9/1/21-present
Last Relief Appearance: 4/7/23 at Milwaukee
Last Start: 6/8/22 at Tampa Bay
Pitches Thrown: 78, 9/21/21 vs. Houston

CAREER NOTES

- Is 0-0 with one save and a 2.55 ERA (35.1 IP/10 ER) in 29 MLB relief appearances.
- Eleven of his 29 career relief appearances have been four outs or more, holding opponents scoreless in eight of those outings.
- Earned first career save 7/7/22 at Atlanta with a scoreless 11th; did not record a save in minors or college.
- Made three spot starts in 2022 (5/10 vs. Baltimore, 5/30 vs. San Diego & 6/8 at Tampa Bay).
- In 2019, finished among Reds minor league leaders in nearly every pitching category and was named Cincinnati's Minor League Pitcher of the Year.
- Was ranked by *Baseball America* among Reds Top 30 prospects in the 2018 (#28) and 2020 (#17) seasons.

2023

- Delivered four consecutive scoreless relief outings to begin the season, appearing in four of the team's first seven games.
- Went on the 15-day Injured List on 4/8 (strained left forearm) and was transferred to the 60-day IL on 5/17.
- Made one rehab appearance with Triple-A Memphis on 6/11 vs. Durham and faced two batters before being removed from the game.
- Underwent surgery on 6/26 to repair the flexor tendon in his left elbow.

BACKGROUND/PERSONAL

- Graduated from Boston Latin School. Founded April 23, 1635, it is the oldest school in America.
- Alumni of the school include five signers of United States Declaration of Independence (Samuel Adams, Benjamin Franklin, John Hancock, William Hooper and Robert Treat Paine).
- Underwent Tommy John surgery during his junior season of high school at Boston Latin.
- Played for Plymouth Pilgrims in 2015 New England Collegiate Baseball League
- Pitched for Harwich Mariners in 2016 Cape Cod League.
- Played collegiately at Virginia Tech.
- Resides in West Roxbury, Mass.

AWARDS & HONORS

Cincinnati Reds Minor League Pitcher of the Year

2019: Daytona (High-A) & Chattanooga (AA)

Cincinnati Reds Minor League Pitcher of the Month

2019: Chattanooga (AA) - August

MiLB.com Organizational All-Star

2019: Cincinnati Reds

Florida State League Mid-Season All-Star

2019: Daytona (High-A)

Midwest League Pitcher of the Week

2018: Dayton (A) - July 9-15

Pioneer League Mid-Season All-Star

2017: Billings (A)

Pioneer League Pitcher of the Week

2017: Billings (A) - July 10-16

2017: Billings (A) - August 28-Sept. 3

CAREER MILESTONES

Major League Debut

August 8, 2021 at Los Angeles Dodgers

First Major League Strikeout

August 27, 2021 vs. San Diego (4th inning, Jake Marisnick, swinging)

First Major League Save

July 7, 2022 at Atlanta

First Major League Start

September 1, 2021 vs. New York Yankees

**LARS****NOOTBAAR****21**

HT: 6-2 WT: 205 B/T: L/R BIRTH DATE: September 8, 1997 ML SERVICE: 2.076

(NUTE-bahr)

FULL NAME: Lars Taylor-Tatsuji Nootbaar

BORN: El Segundo, California

OPENING DAY AGE: 26 (Turns 27 on September 8)

BECAME A CARDINAL: Selected in the 8th round (243rd overall) of the 2018 MLB Draft

CONTRACT STATUS: Signed through 2024

MLB DEBUT: June 22, 2021 at Detroit

OUTFIELDER **COMPLETE RECORD**

Year	Team	AVG	G	AB	R	H	2B	3B	HR	RBI	SH	SF	HBP	BB	IBB	SO	SB	CS	GDP	SLG	OBP	E
2018	State College	.227	56	198	14	45	5	0	2	26	0	1	2	22	1	43	2	2	1	.283	.309	2
2019	Peoria	.245	29	106	17	26	4	1	5	18	0	0	0	16	1	13	2	1	5	.443	.344	1
	Palm Beach	.275	39	142	10	39	3	0	2	17	0	0	0	13	0	20	1	2	3	.338	.335	0
	Springfield	.269	33	93	12	25	2	1	0	3	0	1	0	16	0	22	1	1	1	.312	.373	1
2020																						
DID NOT PLAY -- NO MLB SEASON																						
2021	Memphis	.308	35	117	21	36	2	1	6	19	0	0	2	17	3	25	1	3	0	.496	.404	0
	ST. LOUIS	.239	58	109	15	26	3	1	5	15	1	1	0	13	1	28	2	1	0	.422	.317	2
2022	Memphis	.222	17	63	13	14	4	0	4	14	0	3	1	10	0	19	2	0	1	.476	.325	1
	ST. LOUIS	.228	108	290	53	66	16	3	14	40	0	5	1	51	1	71	4	1	3	.448	.340	2
2023	ST. LOUIS	.261	117	426	74	111	23	1	14	46	1	3	1	72	2	99	11	1	7	.418	.367	2
	Memphis#	.467	4	15	4	7	1	0	2	5	0	0	1	0	2	0	0	0	.933	.500	0	
	Springfield#	.000	1	5	0	0	0	0	0	1	0	0	0	0	0	2	0	0	0	.000	.000	0
MINOR TOTALS		.260	214	739	91	192	21	3	21	103	0	5	5	95	5	146	9	9	11	.382	.346	5
MAJOR TOTALS		.246	283	825	142	203	42	5	33	101	2	9	2	136	4	198	17	3	10	.429	.351	6

Note: Major League Uniform Numbers Worn: 68 (2021), 21 (2022-present)

WILD CARD SERIES RECORD

Year	Team	AVG	G	AB	R	H	2B	3B	HR	RBI	SH	SF	HBP	BB	IBB	SO	SB	CS	GDP	SLG	OBP	E
2021	STL at LAD																					
DID NOT PLAY -- ON POSTSEASON ROSTER																						
2022	STL vs. PHI	.333	2	6	0	2	1	0	0	0	0	0	0	2	0	2	0	0	0	.500	.500	0
W.C. TOTALS		.333	2	6	0	2	1	0	0	0	0	0	0	2	0	2	0	0	0	.500	.500	0

WORLD BASEBALL CLASSIC RECORD

Year	Team	AVG	G	AB	R	H	2B	3B	HR	RBI	SH	SF	HBP	BB	IBB	SO	SB	CS	GDP	SLG	OBP	E
2023	Japan	.269	7	26	7	7	0	0	0	4	0	0	1	6	0	6	2	0	1	.269	.424	0

REGULAR SEASON FIELDING RECORD

Position	PCT	G	PO	A	E	TC	DP
Outfielder	.988	242	492	17	6	515	7

2023 SEASON HIGHS

Most Hits: 4, 5/4 vs. Los Angeles Angels
Most Runs: 4, 5/15 vs. Milwaukee
Most 2Bs: 2, twice. Last: 8/10 at Tampa Bay
Most HRs: 2, 7/28 vs. Chicago Cubs
Most RBI: 3, 9/30 vs. Cincinnati
Most BBs: 3, 6x. Last: 9/15 vs. Philadelphia
Most SBs: 1, 11x. Last: 9/19 vs. Milwaukee
Most HBPs: 1, 8/11 at Kansas City
Longest Hitting Streak: 11 games, 7/3-7/17

CAREER HIGHS

Most Hits: 4, 5/4/23 vs. Los Angeles Angels
Most Runs: 4, 5/15/23 vs. Milwaukee
Most 2Bs: 2, 3x. Last: 8/10/23 at Tampa Bay
Most HRs: 2, twice. Last: 7/28/23 vs. Chicago Cubs
Most RBI: 3, 5x. Last: 9/30/23 vs. Cincinnati
Most BBs: 3, 6x. Last: 9/15/23 vs. Philadelphia
Most SBs: 1, 17x. Last: 9/19/23 vs. Milwaukee
Most HBPs: 1, twice. Last: 8/11/23 at Kansas City
Longest Hitting Streak: 11 games, 7/3-7/17/23
Multi-HR Games: 2, Last: 7/28/23 vs. Chicago Cubs
Pinch-Hit HR: 1. 8/12/21 at Pittsburgh (JT Brubaker)
Lead-Off HR: 5. Last: 7/28/23 vs. Chicago Cubs (H. Wesneski)
Extra Inning HR: 1. 8/31/22 at Cincinnati (Chase Anderson)
Game-Ending HR: n/a

CAREER NOTES

- Member of the 2023 Team Japan World Baseball Classic Gold Medal winning team. Was the first American-born player to appear on Japan's baseball roster in the Classic. His mother, Kumi, is full-blooded Japanese.
- Since 2022, ranks 5th in Major League Baseball in both walk percentage (14.5%) and plate appearances/walk (6.91).
- Has 136 career walks, 7th-most by a Cardinal in their first 283 career games.
- In 2023, led MLB in highest percentage of pitches taken (64.4%) and ranked 3rd in lowest Chase Rate (17.1%), his percentage of pitches swung at outside of the strike zone.
- Hit .357 (75-210) off fastballs in 2023, 2nd-best in MLB to Shohei Ohtani (.374, 82-219) - min. 200 plate appearances.
- Has belted five leadoff home runs, tying Jack Smith, Lonnie Smith, Dexter Fowler, and Tommy Edman for 5th-most in franchise history. Had four leadoff homers in 2023.
- Has thrown out 14 baserunners over the last two seasons, most on the Cardinals and T-18th among MLB outfielders.
- California native crushed National League West opponents at an OPS of 1.376 in 2022, the highest single-season mark in MLB in 2022, the highest single-season in Cardinals history and the 6th-highest season all-time in MLB history (min. 50 plate appearances).
- 2021 Arizona Fall League Rising Star.
- Hit for the cycle at Scottsdale (Oct. 29, 2021) with a double, triple, and game-tying home run in the 9th inning. Recorded an infield single in the 11th inning.
- Spent the 2020 season, limited by the COVID-19 outbreak, working manual labor at an aerospace engineering company, lifting and drilling holes as well as moving heavy equipment for the maintenance of fighter jets. He worked 10-hour shifts beginning at 4:45 a.m.

CAREER MILESTONES

Major League Debut
 June 22, 2021 at Detroit

First Major League Hit
 June 23, 2021 at Detroit
 (3rd inning, triple, off Matt Manning)

First Major League Home Run
 August 12, 2021 at Pittsburgh
 (4th inning, pinch hit, 2-run, off JT Brubaker)

First Major League Stolen Base
 September 19, 2021 vs. San Diego

AWARDS & HONORS

World Baseball Classic Championship
 2023: Japan - Gold Medal

Arizona Fall Rising Stars
 2021: Glendale Desert Dogs

CAREER TRANSACTIONS

- Selected by the St. Louis Cardinals in the eighth round (243rd overall) of the 2018 MLB Draft.
- On St. Louis injured list (left thumb contusion), April 3-14, 2023; included injury rehabilitation assignment to Springfield (AA).
- On St. Louis injured list (lower back contusion), June 2-18, 2023; included injury rehabilitation assignment to Memphis (AAA).
- On St. Louis injured list (lower abdomen contusion), August 18-31, 2023; included injury rehabilitation assignment to Memphis (AAA).



2023

NL Ranks: OBP (.367, 11th), Walks (72, T-17th), Walk Pct. (14.3, T-7th), PA/BB (6.99, 8th), BB/K (0.73, 6th), Groundball/Flyball ratio (1.82, 9th), Groundball pct. (50.0, 8th), Pct. of pitches taken (64.4, 1st*), Pct. swings put in play (44.9, 7th), Pct. swings on first pitch (14.3, 2nd).

- Established single-season highs in games (117), hits (111), extra-base hits (38), walks (72), doubles (23), RBI (46), runs scored (74), stolen bases (11), and total bases (178), and matched his home run total (14) from 2022.
- Led MLB in highest percentage of pitches taken (64.4%) and ranked 3rd in lowest Chase Rate (17.1%), his percentage of pitches swung at outside of the strike zone.
- Missed a total of 42 games on three separate stints on the Injured List due to left thumb (April 3-14), lower back (May 30-June 18), and lower abdomen (Aug. 18-31) injuries.
- Worked at least one walk in 51 games, compiled multiple walks in 15 games (T-10th in NL), and 3+ walks in six games (T-2nd in NL).
- Walked three times in consecutive games (April 15-16), tying the franchise record (19th time).
- Hit .357 (75-210) off fastballs, 2nd-best in MLB to Shohei Ohtani (.374, 82-219) - minimum 200 plate appearances.
- Averaged 410 feet on his 14 home runs, 2nd-longest on the Cardinals to Nolan Gorman (411).
- Reached base safely in 93 of 117 games, including 4+ times in a game on 10 occasions (T-6th in NL).
- Hit 40.8% of balls in play to center field, 3rd-highest in MLB to Brent Rooker (41.0%) and Yandy Diaz (41.1%).
- Batted .277/.362/.454 (75-271) with an .816 OPS in 68 games from the leadoff spot. Led the Cardinals with 17 leadoff hits in the first inning.
- Appeared in 114 games defensively, playing in center field (73 g) right field (34 g), and left field (24 g).
- Smacked four leadoff home runs (T-12th in MLB).
- Tied an MLB record with eight walks in his first three games of the season (Detroit's Robbie Grossman, 2021) while surpassing the Cardinals record of Wally Moon (7 in 1958) & Miller Huggins (1913).
- Compiled multiple hits in three consecutive games twice: May 4-6 and Aug. 9-11.
- Ranked among MLB leaders in July in runs (24, T-1st), games, (26, T-2nd) and walks (18, T-5th). His 24 runs scored were most by a Cardinal since Jim Edmonds (27 in 2004).
- Recorded a .980 OPS in July, reaching base safely in 24-of-26 games, including a career-best 17 in a row from July 1-20 (.269/.364/.418).
- Missed the cycle by a triple on July 22 at the Chicago Cubs. Hit the 10th leadoff HR by a Cardinal at Wrigley Field on the first pitch of the game.
- Went yard twice in a 3-2 loss to the Cubs on July 28 at Busch Stadium. Became the first Cardinal to record a multi-homer effort that included a leadoff blast since Matt Carpenter (3 HR) on July 20, 2018 at Chicago Cubs.
- Became the 2nd Cardinals leadoff hitter in team history to hit 2 HR and drive in all of the team's runs, joining Dexter Fowler on April 19, 2017 vs. Pittsburgh in a 2-1 win.

HIGHEST WALK RATES SINCE 2022

MLB Rank	Walk %	PA/Walk
1. Juan Soto	19.5	5.14
2. Aaron Judge	17.2	5.80
3. Max Muncy	15.3	6.54
4. Kyle Schwarber	15.3	6.55
5. Lars Nootbaar	14.5	6.91

Minimum 850 plate appearances

2023 MLB CHASE RATE LEADERS

MLB Rank	Chase Rate	Team
1. Mookie Betts	16.6	Dodgers
2. Juan Soto	16.6	Padres
3. Lars Nootbaar	17.1	Cardinals

Minimum 400 plate appearances

CAREER LEADOFF HOME RUNS IN CARDINALS HISTORY

Cardinals Rank	HR	Seasons
1. Matt Carpenter	24	2011-21
2. Lou Brock	21	1964-1979
3. Ray Lankford	7	1990-2001, '04
4. Ray Blades	6	1922-28, '30-32
5. Lars Nootbaar	5	2021-present
Tommy Edman	5	2019-present
Jack Smith	5	1915-26
Lonnie Smith	5	1982-85
Dexter Fowler	5	2017-20

MOST WALKS BY A CARDINAL IN THEIR FIRST 283 GAMES

Cardinals Rank	Walks	Seasons
1. Solly Hemus	171	1949-52
2. Tommy Glaviano	170	1949-52
3. Joe Cunningham	145	1954-58
4. J.D. Drew	142	1998-2001
5. Steve Evans	141	1909-10
6. Ray Sanders	137	1942-44
7. Lars Nootbaar	136	2021-23
8. Don Blasingame	135	1955-57
9. José Cruz	129	1970-73
10. Albert Pujols	128	2001-02

BACKGROUND/PERSONAL

- Graduated from El Segundo (Calif.) High School where he was a two-time league Most Valuable Player in football and baseball.
- Led the football team to a 10-0 regular season record and the CIF semi-finals in 2013 as a dual-threat quarterback. Sported a 4.7-40 yard time while passing for 3,000 yards his junior season, and 2,002 yards and 25 touchdowns as a senior.
- Played college baseball at the University of Southern California where he combined to bat .272 with 14 HR and 74 RBI over 141 collegiate games for the Trojans (2016-18).
- Twice knocked in the game-winning run while playing against UCLA in a crosstown rivalry game at the Dodger Stadium College Baseball Classic. First time came on March 5, 2017 where he recorded three RBI, two on a triple, and a third RBI for the 10th inning game-winner in a 4-3 victory. The second came on an 8th inning solo home run on March 11, 2018, to break a 2-2 tie.
- Played for Orleans in the Cape Cod League in 2017, batting .252 with a .457 on-base percentage in 35 games.
- Played for La Crosse in the Northwoods League as a freshman.
- Spent the 2020 season, limited by the COVID-19 outbreak, working manual labor at an aerospace engineering company, lifting and drilling holes as well as moving heavy equipment for the maintenance of fighter jets. He worked 10-hour shifts beginning at 4:45 a.m.
- His brother, Nigel, was the tight end in high school football and also pitched for the USC Trojans (2012-14). Nigel was a 12th round selection of the Baltimore Orioles in 2014, playing two professional seasons in the minors with Aberdeen and Delmarva before finishing his career in Independent Ball with Normal and Lincoln.
- His first name comes from his great-great grandfather on the Dutch side of his family.
- His mother, Kumi, is full-blooded Japanese, in reference to his double middle name Taylor-Tatsuiji.
- Was drafted in 2018 by Scouting Director, Randy Flores, who also played collegiately at USC.
- Signed by Mike Garciaparra.
- Resides in El Segundo, California.





RILEY O'BRIEN

55

HT: 6-4 WT: 180 B/T: R/R BIRTH DATE: February 6, 1995 ML SERVICE: 0.009

FULL NAME: Riley Chun-Young O'Brien

BORN: Seattle, Washington

OPENING DAY AGE: 29

BECAME A CARDINAL: Acquired from the Seattle Mariners in exchange for cash considerations, November 5, 2023

CONTRACT STATUS: Signed through 2024

MLB DEBUT: September 28, 2021 at Chicago White Sox

RIGHT-HANDED PITCHER

COMPLETE RECORD

Year	Team	W-L	ERA	G	GS	CG	GF	SHO	SV	IP	H	R	ER	HR	HBP	BB	IBB	SO	WP	BK	BA	
2017	Princeton	1-0	2.20	11	10	0	0	0	0	41.0	28	10	10	1	4	17	0	40	3	0	.211	
2018	Charlotte	4-3	3.60	10	8	1	0	1	0	40.0	36	18	16	1	0	21	1	37	4	0	.240	
	Bowling Green	4-1	2.05	15	5	0	3	0	0	48.1	23	14	11	3	2	21	0	66	5	0	.143	
2019	Montgomery	5-6	3.93	14	11	1	0	1	0	68.2	56	33	30	4	6	29	0	72	8	0	.215	
	Charlotte	2-0	1.59	6	6	0	0	0	0	34.0	20	8	6	2	1	15	0	35	3	0	.172	
2020	DID NOT PITCH -- ASSIGNED TO REDS ALTERNATE TRAINING SITE																					
2021	Louisville	7-7	4.55	23	22	0	0	0	0	112.2	93	59	57	16	10	55	1	121	7	0	.222	
	Cincinnati	0-1	13.50	1	1	0	0	0	0	1.1	2	2	2	2	0	3	0	2	0	0	.333	
2022	Tacoma	1-3	7.12	32	1	0	4	0	0	36.2	43	36	29	4	5	29	0	43	3	0	.287	
	Louisville	0-0	6.00	1	0	0	0	0	0	3.0	2	2	2	1	0	1	0	4	1	0	.182	
	Seattle	0-0	0.00	1	0	0	1	0	0	1.0	1	0	0	0	0	1	0	1	0	0	.250	
2023	Tacoma	2-5	2.29	51	3	0	26	0	15	55.0	36	19	14	2	5	31	1	86	3	0	.188	
MINOR TOTALS		26-25	3.58	163	66	2	33	2	15	439.1	337	199	175	34	33	219	3	504	37	0	.212	
MAJOR TOTALS		0-1	7.71	2	1	0	1	0	0	2.1	3	2	2	2	0	4	0	3	0	0	.300	

Note: Major League Uniform Numbers Worn: 57 (2021), 61 (2022), 55 (2024)

CAREER NOTES

- Acquired by the Cardinals from the Mariners for cash considerations, November 5, 2023.
- Has played in the Rays, Reds, Mariners and now Cardinals organizations.
- Cardinals legacy as his grandfather, infielder Johnny O'Brien, played in 12 games for St. Louis in 1958 including making a pitching appearance, the first Cardinals position player since Pepper Martin in 1936 to do so.
- Made his Major League debut with the Cincinnati Reds in a start on Sept. 28, 2021 at Chicago (AL). Allowed two runs over 1.1 innings, allowing two solo home runs. Made another MLB appearance with the Seattle Mariners in 2022.
- 2023 Pacific Coast League Post-Season All-Star.
- Began his career as a starting pitcher with 62 games started among his first 80 minor league appearances. Has made 81 relief appearances over the past two seasons.
- Posted a career-high 15 saves in 2023, ranking T-2nd in the Pacific Coast League.
- Led all Mariners minor league pitchers striking out 14.07 batters/9 IP.
- Averaging over a strikeout per inning over his minor league career with 504 over 439.1 innings (10.32 K/9 IP).
- Was assigned to the Reds Alternate Training Site during the 2020 COVID-shortened season.
- Threw a 7.0 inning six-hit shutout at Tennessee, while pitching for Montgomery (AA) on June 21, 2019 in Game 1 of a doubleheader opposing Justin Steele.
- 2018 Midwest League Mid-Season All-Star.
- Two-time Appalachian League Pitcher of the Week in 2017 with Princeton (R).

2023

- 2023 Pacific Coast League Post-Season All-Star.
- Spent his entire season with Tacoma (AAA) making 51 appearances with three spot starts, all in April.
- Posted a career-high 15 saves in 2023, ranking T-2nd in the Pacific Coast League.
- Led all Mariners minor league pitchers with 51 appearances, 14.07 strikeouts/9 IP and 26 games finished.
- Did not allow a run over his final eight appearances of the season (8/31-9/22), allowing just two hits and struck out 19 batters over 8.0 innings, going 5-for-5 in save opportunities.
- Converted each of his last nine save opportunities.
- Had eight appearances of four outs or more. Made a season-high 2.0 innings pitched six times. Threw his most pitches (36) vs. Sacramento (5/31).
- Posted a positive reverse split holding left-handed batters to a .167 (12-72, HR) average.
- Struck out 44.4% of opposing left-handed batters and 45.9% of right-handed batters.

BACKGROUND/PERSONAL

- Originally selected by the Tampa Bay Rays in the eighth round (243rd overall) of the 2017 Major League Baseball First-Year Player Draft.
- Grandson of former Cardinals infielder Johnny O'Brien (1953-59) who played in 12 games for the Redbirds in 1958. Made a pitching appearance, the first by a Cardinals position player since Pepper Martin in 1936. Johnny was also drafted by the Milwaukee Hawks of the NBA and instead chose to play baseball.
- His great uncle Eddie O'Brien (1953, 1955-58) played for the Pittsburgh Pirates as an infielder and also made five pitching appearances.
- Graduated from Shorewood (WA) High School, the same high school which produced two-time Cy Young Award winner, LHP Blake Snell.
- Played college baseball at Everett (WA) Community College and then at the College of Idaho, where he's the only player to appear in a Major League game as an alumni of that baseball program.
- Resides in Shoreline, Washington.

AWARDS & HONORS

Pacific Coast League Post-Season All-Star
2023: Tacoma (AAA)

Midwest League Mid-Season All-Star
2018: Bowling Green (A)

Appalachian League Pitcher of the Week
2017: Princeton (R) - June 25-July 2
2017: Princeton (R) - July 31-Aug. 6

CAREER MILESTONES

Major League Debut
September 28, 2021 at Chicago White Sox

First Major League Strikeout
September 28, 2021 at Chicago White Sox
(1st inning, Eloy Jiménez, swinging)

CAREER HIGHS

Most IP: 1.1, 9/28/21 at Chicago White Sox
Most Strikeouts: 2, 9/28/21 at Chicago White Sox
Most Walks: 3, 9/28/21 at Chicago White Sox
Most Runs Allowed: 2, 9/28/21 at Chicago White Sox
Most ER Allowed: 2, 9/28/21 at Chicago White Sox
Most Hits Allowed: 2, 9/28/21 at Chicago White Sox
Most HRs Allowed: 2, 9/28/21 at Chicago White Sox
Longest Scoreless Streak: 1.0 IP, 5/27/22-present
Pitches Thrown: 42, 9/28/21 at Chicago White Sox

CAREER TRANSACTIONS

- Selected by the Tampa Bay Rays in the eighth round (243rd overall) of the 2017 Major League Baseball Amateur Draft.
- Acquired by the Cincinnati Reds from the Tampa Bay Rays in exchange for LHP Cody Reed, August 28, 2020.
- Traded by the Cincinnati Reds to the Seattle Mariners in exchange for future considerations (INF Luis Chevalier), April 16, 2022.
- Traded by the Seattle Mariners to the St. Louis Cardinals in exchange for cash considerations, November 5, 2023.

**PEDRO
PAGÉS****43**

HT: 6-0 WT: 245 B/T: R/R BIRTH DATE: September 17, 1998 ML SERVICE: 0.000

(pah-HEZ)

FULL NAME: Pedro José Pagés

BORN: Maracay, Venezuela

OPENING DAY AGE: 25 (Turns 26 on September 17)

BECAME A CARDINAL: Selected in the sixth round (185th overall) of the 2019 MLB Draft

CONTRACT STATUS: Signed through 2024

CATCHER **COMPLETE RECORD**

Year	Team	AVG	G	AB	R	H	2B	3B	HR	RBI	SH	SF	HBP	BB	IBB	SO	SB	CS	GDP	SLG	OBP	E
2019	State College	.291	50	179	29	52	17	1	2	21	0	3	4	28	0	39	1	0	5	.430	.393	1
2020	DID NOT PLAY -- ALTERNATE TRAINING SITE ONLY																					
2021	Peoria	.249	80	301	28	75	12	1	9	39	0	2	7	34	0	82	1	2	8	.385	.337	12
2022	Memphis	.222	44	153	16	34	8	0	4	16	0	3	0	14	0	46	0	0	11	.353	.282	1
	Springfield	.232	42	138	22	32	7	0	6	28	0	4	1	24	0	56	1	0	1	.413	.341	3
2023	Springfield	.267	117	424	63	113	23	2	16	72	0	6	8	59	2	96	3	0	18	.443	.362	6
MINOR TOTALS		.256	333	1195	158	306	67	4	37	176	0	18	20	159	2	319	6	2	43	.412	.348	23

CAREER NOTES

- Added to the Cardinals 40-player Major League roster on November 14, 2023.
- 2024 marks his fifth consecutive Major League Spring Training (2020-24). Was previously invited to big league camp every season after being drafted.
- Venezuelan-born catcher is bilingual in English and Spanish.
- Enters the 2024 season rated as the No. 19 prospect and "Best Defensive Catcher" in the Cardinals organization by *Baseball America*.
- Has reached base safely in 264-of-331 (79.8%) professional games with a plate appearance and has a career on-base percentage of .348.
- Has thrown out 32.4% (104 CS/321 SB ATT) of attempted basestealers in his professional career.
- Has not spent a day on the Injured List in his five years of professional baseball (333 games).
- Split the 2022 season between Springfield (AA) and Memphis (AAA), playing 42 games at Double-A before a promotion to Triple-A on June 16. Remained there the rest of the season, playing in 44 games.
- Threw out 30.4% (21 CS/69 SB ATT) of attempted basestealers during the 2022 season.
- Reached base safely in 61-of-84 games (73%) in which he recorded a plate appearance in 2022.
- Played 13 games, starting 12 at catcher, for Salt River in the 2022 Arizona Fall League, posting a .279 batting average with one home run and seven RBI.
- Finished the 2021 season with High-A Peoria ranked second on the team in RBI (39), T2nd in hits (75), T3rd in home runs (9) and third in total bases (116).
- Finished a triple shy of the cycle on 9/4/21 at West Michigan with a season-high four hits to go with three RBI and two runs scored.
- Reported to the Alternate Training Site in Springfield during the COVID-19 shortened season of 2020 but was not recalled to St. Louis and did not travel on the Taxi Squad.
- Ranked among 2019 New York-Penn League leaders in batting (.291, 7th), on-base percentage (.393, 6th), slugging (.430, 9th), OPS (.823, 7th) and doubles (17, T4th).
- In 2019, posted a 23-game on-base streak (8/2-8/31), 3rd-longest in the New York-Penn League, compiling a .404 on-base percentage during the run.

2023

- Received Texas League (AA) Post-Season All-Star honors.
- Finished the season ranked as the No. 27 prospect in the Cardinals minor league system according to *Baseball America*.
- Set career highs in games played (117), hits (113), doubles (23), triples (2), home runs (16), RBI (72), runs scored (63), walks (59), stolen bases (3) and slugging pct. (.443).
- Ranked among Cardinals minor leaguers in sacrifice flies (6, T2nd), RBI (72, 7th), home runs (16, 9th) and hits (113, 10th).
- Tied for the team lead in doubles (23), was T2nd in RBI (72), and 3rd in hits (113), walks (59), extra-base hits (41), total bases (188) and OPS (.805).
- Had a season-high, 10-game hitting streak from 6/3-14, batting .395 (15-38) with three home runs, 13 RBI and nine runs scored in that span.
- Reached base safely in 18 consecutive games from 7/15-8/8, posting a .410 on-base pct. and 1.007 OPS in that stretch.
- Homered in three straight games from 6/3[1]-6/6 as part of a four-game streak of two hits and at least two RBI, going 8-for-16 (.500) with 10 RBI during that span.
- Drove in a career-high five runs on 4/18 vs. Midland, going 3-for-3 with a three-run home run while serving as the designated hitter.
- Had a career-high-tying four hits both on 5/16 at Northwest Arkansas and 9/14 at San Antonio, hitting each of his two triples on the season in those two contests.
- Threw out a career-high 47 base stealers in 123 attempts (38.2%).

AWARDS & HONORS

Texas League Post-Season All-Star
2023: Springfield (AA)

Conference USA Defensive Player of the Year
2019: Florida Atlantic University

Buster Posey National Collegiate Catcher of the Year Award Finalist
2019: Florida Atlantic University
2018: Florida Atlantic University

BACKGROUND/PERSONAL

- Graduated from Gulliver Prep High School in Miami, Fla.
- Named Conference USA Defensive Player of the Year during his junior season at Florida Atlantic University, throwing out 40.0% (17 CS/43 SB ATT) of attempted basestealers and added three pick-offs, making him one of 14 finalists for the Buster Posey National Collegiate Catcher of the Year Award (formerly known as the Johnny Bench Award) in 2019.
- Batted .295 with 14 HR, 98 RBI over 143 career games in a three-year career at FAU. Had a broken hamate injury that ended his 2018 season early.
- Played one season for Hyannis in the 2018 Cape Cod League, batting .260 with 3 HR and 17 RBI in 36 games.
- Venezuelan-born catcher is bilingual in English and Spanish.
- Signed by Mike Dibiase.
- Resides in Miami, Florida.



Catcher Pedro Pagés in the Cardinals Spring Training opener against the Miami Marlins, February 24, 2024 at Roger Dean Chevrolet Stadium.



ANDRE

PALLANTE

53

HT: 6-0 WT: 215 B/T: R/R BIRTH DATE: September 18, 1998 ML SERVICE: 1.166

(pah-LAWN-tay)

FULL NAME: Neil Andre Pallante

BORN: Mission Viejo, California

OPENING DAY AGE: 25 (Turns 26 on September 18)

BECAME A CARDINAL: Selected in the fourth round (125th overall) in the 2019 MLB Draft

CONTRACT STATUS: Signed through 2024

MLB DEBUT: April 10, 2022 vs. Pittsburgh

RIGHT-HANDED PITCHER

COMPLETE RECORD

Year	Team	W-L	ERA	G	GS	CG	GF	SHO	SV	IP	H	R	ER	HR	HBP	BB	IBB	SO	WP	BK	BA
2019	State College	1-0	2.78	11	9	0	0	0	0	35.2	27	11	11	2	2	11	0	38	0	0	.211
2020		DID NOT PITCH -- NO MLB SEASON																			
2021	Memphis	0-0	3.60	2	1	0	0	0	0	5.0	7	2	2	0	0	4	0	4	0	0	.304
	Springfield	4-7	3.82	21	21	0	0	0	0	94.1	102	53	40	8	5	42	0	82	7	0	.273
2022	ST. LOUIS	6-5	3.17	47	10	0	4	0	0	108.0	113	39	38	9	1	40	2	73	4	0	.274
2023	Memphis	0-0	2.79	5	0	0	0	0	0	9.2	5	5	3	0	0	2	0	14	3	0	.143
	ST. LOUIS	4-1	4.76	62	0	0	9	0	0	68.0	76	37	36	6	3	30	0	43	6	1	.286
MINOR TOTALS		5-7	3.48	39	31	0	0	0	0	144.2	141	71	56	10	7	59	0	138	10	0	.252
MAJOR TOTALS		10-6	3.78	109	10	0	13	0	0	176.0	189	76	74	15	4	70	2	116	10	1	.278

Note: Major League Uniforms Worn: 53 (2022-present)

WILD CARD SERIES RECORD

Year	Team	W-L	ERA	G	GS	CG	GF	SHO	SV	IP	H	R	ER	HR	HBP	BB	IBB	SO	WP	BK	BA
2022	STL vs. PHI	0-0	27.00	1	0	0	1	0	0	0.2	2	2	2	0	0	0	0	1	0	0	.500

WORLD BASEBALL CLASSIC RECORD

Year	Team	W-L	ERA	G	GS	CG	GF	SHO	SV	IP	H	R	ER	HR	HBP	BB	IBB	SO	WP	BK	BA
2023	Italy	0-0	4.50	3	0	0	0	0	0	4.0	3	2	2	0	1	6	0	2	0	0	.250

REGULAR SEASON FIELDING RECORD

Position	PCT	G	PO	A	E	TC	DP
Pitcher	1.000	109	23	24	0	47	1

2023 SEASON HIGHS

Most IP: 2.1, 7/29 vs. Chicago Cubs
Most Strikeouts: 3, twice. Last: 6/5 at Texas
Most Walks: 2, 6x. Last: 9/23 at San Diego
Most Runs Allowed: 3, 4x. Last: 8/26 at Philadelphia
Most Earned Runs Allowed: 3, 3x. Last: 8/26 at Philadelphia
Most Hits Allowed: 4, 3x. Last: 9/30 vs. Cincinnati
Most HRs Allowed: 2, 9/11 at Baltimore
Longest Winning Streak: 2 games, twice. Last: 7/26-end of season
Longest Losing Streak: 1 game, 7/3
Longest Scoreless Streak: 7.0 IP, 9/15-9/28

CAREER HIGHS

Most IP (Starter): 8.0, 7/31/22 at Washington
Most IP (Relief): 4.0, 8/5/22 vs. New York Yankees
Most Strikeouts (Starter): 8, 7/31/22 at Washington
Most Strikeouts (Relief): 5, 5/30/22 vs. San Diego
Most Walks (Starter): 4, 6/4/22 at Chicago Cubs [2]
Most Walks (Relief): 3, twice. Last: 8/31/22 at Cincinnati
Most Runs Allowed (Starter): 7, 7/5/22 at Atlanta
Most Runs Allowed (Relief): 4, 9/5/22 vs. Washington
Most Earned Runs Allowed (Starter): 7, 7/5/22 at Atlanta
Most Earned Runs Allowed (Relief): 4, 9/5/22 vs. Washington
Most Hits Allowed (Starter): 10, 7/5/22 at Atlanta
Most Hits Allowed (Relief): 5, 5/30/22 vs. San Diego
Most HRs Allowed: 2, twice. Last: 9/11/23 at Baltimore
Longest Winning Streak: 4 games, 7/15-8/31/22
Longest Losing Streak: 4 games, 6/15-7/5/22
Longest Scoreless Streak: 17.0 IP, 7/26-8/10/22
Last Start: 7/31/22 vs. Washington

CAREER NOTES

- Pitched for Team Italy in the 2023 World Baseball Classic.
- Has seven career wins as a reliever through his first 99 career relief appearances rank T-3rd among Cardinals relievers and are most since Brad Thompson registered seven from 2005-07.
- Has made the Cardinals Opening Day Roster for the last two seasons (2022-23).
- Played the entire 2022 season in St. Louis after arriving at Spring Training as a non-roster invite. Was his first official invite to Major League Spring Training.
- Made Major League debut with 1.0 inning of relief on April 10, 2022 vs. Pittsburgh.
- His first start came in his 18th career appearance, on June 4, 2022 at Chicago Cubs in the second game of a doubleheader. Threw 4.0 innings allowing one run in a no decision the Cardinals rallied to win in extra innings (7-4).
- Pitched over 50.0 innings as a starting pitcher and reliever in 2022, one of two pitchers in MLB to do so (Nick Martinez, SD), the first Cardinals rookie since John Urrea (1977) and first in MLB to do so since 2010 (Hisanori Takahaski, NYM).
- Ranked 4th on the 2022 Cardinals pitching staff in innings pitched (108.0) and ranked 3rd among NL rookies.
- Was the 8th Cardinals rookie to pitch 100 or more innings since 2000 and first to do it in his inaugural season since Joe Kelly in 2012 (107.0).
- Led all Major League rookies in 2022 with 17 groundball double plays induced. Ranked among National League rookies in wins (6, T-3rd) and strikeouts (73, 10th).
- Posted the 3rd-longest scoreless streak by a Cardinals pitcher in 2022 with 17.0 innings from 7/26-8/10, T24th-longest by a National League pitcher and 3rd-longest by a National League rookie.
- Threw 8.0 scoreless IP for a combined 5-0 five-hit shutout with Ryan Helsley for a win in his final start (July 31, 2022 at Washington) before returning to the bullpen.
- 2021 Arizona Fall League All-Star. Ranked 2nd with a 1.29 ERA over 21.0 innings without allowing a home run. Topped out at 99 MPH on stadium speed guns.
- Finished the AFL season on a 15.0-inning consecutive scoreless inning streak over four starts.

CAREER TRANSACTIONS

- Selected by St. Louis in the fourth round (125th overall) of the 2019 MLB Draft.

**CARDINALS RELIEF WINS IN FIRST 99 RELIEF APPEARANCES SINCE 1993**

Rank	Wins	Seasons	
1.	Ryan Helsley	11	2019-22
2.	Seth Maness	8	2013-14
3.	Andre Pallante	7	2022-23
	Génesis Cabrera	7	2019-21
	Seunghwan Oh	7	2016-17
	Brad Thompson	7	2005-07
7.	Tyler Lyons	6	2013-17
	Jason Motte	6	2008-10
	John Frascatore	6	1995-98

CAREER MILESTONES**Major League Debut**

April 10, 2022 vs. Pittsburgh

First Major League Start

June 4, 2022 at Chicago Cubs (Game 2)

First Major League Win

May 30, 2022 vs. San Diego

First Major League StrikeoutApril 15, 2022 at Milwaukee
(8th inning, Christian Yelich, swinging)**AWARDS & HONORS****Arizona Fall League Rising Star**

2021: Glendale Desert Dogs

Double-A Central Pitcher of the Week

2021: Springfield (AA) - Aug. 9-15

New York-Penn League All-Star

2019: State College (SS-A)

2023**NL Ranks:** Inherited runners (43, T-3rd), Inherited Runners Scored (19, 2nd)

- Led all Cardinals pitchers with 62 appearances, while his 68.0 innings pitched paced the Cardinals relief corps (min. nine relief appearances).
- Also led Cardinals relievers with eight groundball double plays induced (T-9th in NL).
- Led the team (T-3rd in NL) with his 43 inherited runners and has 66 over the past two seasons (2022-23) ranking T-12th in MLB.
- Allowed one hit or fewer in 43 appearances, ranking T-2nd with Giovanny Gallegos among Cardinals, trailing only Drew VerHagen (45).
- Ranked 3rd among Cardinals relievers with a 3.15 ERA (12 ER/34.1 IP) at home (min. four appearances).
- Posted a 1.59 ERA (2 ER/11.1 IP) across nine appearances in May to lead all Cardinals (min. two appearances).
- Recorded two outs without recording an official opponent at-bat on June 9 vs. Cincinnati (sac fly, caught stealing), becoming the first Cardinal to do so since Dakota Hudson on Sept. 24, 2018 vs. Milwaukee.
- Compiled a season-high 7.0-inning scoreless streak that covered five outings from Sept. 15-28.

BACKGROUND/PERSONAL

- Graduated from San Clemente (Calif.) High School, the same high school which produced Cardinals 2021 1st round draft pick Michael McGreevy and Braves 2015 1st round draft pick Kolby Allard.
- Played college baseball at the University of California-Irvine, where he was a two-time All-Big West honoree compiling a 26-9 record and 2.59 ERA over 243 innings pitched with 260 strikeouts.
- Recorded back-to-back 10-win seasons in 2018 and 2019.
- Posted the 5th-highest strikeout mark in school history (115) in 2018.
- Posted the 2nd-lowest ERA in UC-Irvine history in 2018 with a 1.60 mark, ranking 6th-lowest in NCAA Division I.
- Named a unanimous All-American and was a finalist for the National Collegiate Baseball Hall of Fame Pitcher of the Year award.
- Traveled with the U.S. Collegiate National Baseball Team after the season.
- Pitched for Chatham in the 2017 Cape Cod League recording marks of 0-1 with a 1.20 ERA and an 0.93 WHIP in 11 relief appearances.
- Signing scout was Eli Tupuola.
- Resides in San Clemente, California



CÉSAR PRIETO

95

HT: 5-9 WT: 195 B/T: L/R BIRTH DATE: May 10, 1999 ML SERVICE: 0.000

(SAY-zar pre-EH-toe)

FULL NAME: César Prieto

BORN: Cienfuegos, Cuba

OPENING DAY AGE: 24 (Turns 25 on May 10)

BECAME A CARDINAL: Acquired from the Baltimore Orioles with LHP Drew Rom and RHP Zack Showalter in exchange for RHP Jack Flaherty, August 1, 2023

CONTRACT STATUS: Signed through 2024

INFIELDER (NON-ROSTER)

COMPLETE RECORD

Year	Team	AVG	G	AB	R	H	2B	3B	HR	RBI	SH	SF	HBP	BB	IBB	SO	SB	CS	GDP	SLG	OBP	E
2017-18	Cienfuegos	.059	15	17	0	1	0	0	0	0	2	0	0	1	0	7	1	1	0	.059	.111	0
2018-19	Villa Clara	.335	45	194	38	65	8	3	1	15	8	1	2	7	1	23	7	2	1	.423	.363	12
	Cienfuegos	.379	44	182	35	69	9	1	5	28	3	0	4	12	2	21	1	1	2	.522	.429	13
2019-20	Cienfuegos	.352	69	273	50	96	13	5	4	42	7	4	9	37	11	23	7	6	4	.480	.440	8
2020-21	Cienfuegos	.403	74	318	78	128	21	7	7	51	4	1	6	31	12	11	8	9	10	.579	.464	8
2022	Bowie	.255	90	368	44	94	22	0	4	37	0	0	6	15	0	58	2	5	9	.348	.296	6
	Aberdeen	.340	25	97	13	33	6	0	7	20	0	1	2	5	0	16	3	1	2	.619	.381	2
2023	Bowie	.364	58	231	33	84	12	1	4	29	0	1	2	15	1	17	5	6	7	.476	.406	6
	Norfolk	.317	27	104	16	33	8	1	2	20	0	2	1	8	0	10	2	1	4	.471	.365	2
	Memphis	.270	38	163	24	44	5	1	4	20	1	1	4	7	0	25	2	0	4	.387	.314	5
CUBAN TOTALS		.365	247	984	201	359	51	16	17	136	24	6	21	88	26	85	24	19	17	.501	.426	41
MINOR TOTALS		.299	238	963	130	288	53	3	21	126	1	5	15	50	1	126	14	13	26	.426	.342	21

CAREER NOTES

- Invited to Major League Spring Training as a non-roster player for the second straight season (2023-24) after attending Orioles Spring Training in Sarasota last spring.
- Enters the 2024 season rated as the Cardinals No. 17 prospect and "Best Hitter for Average" by *Baseball America*.
- Has appeared defensively at third base (94 games), second base (82 games), and shortstop (45 games) over his two-year minor league career.
- Left-handed hitting Cuban infielder sports a .299 batting average in over 1,000 minor league plate appearances since joining affiliated baseball in 2022.
- Over the last two seasons (2022-23), Prieto's 288 overall hits between organizations rank 5th in minor league baseball.
- In 2023, finished 6th in all of Minor League Baseball in hits (161) between the Orioles and Cardinals organizations. Among full season minor leaguers, ranked 6th in lowest strikeout rate (9.6%) and T-12th in batting average (.323).
- Played for the Scottsdale Scorpions in the 2022 Arizona Fall League.
- Defected in May 2021 from Cuba's national team during an Olympic qualifying trip in West Palm Beach, Fla.
- Played four seasons (2017-21) in the Cuban National Series for the Elefantes de Cienfuegos and Azucareros de Villa Clara.
- 2019 Cuban National Series Rookie of the Year after slashing .356/.396/.471 (134-376) in 89 games between Cienfuegos and Villa Clara.
- Established a new single-season record for the most hits (134) by a rookie in the Cuban National Series, surpassing Kendrys Morales (114) in 2001-02.
- Won the Cuban National Series league batting title (.403, 128-318) during the 2020-21 season.
- Walked more times (88) than he struck out (85) in his career in the Cuban National Series.
- Recent Cuban-born former Cardinals include Rangel Ravelo (2019-20), Randy Arozarena (2019), Adolis García (2018), Aledmys Díaz (2016-17), and Brayan Peña (2016).



2023

- Split the season between the Bowie Baysox (AA-Orioles), Norfolk Tides (AAA-Orioles), and Memphis Redbirds (AAA).
- Finished 6th in all of Minor League Baseball in hits (161) between the Orioles and Cardinals organizations.
- Among full season minor leaguers, ranked 6th in lowest strikeout rate (9.6%) and T-12th in batting average (.323).
- Hit safely in 100 of 123 games with 45 multiple-hit efforts.
- Compiled 13 games with 3+ hits, including a trio of four-hit efforts.
- Batted .337 (84-249) in 59 road games.
- Missed the cycle by a double (4-for-5) on May 11 at Harrisburg.
- Hit two grand slams: May 18 vs. Altoona and August 24 at Charlotte.
- Batted .322 (117-363) off right-handed pitching and .326 (44-135) off southpaws.
- Hit .349/.393/.475 (117-335) in 85 games between Bowie and Norfolk in the Orioles organization.
- Began season at Double-A Bowie where he hit .364 .406/.476/ (84-231) with an .882 OPS in 58 games.
- At the time of his promotion to Triple-A Norfolk on June 21, ranked 3rd in Minor League Baseball in hits (84) and 4th in batting average (.364) .
- At the time of being traded on Aug. 1, Prieto was leading all of minor league baseball in hits (117) and ranked 6th in batting average (.349).
- After joining the Cardinals organization, ended his season batting .270 (44-163) in 38 games between second base or third base for Memphis.

BACKGROUND/PERSONAL

- Grew up on a farm in Simpatia in the Cienfuegos Province of Cuba.
- Hit .581/.606/.646 for Cuba at the 2017 U-18 Baseball World Cup in Thunder Bay, Canada.
- Ranked as a top 50 International prospect in 2021 according to *MLB Pipeline*.
- Played four seasons (2017-21) in the Cuban National Series for the Elefantes de Cienfuegos and Azucareros de Villa Clara.
- Named the 2019 Cuban National Series Rookie of the Year after slashing .356/.396/.471 (134-376) in 89 games between Cienfuegos and Villa Clara.
- Established new single-season rookie record for the most hits (134) in the Cuban National Series, surpassing Kendrys Morales (114) in 2001-02.

2023 MINOR LEAGUE HIT LEADERS

MiLB Rank	Hits	Organization(s)
1. Thomas Saggese	170	Rangers/Cardinals
2. Victor Scott II	166	Cardinals
3. Elier Hernández	165	Rangers
4. Ryan Bliss	164	Diamondbacks/Mariners
Connor Norby	164	Orioles
6. César Prieto	161	Orioles/Cardinals

MINOR LEAGUE HIT LEADERS SINCE 2022

MiLB Rank	Hits	Organization(s)
1. Connor Norby	297	Orioles
2. Wynton Bernard	296	Rockies/Blue Jays
3. Thomas Saggese	295	Rangers/Cardinals
4. Blaine Crim	294	Rangers
5. César Prieto	288	Orioles/Cardinals

AWARDS & HONORS

South Atlantic League Player of the Week
2022: Aberdeen (High-A) - April 18-24

Cuban National Series Rookie of the Year
2019: Cienfuegos/Villa Clara

- Won the Cuban National Series league batting title (.403, 128-318) during the 2020-21 season.
- Played for Cuba in the 2019 Pan American Games.
- Defected in May 2021 from Cuba's national team during an Olympic qualifying trip in West Palm Beach, Fla.
- Later settled in Tampa, Fla. and signed with Baltimore at the end of the 2021 International signing cycle.
- At the time of his departure from Cuba, was riding a record-setting 44-game hitting streak in the Cuban National Series, which surpassed previous best of 37-game streak by Rey Isaac from 1994-95.
- Signed by Koby Perez (Orioles)
- Resides in Bradenton, Fla.

CAREER TRANSACTIONS

- Signed by the Baltimore Orioles as an international free agent, January 15, 2022.
- Traded to the St. Louis Cardinals with LHP Drew Rom and RHP Zack Showalter from the Baltimore Orioles in exchange for RHP Jack Flaherty, August 1, 2023.



MAX

RAJCIC

77

HT: 6-0 WT: 240 B/T: R/R BIRTH DATE: August 3, 2001 ML SERVICE: 0.000

(pronounced like "magic")

FULL NAME: Maxwel Scott Rajcic

BORN: Orange, California

OPENING DAY AGE: 22 (Turns 23 on August 3)

BECAME A CARDINAL: Selected in the 6th round (187th overall) of the 2022 MLB Draft

CONTRACT STATUS: Signed through 2024

PITCHER (NON-ROSTER)

COMPLETE RECORD

Year	Team	W-L	ERA	G	GS	CG	GF	SHO	SV	IP	H	R	ER	HR	HBP	BB	IBB	SO	WP	BK	BA
2023	Peoria	3-3	3.08	11	11	0	0	0	0	61.1	57	23	21	2	4	18	0	55	5	1	.251
	Palm Beach	6-3	1.89	12	12	1	0	1	0	62.0	41	14	13	4	4	9	0	68	5	0	.183
MINOR TOTALS		9-6	2.48	23	23	1	0	1	0	123.1	98	37	34	6	8	27	0	123	10	1	.217

CAREER NOTES

- Enters the 2024 season rated as having the "Best Control" in the Cardinals organization by *Baseball America*.
- 2023 Cardinals Minor League Pitcher of the Year, joining Rick Ankiel (1998) and Anthony Reyes (2004) as the only Cardinals minor league pitchers to win the honor in their first professional season.
- In 2023, recorded the 3rd-lowest ERA (2.48) and WHIP (1.01) in Minor League Baseball among qualified full season pitchers.
- Two-time Cardinals Minor League Pitcher of the Month (June 2023 with Palm Beach & August 2023 with Peoria), first Cardinals pitcher to win it twice in his first professional season since Rick Ankiel in 1998
- 2023 Florida State League Pitcher of the Year and Postseason All-Star despite being promoted to Peoria (High-A) on June 26.
- Named Florida State League Pitcher of the Week (May 29-June 4).
- 2023 *Baseball America* Low Class-A All-Star.
- Enters each season with three goals. In 2023, his goals were to pitch 130 innings (threw 123.1), get promoted to Double-A Springfield and win Cardinals Minor League Pitcher of the Year. Achieved 2-of-the-3 in 2023.

AWARDS & HONORS

Cardinals Minor League Pitcher of the Year
2023: Palm Beach (Low-A) & Peoria (High-A)

Florida State League Pitcher of the Year
2023: Palm Beach (Low-A)

Florida State League Post-Season All-Star
2023: Palm Beach (Low-A)

Baseball America Low Class-A All-Star
2023: Palm Beach (Low-A)

Cardinals Minor League Pitcher of the Month
2023: Palm Beach (Low-A) - June
2023: Peoria (High-A) - August

Florida State League Pitcher of the Week
2023: Palm Beach (High-A) - May 29-June 4

MiLB.com Organization All-Star
2023: St. Louis Cardinals



2023

- Entered the season as the No. 18 prospect in the Cardinals organization by *Baseball America* and was 9-6 with a 2.48 ERA over 23 starts between Palm Beach (Low-A) and Peoria (High-A).
- Among Cardinals Minor Leaguers with 25.0+ IP, ranked among leaders in wins (9, T-4th), ERA (2.48, 2nd), strikeouts (123, T-2nd), games started (23, T-3rd), innings pitched (123.1, 7th), opponent batting average (.217, 10th) and WHIP (1.01, 2nd).
- Held his opposition to one run or fewer in 8-of-12 starts at Palm Beach and had five scoreless starts pitching more than 5.0 innings in each.
- Was promoted to Peoria after posting a 6-3 mark with a 1.89 ERA in 12 starts at Palm Beach, tied for the most wins by all Single-A pitchers and led all with an 0.81 WHIP.
- Carried a no-hitter through 6.0 innings in his first start at Peoria vs. Cedar Rapids (6/30) following his promotion on June 26.
- Named Florida State League Pitcher of the Year, Florida State League Postseason All-Star and Pitcher of the Week (5/29-6/4).
- Cardinals Minor League Pitcher of the Month for June in Palm Beach, sharing the honors with Tink Hence and earning the award outright in August with Peoria.
- Baseball America Low Class-A All-Star.
- Did not walk a batter in eight starts and issued only one free pass in 14-of-23 starts. Season-high walk total was three (three times).
- Did not allow a home run to a total of 123 right-handed batters faced while in Peoria, and only five doubles.
- Allowed only three extra base hits with runners in scoring position (2 doubles, home run) of 119 total batters faced in those situations.
- Ran off a season-high 14.0 inning scoreless streak twice during the season (4/14-26 & 7/28-8/10).
- Threw his lone complete game/shutout in a 5.0-inning weather-shortened game vs. St. Lucie (6/16) in a Cardinals 1-0 win.
- Struck out a season-high eight batters at Daytona (6/23) and threw a season-high 7.0 innings at Beloit (8/10).
- Did not surpass 100 pitches in any start topping out at 99 at Beloit (8/10).

BACKGROUND/PERSONAL

- Played college baseball at UCLA where he was a two-time All-PAC 12 selection.
- Was converted from the Bruins closer to starter over one season and became the Friday Night starter.
- Was the opposing pitcher of Cardinals 2022 First Round Draft Pick Cooper Hjerpe's (Oregon State) two losses during the 2022.
- Struck out a career-high 14 batters over 8.0 innings vs. Washington State.
- 2021 First Team Freshman All-American by Collegiate Baseball and D1Baseball.com, posting a 2-1 mark with a 1.65 ERA and seven saves, tying the Bruins freshman saves record.
- Played for the Orleans Firebirds in the 2021 Cape Cod League season.
- Was on the USA Baseball 18U Team for the 2019 World Cup helping the squad to a silver medal finish in South Korea. Was teammates of current Major Leaguers Pete Crow-Armstrong (Cubs) and Kyle Harrison (Giants)
- 2019 Perfect Game All-American.
- Starting pitcher for the 2019 High School All-Star Game at Progressive Field in Cleveland.
- Played in the 2019 Under Armour Classic at Wrigley Field.
- 2019 Orange County Register Pitcher of the Year for Orange Lutheran High School.
- Has a brother, Mitchell, who plays in a garage band.
- Resides in Fullerton, California.



NICK

RAPOSO

78

HT: 5-10 WT: 210 B/T: R/R BIRTH DATE: June 3, 1998 ML SERVICE: 0.000

(ra-POH-so)

FULL NAME: Nicholas Louis Raposo

BORN: Providence, Rhode Island

OPENING DAY AGE: 25 (Turns 26 on June 3)

BECAME A CARDINAL: Signed as a non-drafted minor league free agent, June 15, 2020

CONTRACT STATUS: Signed through 2024

CATCHER (NON-ROSTER)

COMPLETE RECORD

Year	Team	AVG	G	AB	R	H	2B	3B	HR	RBI	SH	SF	HBP	BB	IBB	SO	SB	CS	GDP	SLG	OBP	E
2021	Springfield	.267	42	116	19	31	4	2	1	12	1	1	2	17	0	27	1	0	1	.362	.368	5
2022	Springfield	.270	59	204	36	55	18	0	7	34	0	1	1	23	0	55	1	1	3	.461	.345	0
2023	Springfield	.260	13	50	8	13	3	1	1	5	0	0	0	4	0	9	0	0	1	.420	.315	3
	Memphis	.232	27	95	14	22	4	0	3	8	0	0	1	12	0	16	0	0	4	.368	.324	2
MINOR TOTALS		.260	141	465	77	121	29	3	12	59	1	2	4	56	0	107	2	1	9	.413	.343	10

CAREER NOTES

- Invited to Major League Spring Training for the second consecutive season (2023-24).
- Signed as a non-drafted free agent following a four-year collegiate career at Wheaton College in Norton, Mass.
- Began his career at Double-A Springfield in 2021 and has appeared at that level all three seasons.
- Did not commit an error in 358 total chances at catcher in 2022.
- Has thrown out 26.3% (21 CS/80 SB ATT) of attempted stolen bases in his professional career.
- Posted a career-high 5 RBI vs. Tulsa (8/8/21), going 2-for-5 with a triple and a home run.
- Made one appearance on the mound and pitched 1.1 scoreless innings of relief with a strikeout and a walk to close out a 17-1 loss vs. San Antonio (6/5/21). Also doubled for the Cardinals, their only extra-base hit that game.

2023

- Split the season between Springfield (AA) and Memphis (AAA), appearing in 40 games between affiliates.
- Caught 286.2 innings in 33 games behind the plate, and threw out 35.4% (11 CS/31 SB ATT) of attempted base stealers.
- Reached base safely in 28 of 40 games.
- Promoted to Memphis on May 9.
- Batted .350 (7-20) in five games in July.

BACKGROUND/PERSONAL

- Played high school baseball at Johnston (RI) Senior High School where he earned four varsity letters. Was named Rhode Island First Team All-State as a senior.
- Played college baseball four years at Wheaton College in Norton, Mass. and made it to the Division III College World Series as a freshman in 2017, batting 3-for-8 in the series.
- Finished his college career batting .366 with nine home runs and 117 RBI over 131 games.
- Batted .434 as a sophomore at Wheaton and ranked 10th in the nation with 19 doubles.
- Named All-New England All-Region First Team as announced by D3Baseball.com in 2018-19 and was Second Team All-American in 2018.
- Played baseball for three seasons in the summer with teams in the New England Collegiate Baseball League (New Port 2017, Ocean State 2017 & Martha's Vinyard 2018-19).
- Resides in Johnston, Rhode Island.

**ALFONSO
RIVAS III****22**

HT: 5-11 WT: 200 B/T: L/L BIRTH DATE: September 13, 1996 ML SERVICE: 1.096

(REE-vahs)

FULL NAME: Alfonso Rivas III

BORN: Chula Vista, California

OPENING DAY AGE: 27 (Turns 28 on September 13)

BECAME A CARDINAL: Claimed off waivers from the Los Angeles Angels., January 29, 2024

CONTRACT STATUS: Signed through 2024

MLB DEBUT: August 29, 2021 at Chicago White Sox

FIRST BASEMAN/OUTFIELDER **COMPLETE RECORD**

Year	Team	AVG	G	AB	R	H	2B	3B	HR	RBI	SH	SF	HBP	BB	IBB	SO	SB	CS	GDP	SLG	OBP	E
2018	Vermont	.285	61	214	33	61	16	1	1	28	0	2	5	36	0	44	7	4	1	.383	.397	4
2019	Las Vegas	.406	8	32	2	13	2	1	1	5	0	0	0	2	0	7	0	0	0	.625	.441	0
	Stockton	.283	114	431	60	122	24	3	8	55	0	5	7	66	3	113	2	2	8	.408	.383	4
2020	DID NOT PLAY -- NO MiLB SEASON																					
2021	Iowa	.284	58	197	22	56	13	0	4	32	0	0	5	35	1	49	0	1	9	.411	.405	1
	Chicago (NL)	.318	18	44	7	14	1	0	1	3	0	0	1	4	0	16	0	0	1	.409	.388	1
2022	Iowa	.298	26	94	15	28	6	1	1	10	0	1	1	10	0	28	0	0	1	.415	.368	1
	Chicago (NL)	.235	101	251	27	59	5	2	3	25	1	2	4	29	1	87	6	1	1	.307	.322	1
2023	El Paso	.332	58	208	54	69	19	3	9	40	0	1	2	49	0	50	8	0	4	.582	.462	5
	San Diego	.200	8	15	2	3	2	0	0	1	0	0	0	2	0	7	0	0	0	.333	.294	0
	Pittsburgh	.234	40	94	6	22	8	1	3	14	1	1	3	7	0	29	1	0	1	.436	.305	1
MINOR TOTALS		.297	325	1176	186	349	80	9	24	170	0	9	20	198	4	291	17	7	23	.441	.404	15
MAJOR TOTALS		.243	167	404	42	98	16	3	7	43	2	3	8	42	1	139	7	1	3	.349	.324	3

Note: Major League Uniform Numbers Worn: 67 (2021-22), 36 (2022), 30 (2023), 6 (2023), 22 (2024)

REGULAR SEASON FIELDING RECORD

Position	PCT	G	PO	A	E	TC	DP
First Base	.998	144	888	63	2	953	92
Outfielder	.933	14	14	0	1	15	0

CAREER TRANSACTIONS

- Selected by the Oakland Athletics in the fourth round (113th overall) of the June, 2018 First-Year Player Draft.
- Acquired by the Chicago Cubs from the Oakland Athletics in exchange for OF Tony Kemp, January 13, 2020.
- On Chicago Cubs Injured List (right middle finger tendon injury) September 20, 2021 to end of the season.
- Signed by the San Diego Padres as a minor league free agent, January 11, 2023.
- Acquired by the Pittsburgh Pirates along with LHP Jackson Wolf and minor league OF Estuar Suero from the San Diego Padres in exchange for INF Ji-Man Choi and LHP Rich Hill, August 1, 2023.
- Claimed off waivers by the Cleveland Guardians from the Pittsburgh Pirates, November 2, 2023.
- Claimed off waivers by the Los Angeles Angels from the Cleveland Guardians, December 22, 2023.
- Claimed off waivers by the St. Louis Cardinals from Los Angeles Angels., January 29, 2024.



2023 SEASON HIGHS

Most Hits: 3, twice. Last: 9/23 at Cincinnati
Most Runs: 1, 8x. Last: 9/23 at Cincinnati
Most 2Bs: 2, 8/28 at Kansas City
Most HRs: 1, 3x. Last: 9/14 vs. Washington
Most RBI: 5, 9/23 at Cincinnati
Most BBs: 2, 8/14 at New York Mets
Longest Hitting Streak: 2 games, 4x. Last: 9/23-28

CAREER HIGHS

Most Hits: 3, 3x. Last: 9/23/23 at Cincinnati
Most Runs: 2, 3x. Last: 7/22/22 at Philadelphia
Most 2Bs: 2, 8/28/23 at Kansas City
Most HRs: 1, 7x. Last: 9/14/23 vs. Washington
Most RBI: 5, 3x. Last: 9/23/23 at Cincinnati
Most BBs: 2, 4x. Last: 8/14/23 at New York Mets
Longest Hitting Streak: 9 games, 9/12/21-4/15/22

CAREER NOTES

- Was claimed off waivers by the Cardinals on January 29, 2024. It marked the third time he was a successful waiver claim during the 2023-24 off-season with claims by Cleveland (11/2/23) and Los Angeles-AL (12/22/23) prior.
- Originally drafted by the Oakland Athletics in the 4th round out of the University of Arizona in 2018.
- Made his Major League debut with the Chicago Cubs against the Chicago White Sox on August 29, 2021. Singled in his first career plate appearance off Dylan Cease.
- Hit his first Major League home run off current teammate RHP Kyle Gibson on Sept. 14, 2021 at Citizens Bank Park in Philadelphia.
- Made his first Opening Day roster in 2022 with the Cubs and played a career-high 101 games. Committed just one error in 642 total chances at first base, second in MLB fielding percentage at first base (.998) only to current teammate Paul Goldschmidt (.999) of those with a minimum of 600 total chances.
- Is one of 39 players in Major League history to record three games with 5 or more RBI in his first 165 career games (4/23/22 vs. PIT; 6/22/22 at PIT; 9/23/23 at CIN). Is the most recent player to accomplish the feat since Adolis Garcia in 2021.
- Is a career .567 (17-30) batter on the first pitch, highest BA of any player in MLB from 2021-23 (min. 30 AB).
- Finished the 2021 season on a seven-game hitting streak (9/12-19) as part of a career-high nine game streak two games into the 2022 season. Streak ended in 2021 on the Injured List with a right middle finger tendon injury
- Played for Mesa in the 2019 Arizona Fall League where he was teammates with current Cardinals INF Jared Young.
- 2019 California League Mid-Season All-Star.

2023

- Signed with the Padres as a minor league free agent and was assigned to El Paso (AAA) to begin the season.
- Made his first Major League appearance with San Diego on June 3, against his former club the Cubs.
- Was traded to the Pirates in a five-player deal on August 1 along with RHP Jackson Wolf and minor league OF Estuar Suero in exchange for LHP Rich Hill and INF Ji-Man Choi.
- Collected a season-high 5 RBI (3-for-5, double), matching his career-high for the 3rd time in his career. Helped the Pirates rally to a 13-12 comeback win at CIN (9/23), after trailing 9-0 after three innings.
- Was one of 10 players to record five or more RBI without hitting a home run in a game in 2023.
- Finished the season batting .348 (8-23, HR, 7 RBI) over his final eight games with a .957 OPS.

CAREER MILESTONES

Major League Debut

August 29, 2021 at Chicago (AL)

First Major League Hit

August 29, 2021 at Chicago (AL)
(3rd inning, single, off Dylan Cease)

First Major League Home Run

September 14, 2021 at Philadelphia
(5th inning, solo, off Kyle Gibson)

AWARDS & HONORS

California League Mid-Season All-Star
2019: Stockton (A)

CAREER BATTING AVERAGE ON THE FIRST PITCH 2021-23 (MIN. 30 AT-BATS)

MLB Rank	H-AB	BA
1. Alfonso Rivas	17-30	.567
2. Wilmer Difo	17-32	.531
3. Edouard Julien	21-42	.500
Justin Upton	19-38	.500
5. Alan Trejo	19-39	.487
6. Vaughn Grissom	16-33	.485

BACKGROUND/PERSONAL

- Originally selected by the Oakland Athletics in the 4th round of the 2018 Major League Baseball Draft.
- Graduated from La Jolla Country Day, the same high school which produced Cardinals infielder Tommy Edman. Was a two-time All-CIF First Team selection and a two-time All-Coastal League First Team selection.
- Played college baseball at the University of Arizona and was on the Wildcats 2016 College World Series squad as a freshman, finished runner-up to Coastal Carolina.
- Was teammates with current Major Leaguers Bobby Dalbec, Cesar Salazar & Kevin Ginkel on the 2016 Wildcats.
- Batted .323 with 15 HR and 141 RBI over his three-year career at Arizona. Was a First Team All-Pac 12 selection as a sophomore in 2017 and Second Team selection in 2018.
- Played for Yarmouth-Dennis in the Cape Cod League during the 2017 summer. Was teammates with Kyle Isbel, Nico Hoerner and Kris Bubic on the Y-D Red Sox.
- His sister, Sandra, played soccer as a goalkeeper at San Diego Christian College.
- Resides in Austin, Texas.



JEREMY RIVAS

71

HT: 6-0 WT: 200 B/T: R/R BIRTH DATE: March 4, 2003 ML SERVICE: 0.000

(REE-vahs)
FULL NAME: Jeremy Alejandro Rivas

BORN: Valencia, Venezuela

OPENING DAY AGE: 21

BECAME A CARDINAL: Signed as an International free-agent, July 2, 2019

CONTRACT STATUS: Signed through 2024

INFIELDER (NON-ROSTER)

COMPLETE RECORD

Year	Team	AVG	G	AB	R	H	2B	3B	HR	RBI	SH	SF	HBP	BB	IBB	SO	SB	CS	GDP	SLG	OBP	E
2021	FCL Cardinals	.271	48	177	22	48	7	1	0	16	0	2	6	15	0	32	6	5	2	.322	.345	13
2022	Palm Beach	.245	*117	425	47	104	16	1	2	37	1	4	4	37	0	104	8	6	7	.301	.309	13
2023	Peoria	.209	115	397	45	83	18	0	3	39	2	5	4	45	0	101	22	5	5	.277	.293	19
MINOR TOTALS		.235	280	999	114	235	41	2	5	92	3	11	14	97	0	237	36	16	14	.295	.309	45

* Led League

CAREER NOTES

- Rated as the "Best Defensive Infielder" in the Cardinals organization by *Baseball America* in 2023.
- Has played shortstop 272 of his 280 career games with nine appearances at second base (one in 2021 with the FCL Cardinals and eight in 2023 with High-A Peoria).
- Participating in Major League Spring Training for the third time in his career, appearing in three games in 2022 and 19 games in 2023.
- Led the 2022 Florida State League in games played (117) with Single-A Palm Beach, 3rd-most at any level by a Cardinals minor leaguer behind Luken Baker (124, AAA Memphis) and Jordan Walker (119, AA-Springfield).
- Ranked among 2022 FSL leaders in at-bats (425, 3rd), hits (104, T4th) and sacrifice flies (4, T5th).
- Led Palm Beach in runs scored (47), hits (104), doubles (16) and RBI (37) in 2022.
- Ran off a career-high, 10-game hitting streak from July 14-28, 2022, batting .333 (14-42) during that stretch.
- Led his team in games played in both of his first two professional seasons, playing in 48 games for the FCL Cardinals in 2021 and 117 contests for Palm Beach in 2022.
- Started both games of Palm Beach's best-of-three postseason series vs. St. Lucie, going 1-for-8.

2023

- Spent the entire season at High-A Peoria and set career highs in doubles (18), home runs (3), RBI (39), walks (45), stolen bases (22), sacrifice hits (2) and sacrifice flies (5).
- Ranked eighth among Cardinals minor leaguers with 22 stolen bases.
- Drew a career-high three walks on 4/28 at South Bend, going 1-for-2 with an RBI, two runs scored and two stolen bases.
- Notched three consecutive multi-hit games from 5/16-18 when he went a combined 7-for-12 (.583) with three doubles, four RBI, four runs scored, a stolen base, a .615 on-base pct. and 1.448 OPS.
- Went 1-for-5 with a walk in two games of Peoria's best-of-three postseason series vs. Cedar Rapids.
- Played for the Scottsdale Scorpions in the Arizona Fall League, going 17-for-74 (.230) with a double, triple, home run, seven RBI, 13 runs scored and three stolen bases across 21 games.

BACKGROUND/PERSONAL

- Played for Venezuela in the 2017 Pan-America Baseball Confederation (COPABE) U-14 Pan American Championship in Mexico.
- Born in Valencia, the same city that produced Félix Hernández, César Hernández, Edward Mujica, David Peralta, and Salvador Perez.
- Resides in Valencia, Venezuela.



SEM

ROBERSE

61

HT: 6-1 WT: 195 B/T: R/R BIRTH DATE: October 12, 2001 ML SERVICE: 0.000

(sehm ROBBER-sa)

FULL NAME: Sem Robberse

BORN: Zeist, Netherlands

OPENING DAY AGE: 22

BECAME A CARDINAL: Acquired from the Toronto Blue Jays with RHP Adam Kloffenstein in exchange for RHP Jordan Hicks, July 30, 2023

CONTRACT STATUS: Signed through 2024

RIGHT-HANDED PITCHER

COMPLETE RECORD

Year	Team	W-L	ERA	G	GS	CG	GF	SHO	SV	IP	H	R	ER	HR	HBP	BB	IBB	SO	WP	BK	BA
2018	HCAW (Dutch)	1-3	1.80	6	3	0	---	0	0	20.0	22	7	4	0	1	7	---	12	3	1	---
2019	Amersfoort (Dutch)	6-3	1.83	9	9	2	---	1	0	64.0	50	24	13	0	4	9	---	62	5	0	---
	GCL Blue Jays	2-0	0.87	5	3	0	0	0	0	10.1	11	1	1	0	1	0	0	9	0	0	.275
2020										DID NOT PLAY -- NO MLB SEASON											
2021	Vancouver	0-3	5.23	7	7	0	0	0	0	31.0	39	29	18	3	1	18	0	29	3	0	.305
	Dunedin	5-4	3.90	14	12	0	0	0	0	57.2	46	28	25	4	0	20	0	61	3	0	.214
2022	New Hampshire	0-3	3.65	5	5	0	0	0	0	24.2	19	15	10	4	2	10	0	19	0	0	.211
	Vancouver	4-4	3.12	17	17	0	0	0	0	86.2	76	41	30	7	3	24	0	78	10	1	.231
2023	New Hampshire	3-5	4.06	18	18	0	0	0	0	88.2	71	42	40	14	3	33	0	86	3	0	.232
	Memphis	2-1	4.84	8	7	0	0	0	0	35.1	39	21	19	6	3	24	0	44	1	1	.279
	DUTCH TOTALS	7-6	1.82	15	12	2	---	1	0	84.0	72	31	17	0	5	16	---	74	8	1	---
	MINOR TOTALS	16-20	3.85	74	69	0	0	0	0	334.1	301	177	143	38	13	129	0	326	20	2	.236

CAREER NOTES

- Born in Zeist, Netherlands, the same hometown as Hall of Fame pitcher Bert Blyleven.
- Was acquired at the 2023 MLB Trade Deadline with RHP Adam Kloffenstein from the Blue Jays in exchange for RHP Jordan Hicks.
- Enters the 2024 season rated at the Cardinals No. 11 prospect by *Baseball America*.
- Attended 2023 Major League Spring Training with the Blue Jays.
- With his first appearance for St. Louis, would become the 3rd player in Cardinals history born in the Netherlands, joining catcher John Otten (26 games in 1895) and second baseman John Houseman (80 games in 1897).
- Pitched for the American League in the 2023 SiriusXM All-Star Futures Game, allowing two runs on two hits with a strikeout in 0.2 IP. Was the only player representing Europe in the game.
- Began his professional career as a 16-year old in the Dutch Major League (Honkbal Hoofdklasse), pitching for HCAW in 2018 and then Amersfoort in 2019. Combined for a 7-6 record and 1.82 over 84.0 innings with 74 strikeouts.

AWARDS & HONORS

SiriusXM All-Star Futures Game
2023: American League

Northwest League Pitcher of the Week
2022: Vancouver (A) - May 23-29

- Ranked 5th among Dutch Major League leaders in ERA (1.83) as a 17-year old with Amersfoort among those with 60.0+ innings pitched in 2019. Finished 10th in strikeouts (62) and had the 2nd-most complete games (2). His 0.92 WHIP ranked 2nd among pitchers with 60.0 or more innings.
- Originally signed by the Blue Jays on June 24, 2019, as an international free agent, then sent to the Gulf Coast League (R) affiliate where he went 2-0 with a 0.87 ERA.
- Has pitched a career-high 7.0 innings three times with his most recent outing on May 24, 2022 vs. Hillsboro while with Vancouver (A).
- Struck out a career-high nine twice with his most recent mark at Norfolk on Sept. 15, 2023, also establishing a career-high with 103 pitches.



CAREER TRANSACTIONS

- Signed by the Toronto Blue Jays as an international free agent, June 24, 2019.
- Acquired by the St. Louis Cardinals with RHP Adam Kloffenstein from the Toronto Blue Jays in exchange for RHP Jordan Hicks, July 30, 2023.

2023

- Began the season in New Hampshire (AA) and made 18 starts before being traded to the Cardinals on July 30. Ranked 10th among all Double-A pitchers with a 1.17 WHIP at the time of the transaction.
- Was sent to Memphis (AAA) where he finished the season making seven starts and eight overall appearances.
- Pitched in relief, throwing 6.0 innings allowing one run in his final appearance of the season vs. Charlotte (9/20). Was his first relief appearance in a minor league regular season game since July 1, 2021.
- Pitched for the American League in the Sirius XM Futures Game at T-Mobile Park in Seattle. Allowed two runs on two hits with a strikeout facing three batters in his appearance.
- Struck out eight or more batters six times including his final three games with the Redbirds with a season-high nine at Norfolk (9/15) matching his career-high from 2022 vs. Harrisburg (9/17/22).
- His 25 strikeouts in three starts in September 2023 while with Memphis was his second highest monthly total, behind only May 2023 when he fanned 29 over five starts with New Hampshire.
- Held his opposition to one run or fewer in 12 appearances with four scoreless outings.

BACKGROUND/PERSONAL

- Originally signed by the Blue Jays as an international free agent on June 24, 2019, following his second professional season in the Dutch Major Leagues.
- Born in Zeist, Netherlands, the same hometown as Hall of Fame pitcher Bert Blyleven.
- Was raised in nearby Woudenberg, Netherlands.
- Five previous pitchers born in the Netherlands have pitched in Major League Baseball, the most notable in Hall of Famer Bert Blyleven for 22 years with the Twins, Rangers, Pirates, Indians and Angels, who shares the same birthplace as Robberse in Zeist.
- Was the only player born in Europe to pitch in the 2023 Sirius XM All-Star Futures Game in Seattle.
- His father, Raymond, also played baseball in the Netherlands. He was part of a pre-selection process for the under-20 national team before a knee injury from a pedal bike accident when he was 20 ended his baseball playing days.
- Regularly watched day games on MLB.TV with 1 p.m. local start times at 7 p.m. in the Netherlands.
- Tuned in to World Series games with his father and brother in the middle of the night, which regularly ended at 4 or 5 a.m. for them.
- In high school, joined a baseball academy separate from the school he attended, which meant 90-minute trips to school, an hour's worth of travel to practice, and 2.5-hour trips back home.
- Signing scout was Andrew Tinnish (Blue Jays).
- Resides in Clearwater, Florida.

MLB PITCHERS BORN IN THE NETHERLANDS

Pitcher	Birthplace (City, Provinces)	Games	Seasons
Bert Blyleven <i>Minnesota Twins, Texas Rangers, Pittsburgh Pirates, Cleveland Indians, California Angels</i>	Zeist, Utrecht	692	1970-92
Rick van den Hurk <i>Florida Marlins, Baltimore Orioles, Pittsburgh Pirates</i>	Eindhoven, North Brabant	50	2007-12
Rynie Wolters <i>New York Mutuals*, Cleveland Forest Citys*, Eilzabeth Resolutes*</i>	Nieuweschans, Groningen	45	1871-73
Win Remmerwaal <i>Boston Red Sox</i>	The Hague, South Holland	22	1979-80
Bill Lelivelt <i>Detroit Tigers</i>	Amsterdam, North Holland	2	1909-10

* National Association Teams

**NICK****ROBERTSON****29**

HT: 6-5 WT: 235 B/T: R/R BIRTH DATE: July 16, 1998 ML SERVICE: 0.063

FULL NAME: Nicholas Parker Robertson**BORN:** Roanoke, Virginia**OPENING DAY AGE:** 25 (Turns 26 on July 16)**BECAME A CARDINAL:** Acquired from the Boston Red Sox with RHP Victor Santos in exchange for OF Tyler O'Neill, December 8, 2023**CONTRACT STATUS:** Signed through 2024**MLB DEBUT:** June 7, 2023 at Cincinnati**RIGHT-HANDED PITCHER** **COMPLETE RECORD**

Year	Team	W-L	ERA	G	GS	CG	GF	SHD	SV	IP	H	R	ER	HR	HBP	BB	IBB	SO	WP	BK	BA
2019	Ogden	0-0	2.45	11	0	0	5	0	1	11.0	7	3	3	0	0	1	0	16	2	0	.179
	AZL Dodgers L'sda	0-0	0.00	5	0	0	1	0	0	5.1	2	1	0	0	1	0	0	7	0	0	.105
2020										DID NOT PITCH - NO MiLB SEASON											
2021	Tulsa	2-4	3.53	39	1	0	15	0	4	58.2	55	28	23	5	2	17	0	63	2	0	.248
2022	Oklahoma City	0-0	2.31	9	0	0	3	0	2	11.2	10	4	3	0	0	3	0	15	0	0	.222
	Tulsa	1-3	4.88	44	2	0	12	0	7	55.1	52	33	30	7	5	27	2	72	8	0	.244
2023	Oklahoma City	2-0	2.54	27	0	0	15	0	7	28.1	19	10	8	2	0	9	0	42	4	0	.184
	Worcester	2-1	4.40	15	0	0	9	0	2	14.1	14	9	7	3	1	4	0	16	2	0	.241
	Los Angeles (NL)	0-1	6.10	9	0	0	2	0	0	10.1	17	10	7	1	0	4	0	13	0	0	.370
	Boston	0-0	6.00	9	1	0	4	0	0	12.0	13	9	8	2	0	5	2	13	0	0	.265
	MINOR TOTALS	7-8	3.61	150	3	0	60	0	23	184.2	159	88	74	17	9	61	2	231	18	0	.227
	MAJOR TOTALS	0-1	6.04	18	1	0	6	0	0	22.1	30	19	15	3	0	9	2	26	0	0	.316

Note: Major League Uniform Numbers Worn: 75 (2023), 73 (2023), 29 (2024)**CAREER NOTES**

- Acquired by the St. Louis Cardinals along with minor league RHP Victor Santos in exchange for OF Tyler O'Neill on December 8, 2023.
- Was originally drafted by the Los Angeles Dodgers in the 7th Round of the 2019 draft out of James Madison University.
- Traded to the Boston Red Sox for OF Enrique "Kike" Hernandez at the 2023 MLB Trade deadline.
- Made his Major League debut at Great American Ballpark on June 7, 2023 at CIN and fired 2.0 scoreless innings with three strikeouts, including his first victim (Elly De La Cruz) looking.
- Appeared in 18 games in his first Major League season, nine each with the Dodgers and Red Sox.
- Made his professional debut with the Arizona League Dodgers Lasorda Squad on July 1, 2019 and threw a scoreless inning.
- Appeared in 168 professional games between the minors (150) and Majors (18) and has four games started.

CAREER MILESTONES**Major League Debut**
June 7, 2023 at Cincinnati**First Major League Strikeout**
June 7, 2023 at Cincinnati
(5th inning, Elly De La Cruz, looking)

- Converted 23 of 32 save opportunities in the minor leagues
- Averaged 11.25 strikeouts/9 IP over 184.2 innings pitched in the minors.
- Did not pitch in 2020 due to COVID-19 restrictions canceling the Minor League Baseball season.
- Made three postseason relief appearances totaling two saves for Ogden in the 2019 Pioneer League postseason dropping the championship series to Idaho Falls.



2023

- Began the season with Oklahoma City (AAA) and appeared in 24 games before getting selected by Los Angeles on June 6. Would make three more minor league appearances for Oklahoma City before his trade to the Red Sox. Made 15 minor league appearances in Worcester (AAA) totaling 60 on the year between the minors and majors.
- Was called up a total of five times during the 2023 MLB regular season between the Dodgers and Red Sox.
- Made his Major League debut at CIN (6/7) in front of 25 friends, family and former coaches tossing 2.0 scoreless innings and struck out three batters establishing his season-high, including his first batter faced, Ely De La Cruz (looking).
- Was traded to the Boston Red Sox in exchange for OF Enrique "Kike" Hernandez, July 25, 2023.
- Had five consecutive scoreless appearances (9/10-17) for a season-high streak of 5.0 scoreless innings.
- Pitched season-highs of 3.0 innings and 47 pitches vs. KC (8/8).
- Suffered his first and only loss of the MLB season at NYM (7/16) as Luis Guillorme doubled home Brett Baty, placed on 2nd base in the 10th inning.
- Recorded his first Hold vs. PIT (7/6) in a 5-2 win with a scoreless inning in relief of starting pitcher Jose Urias.
- Struck out at least one batter in each of his final nine appearances of the season, 2nd-longest streak to end the season of any relief pitcher who did not record a decision or save (Cole Irvin, BAL, 11).
- Made a spot start vs. NYY (9/14) and threw a scoreless inning with a walk and a strikeout before being relieved by Brennan Bernardino in the second inning. A game the Red Sox lost at Fenway Park 8-5. Was one of only four starts in his professional career; Major or Minor Leagues.
- Traded to the Cardinals along with minor league RHP Victor Santos in exchange for OF Tyler O'Neill on December 8.

2023 SEASON & CAREER HIGHS

Most IP: 3.0, 8/8/23 vs. Kansas City
Most Strikeouts: 3, 4x. Last: 9/12/23 vs. New York Yankees
Most Walks: 2, 6/28/23 at Colorado
Most Runs Allowed: 5, 9/20/23 at Texas
Most Earned Runs Allowed: 4, 9/20/23 at Texas
Most Hits Allowed: 5, twice. Last: 9/20/23 at Texas
Most HRs Allowed: 1, 3x. Last: 9/20/23 at Texas
Longest Scoreless Streak: 5.0 IP, 9/10-17/23
Longest Win Streak: n/a
Longest Losing Streak: 1 game, 7/16/23-end of season
Pitches Thrown: 47, 8/8/23 vs. Kansas City

BACKGROUND/PERSONAL

- Graduated from Franklin County (Va.) High School where he was a three-sport athlete garnering letters in baseball, basketball and golf. Became the first to play in the Major Leagues from Franklin County High since Ron Hodges for the New York Mets (1973-84).
- Originally drafted by the Los Angeles Dodgers in the 7th round of the 2019 Major League Baseball Draft.
- Played college baseball at James Madison University, his only college baseball scholarship offer.
- Suffered an injury his freshman season at JMU requiring Tommy John surgery, but posted consecutive seasons with ERA under 2.00, his sophomore (1.96) and junior (1.01) seasons. Named All-Colonial Athletic Association first team in 2019.
- Averaged 13.34 strikeouts/9 IP over 58.2 innings while posting a 5-2 recorded and 1.38 ERA with 11 saves over two college seasons.
- Married his high school sweetheart, Maggie. They reside in Callaway, Virginia.

CAREER TRANSACTIONS

- Selected by the Los Angeles Dodgers in the seventh round (221st overall) of the 2019 Major League Baseball Draft.
- Acquired by the Boston Red Sox along with minor league RHP Justin Hagenman from the Los Angeles Dodgers in exchange for OF Enrique Hernandez, July 25, 2023.
- Acquired by the St. Louis Cardinals along with minor league RHP Victor Santos from the Boston Red Sox in exchange for OF Tyler O'Neill, December 8, 2023.



TEKOAH ROBY

88

HT: 6-2 WT: 210 B/T: R/R BIRTH DATE: September 18, 2001 ML SERVICE: 0.000

(tuh-KOH-uh roh-bee)

FULL NAME: TeKoah Clark Roby

BORN: Asheville, North Carolina

OPENING DAY AGE: 22 (Turns 23 on September 18)

BECAME A CARDINAL: Acquired from the Texas Rangers with LHP John King and INF Thomas Saggese in exchange for LHP Jordan Montgomery and RHP Chris Stratton, July 30, 2023

CONTRACT STATUS: Signed through 2024

PITCHER (NON-ROSTER)

COMPLETE RECORD

Year	Team	W-L	ERA	G	GS	CG	GF	SHO	SV	IP	H	R	ER	HR	HBP	BB	IBB	SO	WP	BK	BA
2021	Down East	2-2	2.45	6	6	0	0	0	0	22.0	14	6	6	1	3	7	0	35	5	0	.177
2022	Hickory	3-11	4.64	22	21	0	0	0	0	104.2	95	58	54	19	6	35	0	126	2	1	.239
2023	Frisco	2-3	5.05	10	10	0	0	0	0	46.1	49	28	26	5	2	12	0	50	4	0	.274
	Springfield	0-0	3.00	4	4	0	0	0	0	12.0	6	4	4	1	0	3	0	19	1	0	.146
MINOR TOTALS		7-16	4.38	42	41	0	0	0	0	185.0	164	96	90	26	11	57	0	230	12	1	.236

CAREER

- Acquired by the Cardinals from the Rangers with LHP John King and INF Thomas Saggese in exchange for LHP Jordan Montgomery and RHP Chris Stratton, July 30, 2023.
- Enters the 2024 season ranked by *Baseball America* as the No. 2 prospect in the Cardinals organization (No. 75 overall in the Top 100).
- Also rated as having the "Best Curveball" in the organization by the same publication.
- Made 14 starts between Frisco (AA) and Springfield (AA) during the 2023 Minor League season and was extended to pitch in the Arizona Fall League for Scottsdale.
- Led 2022 Hickory (A) squad in innings pitched (104.2), strikeouts (126) and games started (21). Ranked 6th in the South Atlantic League in strikeouts.
- Struck out a career-high 12 batters over 5.0 innings vs. Rome (Sept. 8, 2022).
- Made his professional debut in 2021 with Down East (A) and struck out 38.9% (35-of-90) batters faced.
- Was placed on the Injured List (6/8/21) with a right elbow sprain.

AWARDS & HONORS

Arizona Fall League Fall Star
2023: Scottsdale Scorpions

2023

- Began the season at Frisco (AA) and made 10 starts before being traded to the Cardinals and finished his season with four starts at Springfield (AA).
- Combined to go 2-3 with a 4.63 ERA over 14 starts striking out 69 batters over 58.1 innings with a 1.20 WHIP.
- Did not pitch more than 3.0 innings or throw more than 51 pitches in any of his final four starts with Springfield.
- Was placed on the 7-day Injured List with a right shoulder injury following his start vs. San Antonio (6/3). Did not pitch again until Aug. 26, when he was acquired by the Cardinals organization and removed from the Injured List.
- Pitched for Scottsdale in the Arizona Fall League, where he was named to the AFL Fall Stars Game.

CAREER TRANSACTIONS

- Selected by the Texas Rangers in the third round (86th overall) of the 2020 MLB Draft.
- Acquired by the Cardinals from the Texas Rangers with LHP John King and minor league INF Thomas Saggese in exchange for LHP Jordan Montgomery and RHP Chris Stratton, July 30, 2023.

ROBY, TEKOAH

BACKGROUND/PERSONAL

- Played high school baseball at Pine Forest (Fla.) High School, the same school that produced Braves and Marlins pitcher Tim Lincecum.
- Was 7-3 with a 1.19 ERA and 109 strikeouts during his junior season while also leading Pine Forest with 3 HR and 28 RBI at the plate.
- 2019 Pensacola News Journal Pitcher of the Year.
- Led Pine Forest to their first FHSAA regional appearance in 12 years.
- Signed his college letter of intent to play baseball at Troy (Ala.) University.
- Originally selected by the Texas Rangers as the 86th overall selection (3rd round) of the 2020 MLB Draft.
- Enrolled in the Texas Rangers "RangersU" powered by ACU program which allows players and coaches to earn academic credit by taking online courses taught by Abilene Christian University faculty and staff in both English and Spanish. Spoke at a press conference launching the program Jan. 27, 2023 at Globe Life Field.
- Has two brothers (Ukaia and Jonah) who have names that end the same way. His parents were planning to name him Noah, but changed to Tekoah.
- Signed by Brian Morrison (Rangers).
- Resides in Pensacola, Florida.



Right-handed reliever Wilking Rodríguez pitches against the Houston Astros, March 2, 2024 at CACTI Park of The Palm Beaches.



WILKING RODRÍGUEZ

58

HT: 6-2 WT: 225 B/T: R/R BIRTH DATE: March 2, 1990 ML SERVICE: 1.008

(WIL-keeng rod-REE-gez)

FULL NAME: Wilking Jose Rodríguez

BORN: Puerto Cabello, Venezuela

OPENING DAY AGE: 34

BECAME A CARDINAL: Signed as a minor league free agent, November 20, 2023

CONTRACT STATUS: Signed through 2024

MLB DEBUT: June 3, 2014 at St. Louis

PITCHER (NON-ROSTER)

COMPLETE RECORD

Year	Team	W-L	ERA	G	GS	CG	GF	SHO	SV	IP	H	R	ER	HR	HBP	BB	IBB	SO	WP	BK	BA
2007	VSL Rays/Reds	3-2	1.95	17	0	0	10	0	2	32.1	23	7	7	1	4	14	1	28	1	0	.200
2008	VSL Rays	0-1	3.71	10	8	0	0	0	0	26.2	26	11	11	3	0	6	0	29	1	0	.260
2009	Princeton	1-6	3.21	13	13	0	0	0	0	56.0	44	24	20	5	2	12	0	52	1	0	.213
2010	Bowling Green	4-10	4.23	22	19	0	0	0	0	106.1	109	66	50	11	6	28	0	93	10	0	.263
2011	Bowling Green	0-3	4.66	9	9	0	0	0	0	36.2	38	21	19	3	3	14	1	34	2	0	.266
	Hudson Valley	1-1	6.48	2	2	0	0	0	0	8.1	10	6	6	0	0	2	0	9	1	1	.303
2012	Charlotte	0-4	5.56	7	7	0	0	0	0	34.0	26	22	21	3	3	15	0	29	5	1	.213
2013	GCL Rays	0-0	0.00	8	6	0	1	0	0	9.0	6	0	0	0	0	3	0	9	1	0	.207
2014	Omaha	1-1	2.87	13	0	0	4	0	0	15.2	13	5	5	0	0	8	2	15	1	0	.224
	NW Arkansas	1-0	1.64	11	0	0	3	0	0	11.0	11	3	2	2	0	4	1	12	0	0	.256
	Kansas City	0-0	0.00	2	0	0	1	0	0	2.0	1	0	0	0	0	1	0	1	0	0	.167
2015	Scranton/W-B	2-0	1.69	7	0	0	2	0	0	10.2	7	2	2	0	0	3	0	13	0	0	.184
2021	Aguascalientes (MX)	0-2	3.86	13	0	0	4	0	0	14.0	7	6	6	0	2	5	1	16	1	0	---
	Dos Laredos (MX)	1-1	3.77	12	0	0	1	0	0	14.1	14	6	6	1	0	7	0	19	4	0	---
2022	Dos Laredos (MX)	6-2	2.01	46	0	0	28	0	17	44.2	27	11	10	4	0	13	0	73	3	0	---
2023	Memphis#	0-0	0.00	7	0	0	0	0	0	5.2	5	3	0	0	0	2	0	6	0	0	.238
	MEXICAN LEAGUE	7-5	2.71	71	0	0	33	0	17	73.0	48	23	22	5	2	25	1	108	8	0	---
	MINOR TOTALS	13-28	3.65	126	64	0	20	0	2	352.1	318	170	143	28	18	111	5	329	23	2	.240
	MAJOR TOTALS	0-0	0.00	2	0	0	1	0	0	2.0	1	0	0	0	0	1	0	1	0	0	.167

Injury rehabilitation assignment

Note: Major League Uniform Numbers Worn: 68 (2014)

REGULAR SEASON FIELDING RECORD

Position	PCT	G	PO	A	E	TC	DP
Pitcher	1.000	2	0	1	0	1	0

CAREER TRANSACTIONS

- Signed by the Tampa Bay Rays as an international free agent, February 26, 2007.
- Signed by Kansas City Royals as a minor league free agent, November 19, 2013.
- Signed by New York Yankees as a minor league free agent, August 18, 2014.
- Signed by Rieleros de Aguascalientes of the Mexican League, January 1, 2020.
- Signed by Tecolotes de los Dos Laredos of the Mexican League, July 18, 2021.
- Signed by New York Yankees as a minor league free agent, August 30, 2022.
- Selected by the St. Louis Cardinals from the New York Yankees in the 2022 Rule 5 Draft, December 7, 2022.
- On St. Louis injured list (right shoulder), March 27, 2023-end of season; included injury rehabilitation assignments to Memphis (AAA).

CAREER NOTES

- Is taking part in his second consecutive Major League Spring Training with St. Louis (2023-24), this time as a non-roster invitee.
- Was selected by the Cardinals in the 2022 MLB Rule 5 Draft from the New York Yankees. Was the oldest player selected at age 32.
- Missed the entire 2023 season due to a right shoulder injury suffered in Spring Training.
- Throws a fastball in the vicinity of triple digits and a cut fastball in the mid-90s.
- Made two appearances for Kansas City in June 2014 with his Major League debut coming at Busch Stadium vs. the Cardinals, retiring Yadier Molina, Oscar Taveras, and Jhonny Peralta in order on 11 pitches.
- Has not pitched in Major League Baseball since June 6, 2014 with the Royals.
- Played for teams in the Venezuelan Winter League from 2017-23, appearing in games with Aragua (42), Magallanes (39), and Lara (13).
- Pitched for two years in the Mexican League with Aguascalientes (2021) and Dos Laredos (2021-22).
- Made four scoreless appearances for Venezuela in the 2021-22 Caribbean Series, striking out six batters over 3.0 innings with two hits.
- 2010 Midwest League Midseason All-Star with Bowling Green (A), establishing single-season highs in innings pitched (106.1), strikeouts (93), and starts (19).

2023

- Missed the entire season due to a right shoulder injury suffered at the end of Spring Training.
- Made seven Grapefruit League appearances, recording a 4.26 ERA (6.1) and six strikeouts.
- Placed on the 60-day Injured List on March 27.
- Made two separate rehab stints (April 20-26 & Aug. 31-Sept. 9) with Memphis (AAA), marking his first appearance in affiliated baseball since 2015 with Scranton-Wilkes Barre (AAA-Yankees).
- Continued to pitch in the Venezuelan Winter League after the season, returning to Magallanes and making nine appearances.

AWARDS & HONORS

Mexican League Mid-Season All-Star
2022: Tecolotes de los Dos Laredos

Midwest League Mid-Season All-Star
2010: Bowling Green (A)

Appalachian League Pitcher of the Week
2009: Princeton (R) - Aug. 18-24

CAREER MILESTONES

Major League Debut
June 3, 2014 at St. Louis

First Major League Strikeout
June 6, 2014 vs. New York Yankees
(9th inning, Jacoby Ellsbury, swinging)

CAREER HIGHS

Most IP: 1.0, twice. Last: 6/6/14 vs. New York Yankees

Most Strikeouts: 1, 6/6/14 vs. New York Yankees

Most Walks: 1, 6/6/14 vs. New York Yankees

Most Runs Allowed: n/a

Most ER Allowed: n/a

Most Hits Allowed: 1, 6/6/14 vs. New York Yankees

Longest Winning Streak: n/a

Longest Losing Streak: n/a

Longest Scoreless Streak: 2.0 IP, 6/3/14-present

Pitches Thrown: 22, 6/6/14 vs. New York Yankees

BACKGROUND/PERSONAL

- Originally signed by the Tampa Bay Rays as an international free agent, February 26, 2007.
- Played his first season of professional ball in 2007 for a co-op team comprised of players with the Reds and Rays organization in the Venezuelan Summer League.
- Resides in Puerto Cabello, Venezuela.



DREW ROM

38

HT: 6-1 WT: 215 B/T: L/L BIRTH DATE: December 15, 1999 ML SERVICE: 0.044

FULL NAME: Drew Michael Rom

BORN: Cincinnati, Ohio

OPENING DAY AGE: 24

BECAME A CARDINAL: Acquired from the Baltimore Orioles with INF César Prieto and RHP Zack Showalter in exchange for RHP Jack Flaherty, August 1, 2023

CONTRACT STATUS: Signed through 2024

MLB DEBUT: August 21, 2023 at Pittsburgh

LEFT-HANDED PITCHER

COMPLETE RECORD

Year	Team	W-L	ERA	G	GS	CG	GF	SHO	SV	IP	H	R	ER	HR	HBP	BB	IBB	SO	WP	BK	BA	
2018	GCL Orioles	0-2	1.76	10	9	0	0	0	0	30.2	20	9	6	1	4	6	0	28	0	1	.183	
2019	Delmarva	6-3	2.93	21	15	0	4	0	1	95.1	83	36	31	5	3	33	0	122	7	0	.228	
2020	DID NOT PITCH -- ALTERNATE TRAINING SITE ONLY																					
2021	Aberdeen	8-0	2.79	14	13	1	0	1	0	67.2	60	24	21	6	3	17	0	73	3	0	.236	
	Bowie	3-1	3.83	9	7	0	2	0	0	40.0	35	18	17	6	2	9	0	47	4	1	.230	
2022	Bowie	7-2	4.37	19	18	0	1	0	0	82.1	92	44	40	9	5	29	0	101	4	0	.280	
	Norfolk	1-1	4.54	7	7	1	0	1	0	37.2	38	20	19	1	2	18	0	43	5	0	.268	
2023	Norfolk	7-6	5.34	19	18	1	0	0	0	86.0	100	53	51	7	8	46	0	100	8	0	.291	
	Memphis	2-0	0.82	2	2	0	0	0	0	11.0	2	2	1	1	1	4	0	18	0	0	.056	
	ST. LOUIS	1-4	8.02	8	8	0	0	0	0	33.2	51	34	30	7	0	19	0	32	1	0	.340	
	MINOR TOTALS	34-15	3.71	101	89	3	7	2	1	450.2	430	206	186	36	28	162	0	532	31	2	.249	
	MAJOR TOTALS	1-4	8.02	8	8	0	0	0	0	33.2	51	34	30	7	0	19	0	32	1	0	.340	

Note: Major League Uniform Numbers Worn: 38 (2023-present)

REGULAR SEASON FIELDING RECORD

Position	PCT	G	PO	A	E	TC	DP
Pitcher	1.000	8	2	2	0	4	1

CAREER TRANSACTIONS

- Selected by the Baltimore Orioles in the fourth round (115th overall) in the 2018 MLB Draft.
- Acquired by the St. Louis Cardinals from the Baltimore Orioles with INF César Prieto and RHP Zack Showalter in exchange for RHP Jack Flaherty, August 1, 2023.

**CAREER NOTES**

- Enters the 2024 season ranked as the No. 26 prospect in the Cardinals organization, according to *Baseball America*.
- Made his Major League debut on Aug. 21, 2023 at Pittsburgh with St. Louis after being acquired from Baltimore on Aug. 1, 23 with INF César Prieto and RHP Zack Showalter in exchange for RHP Jack Flaherty.
- Has a 34-15 record through 101 appearances (89 starts) in the minor leagues.
- Combined to go 19-4 across two levels combined in 2021-22 while pitching at three different levels in the Baltimore system.
- Began the 2022 season as the No. 17 prospect in the Orioles system, according to *Baseball America*.
- Went a combined 8-3 with a 4.43 ERA (59 ER/120.0 IP) in 26 games (25 starts) in 2022 between Double-A Bowie and Triple-A Norfolk.
- Led 2022 Orioles minor leaguers in starts (25), innings (120.0), and strikeouts (144), all of which were career highs.
- Went 7-2 with a 4.37 ERA (82.1 IP/40 ER) in 19 outings (18 starts) with Bowie in 2022 before promoted to Norfolk on 8/16/22.
- Held opponents to two runs or fewer in each of his first four Triple-A starts, going 1-0 with a 1.66 ERA (21.2 IP/4 ER) and 27 strikeouts in that span.
- Tied a then-career high with nine strikeouts across 4.2 innings pitched in his Triple-A debut on 8/21/22 vs. Durham.
- Earned his first Triple-A victory with a 7.0-inning shutout on 9/8/22 at Memphis when he struck out seven, walked two and allowed three hits.
- Was added to the Orioles 40-man roster on 11/15/22.
- Participated in the Orioles Fall Instructional League camp in Sarasota, Fla., in 2021.
- Opened the 2021 season as the No. 26 prospect in the Orioles system, according to *Baseball America*.
- Made 23 appearances (20 starts) between High-A Aberdeen and Bowie and set a career high with 11 victories, going 11-1 with a 3.18 ERA (107.2 IP/38 ER).
- Paced 2021 Baltimore farmhands in wins (11), innings (107.2) and batters faced (438), and was T3rd in starts (20).
- Tossed his first career shutout in a 6.0-inning effort on 7/1/21 vs. Brooklyn while with Aberdeen.
- Did not pitch in 2020 because of the COVID-19 pandemic that canceled the minor league season.
- Participated in the Orioles' Fall Instructional League camp in Sarasota, Fla., after opening the season as the No. 15 prospect in the organization, according to *Baseball America*.
- Named Orioles Minor League Pitcher of the Month for May 2019 after going 3-0 with a 0.35 ERA (25.2 IP/1 ER) in five starts with 32 strikeouts and a .135 (12-89) average against.
- 2019 South Atlantic League Midseason All-Star honors.
- Won his first professional game on 4/27/19 in Game 1 of a doubleheader vs. Augusta, going 5.0 innings with one unearned run allowed on five hits and one walk.
- Threw 4.0 scoreless innings in his professional debut on 6/26/18 vs. the GCL Red Sox while with the GCL Orioles, allowing one hit and one hit batter with four strikeouts.

AWARDS & HONORS**MiLB Organization All-Star**

2021: Aberdeen (High-A)/Bowie (AA)

South Atlantic League Midseason All-Star

2019: Delmarva (A)

Orioles Minor League Pitcher of the Month

2019: Delmarva (A) - May

CAREER MILESTONES**Major League Debut**

August 21, 2023 at Pittsburgh

First Major League Start

August 21, 2023 at Pittsburgh

First Major League Win

September 13, 2023 at Baltimore

First Major League StrikeoutAugust 21, 2023 at Pittsburgh
(1st inning, Jack Suwinski, looking)**2023**

- Made his Major League debut on 8/21/23 at Pittsburgh with St. Louis after being acquired from Baltimore on 8/1/23 with INF César Prieto and RHP Zack Showalter in exchange for RHP Jack Flaherty.
- Was T3rd in the International League with nine wins and fourth with 118 strikeouts in 21 outings (20 starts) combined between Norfolk and Memphis.
- Posted three scoreless starts of at least 5.0 innings through his first six starts of the season with Norfolk, going 4-1 with a 2.87 ERA (31.1 IP/10 ER) with 32 strikeouts in that span.
- Won both of his starts with Memphis, allowing a combined one earned run and two hits across 11.0 innings pitched with 18 strikeouts and four walks.
- Struck out a career-high 10 batters in his first start with Memphis on 8/9 at Durham, holding the Bulls to two runs (one earned) on one hit, two walks and a hit batter in 5.0 innings.
- Recorded seven strikeouts in 5.1 shutout innings with two hits and three walks allowed on 9/13 at Baltimore to earn his first MLB victory in his first appearance against his former organization.
- Finished the season ranked as the No. 15 prospect in the St. Louis system, according to *Baseball America*.

BACKGROUND/PERSONAL

- Named 2018 Kentucky Mr. Baseball by the Kentucky High School Baseball Coaches Association after going 9-6 with a 2.27 ERA and 129 strikeouts in 74 innings pitched as a senior for Highlands High School.
- Had committed to play at the University of Michigan but chose to go pro after being selected in the fourth round of the 2018 MLB Draft by Baltimore.
- Received 2018 9th Region Tournament MVP honors.
- Was part of three straight 9th Region championship teams with Highlands High School from 2016-18, including a state runner-up finish in 2018.
- Signed by Adrian Dorsey (Orioles).
- Resides in Fort Thomas, Kentucky.

2023 SEASON & CAREER HIGHS

Most IP: 5.1, twice. Last: 9/13/23 at Baltimore
Most Strikeouts: 7, twice. Last: 9/30/23 vs. Cincinnati
Most Walks: 4, 8/21/23 at Pittsburgh
Most Runs Allowed: 8, twice. Last: 9/24/23 at San Diego
Most Earned Runs Allowed: 6, twice. Last: 9/24/23 at San Diego
Most Hits Allowed: 11, 9/24/23 at San Diego
Most HRs Allowed: 2, 9/8/23 at Cincinnati
Longest Winning Streak: 1 game, 9/13/23 at Baltimore
Longest Losing Streak: 2 games, twice. Last: 9/19/23-present
Longest Scoreless Streak: 7.1, 9/13-19/23
Pitches Thrown: 96, 8/27/23 at Philadelphia



Left-handed pitcher Drew Rom during his start against the Cincinnati Reds, September 30, 2023 at Busch Stadium.



JoJo

ROMERO**59**

HT: 5-11 WT: 215 B/T: L/L BIRTH DATE: September 9, 1996 ML SERVICE: 3.045

FULL NAME: Joseph Abel Romero

BORN: Camarillo, California

OPENING DAY AGE: 27 (Turns 28 on September 9)

BECAME A CARDINAL: Acquired from the Philadelphia Phillies in exchange for INF Edmundo Sosa, July 30, 2022

CONTRACT STATUS: Signed through 2024

MLB DEBUT: August 21, 2020 at Atlanta

LEFT-HANDED PITCHER **COMPLETE RECORD**

Year Team	W-L	ERA	G	GS	CG	GF	SHO	SV	IP	H	R	ER	HR	HBP	BB	IBB	SO	WP	BK	BA
2016 Williamsport	2-2	2.56	10	10	1	0	1	0	45.2	44	15	13	2	3	11	0	31	4	0	.256
2017 Clearwater	5-2	2.24	10	10	0	0	0	0	52.1	43	17	13	2	2	15	0	49	3	0	.223
Lakewood	5-1	2.11	13	13	1	0	0	0	76.2	61	25	18	2	1	21	0	79	5	0	.223
2018 Reading	7-6	3.80	18	18	0	0	0	0	106.2	97	49	45	13	5	41	0	100	8	0	.241
2019 Lehigh Valley	3-5	6.88	13	13	0	0	0	0	53.2	68	47	41	8	4	35	1	40	1	0	.321
Reading	4-4	4.84	11	11	0	0	0	0	57.2	58	33	31	4	1	12	0	52	3	1	.261
2020 Philadelphia	0-0	7.59	12	0	0	2	0	0	10.2	13	10	9	1	2	2	0	10	0	0	.310
2021 Philadelphia	0-0	7.00	11	0	0	1	0	0	9.0	12	8	7	4	1	4	1	8	0	0	.308
2022 Lehigh Valley	0-0	0.00	5	0	0	1	0	0	4.0	3	0	0	0	0	0	0	3	0	0	.200
Reading	0-0	3.00	2	0	0	2	0	2	3.0	5	1	1	0	1	0	0	4	0	0	.385
Clearwater	2-0	2.25	4	2	0	0	0	0	4.0	4	1	1	0	0	2	0	5	0	0	.250
FCL Phillies#	0-0	0.00	1	1	0	0	0	0	1.0	0	0	0	0	0	0	0	3	0	0	.000
Philadelphia	0-0	13.50	2	0	0	1	0	0	2.0	4	3	3	1	0	1	0	1	0	0	.444
Memphis	0-0	0.00	3	0	0	2	0	0	3.0	1	0	0	0	0	0	0	5	1	0	.100
ST. LOUIS	0-0	3.77	15	0	0	4	0	0	14.1	9	6	6	2	0	9	0	16	0	0	.191
2023 Memphis	2-1	3.00	17	0	0	4	0	2	21.0	19	8	7	3	0	9	0	33	5	0	.241
ST. LOUIS	4-2	3.68	27	0	0	13	0	3	36.2	29	17	15	1	1	10	0	42	2	0	.216
MINOR TOTALS	30-21	3.57	107	78	2	9	1	4	428.2	403	196	170	34	17	146	1	404	30	1	.249
ST. LOUIS TOTALS	4-2	3.71	42	0	0	17	0	3	51.0	38	23	21	3	1	19	0	58	2	0	.210
MAJOR TOTALS	4-2	4.95	67	0	0	21	0	3	72.2	67	44	40	9	4	26	1	77	2	0	.247

Injury Rehabilitation Assignment

Note: Major League Uniform Numbers Worn: 79 (2020-22), 59 (2022-present)

WILD CARD SERIES RECORD

Year Team	W-L	ERA	G	GS	CG	GF	SHO	SV	IP	H	R	ER	HR	HBP	BB	IBB	SO	WP	BK	BA
2022 STL vs. PHI																				

DID NOT PITCH -- ON POSTSEASON TAXI SQUAD

REGULAR SEASON FIELDING RECORD

Position	PCT	G	PO	A	E	TC	DP
Pitcher	.882	67	5	10	2	17	2

2023 SEASON HIGHS

Most IP: 2.0, 5x. Last: 8/29 vs. San Diego
Most Strikeouts: 4, 8/6 vs. Colorado
Most Walks: 2, 4/28 at Los Angeles Dodgers
Most Runs Allowed: 3, twice. Last: 9/1 vs. Pittsburgh
Most ER Allowed: 2, 6x. Last: 9/1 vs. Pittsburgh
Most Hits Allowed: 4, 9/1 vs. Pittsburgh
Most HRs Allowed: 1, 5/7 vs. Detroit
Longest Winning Streak: 2 games, twice. Last 8/14-29
Longest Losing Streak: 1 game, twice. Last: 9/1
Longest Scoreless Streak: 7.1 IP, 7/9-20
Pitches Thrown: 39, 4/28 at Los Angeles Dodgers

CAREER HIGHS

Most IP: 2.0, 8x. Last: 8/29/23 vs. San Diego
Most Strikeouts: 4, 8/6/23 vs. Colorado
Most Walks: 2, 3x. Last: 4/28/23 at Los Angeles Dodgers
Most Runs Allowed: 3, 7x. Last: 9/1/23 vs. Pittsburgh
Most ER Allowed: 3, 5x. Last: 9/28/22 at Milwaukee
Most Hits Allowed: 4, twice. Last: 9/1/23 vs. Pittsburgh
Most HRs Allowed: 2, 4/17/21 vs. St. Louis
Longest Winning Streak: 2 games, twice. Last 8/14-8/29/23
Longest Losing Streak: 1 game, twice. Last: 9/1/23
Longest Scoreless Streak: 7.1 IP, 7/9-7/20/22
Pitches Thrown: 39, 4/28/23 at Los Angeles Dodgers

CAREER NOTES

- Acquired at the 2022 trade deadline from the Philadelphia Phillies in exchange for infielder Edmundo Sosa on July 30.
- Began the 2022 season on the Phillies 60-day Injured List recovering from left elbow surgery. Made his 2022 debut with the Phillies at Miami (7/16) and one more appearance (7/22 vs. CHI) before the trade to the Cardinals where he finished the season.
- His Cardinals debut came at ARI (8/20) pitching a perfect 9th inning with two strikeouts to close out a 16-7 win.
- Ran off a season-high 7.0 scoreless innings from his Cardinals debut through his next four appearances (8/20-9/7/22).
- Earned his first career MLB win on 7/9/23 at the Chicago White Sox to end a 48-game streak to open his career without a decision or save, which was the longest active streak in MLB and T8th-longest in MLB history to begin a career.
- His 23 appearances without a decision or save to begin his Cardinals career ranks 37th-longest in franchise history.
- Has held left-handed batters to a .111 BA (6-54) with one home run allowed (Oneil Cruz, at PIT, 9/10/22) through his 42 appearances since joining the Cardinals, marking the lowest opponent average vs. LHB among Cardinals pitchers in that span with at least three LHB faced.
- Was a starting pitcher in the Phillies organization through his first four professional seasons. Began pitching in relief in the 2017 Arizona Fall League and made only three spot starts of less than 2.0 innings each in 2022 while returning from injury; his only starts since 2018.
- Was called up to Philadelphia on August 14, 2020, but did not appear in a game. Recalled on August 20, 2020, as the 29th player for a doubleheader and did not appear in the twinbill. Was returned to Lehigh Valley (AAA) following the doubleheader and recalled the following day when he finally made his Major League debut at Atlanta.

CAREER MILESTONES

Major League Debut
August 21, 2020 at Atlanta

First Major League Win
July 9, 2023 at Chicago White Sox

First Major League Save
July 30, 2023 vs. Chicago Cubs

First Major League Strikeout
August 21, 2020 at Atlanta
(8th inning, swinging, Adam Duvall)

- Struck out the side on 12 pitches in his Major League debut at Atlanta (8/21/20), becoming the second Phillies player since 1957 to strike out the side in his MLB debut. Stayed on the Phillies roster the remainder of the 2020 season.
- First five home runs allowed in his career were all served up to All-Stars (Juan Soto, James McCann, Nolan Arenado, Yadier Molina and Jackie Bradley, Jr.).
- 2017 Phillies Minor League Pitcher of the Year
- Pitched for Scottsdale in the 2017 Arizona Fall League with marks of 1-0 with an 0.84 ERA, allowing one earned run (2 UER) over 10.2 innings and eight relief outings with five strikeouts. Was his first time pitching in relief since the start of his professional career. Did not start another game until 2022.
- Underwent Tommy John ligament replacement surgery on his left elbow on May 26, 2021, performed by Dr. Neal ElAttrache.

CAREER TRANSACTIONS

- Selected by the Philadelphia Phillies in the fourth round (107th overall) of the 2016 MLB Draft.
- On Philadelphia Phillies Injured List (sprained left elbow), May 6, 2021 - end of season.
- On Philadelphia Phillies Injured List (recovery from left elbow surgery), March 11 - July 15, 2022; included injury rehabilitation assignment to Florida Complex League Phillies (R).
- Acquired by the St. Louis Cardinals from the Philadelphia Phillies in exchange for INF Edmundo Sosa, July 30, 2022.
- On St. Louis Injured List (left patellar knee tendinitis), Sept. 2, 2023 - end of season.



2023

- Earned his first career MLB win on 7/9/23 at the Chicago White Sox to end a 48-game streak to open his career without a decision or save, which was the longest active streak in MLB and T8th-longest in MLB history to begin a career.
- Recorded his second win, first loss and first save in the Major Leagues all within his following seven appearances, notching his first save on 7/30 vs. the Chicago Cubs.
- Set career bests in games pitched (27), games finished (13), wins (4), saves (3), ERA (3.68), innings pitched (36.2), strikeouts (42), WHIP (1.06) and strikeouts/9 IP (10.3).
- Converted each of his final three save opportunities and finished 10 of his final 12 games pitched before having his season end early with left petellar knee tendinitis that put him on the 15-day Injured List from 9/2 through the end of the season.
- Matched his career high of 2.0 innings pitched five times and tossed more than 1.0 inning in 16 of his 27 outings.
- Struck out a career-high four batters on 8/6 vs. Colorado.
- Compiled a career-best 7.1 scoreless innings streak across five appearances from 7/9-20, allowing two hits and two walks in that span with 10 strikeouts.
- Ranked second among Cardinals pitchers (min. 6.0 IP) with a .216 opponent batting average.
- Held left-handed batters to a .105 (4-38) batting average.
- Induced five groundball double plays, and his nine GDP since joining St. Louis are T4th among left-handed relievers in franchise history through the first 42 relief appearances of their Cardinals career, and T15th, overall among STL relievers.

PERSONAL/BACKGROUND

- Originally selected by the Philadelphia Phillies in the fourth round (107th overall) of the June 2016 First Year Player Draft.
- Graduated from Oxnard (CA) High School where he was a four-year letterwinner in baseball and a three-year letterman in soccer where he led the league in assists as a senior. Two-time All-State baseball selection finished his career 24-7 with 280 strikeouts.
- Played college baseball at Yavapai (AZ) College where he helped the team to the 2016 NJCAA National Championship.
- Transferred to Yavapai after his freshman year at the University of Nevada where he appeared in 23 games helping the Wolfpack to the 2015 Mountain West Conference regular season title, their first MWC title in school history.

AWARDS & HONORS

South Atlantic League All-Star
2017: Lakewood (A)

Phillies Minor League Pitcher of the Year
2017: Lakewood (A) & Clearwater (A)

Phillies Minor League Pitcher of the Month
2017: Lakewood (A) - June

Phillies Minor League Pitcher of the Week
2019: Lehigh Valley (AAA) - July 22-28
2017: Clearwater (A) - Aug. 28-Sept. 4
2017: Lakewood (A) - June 12-18
2017: Lakewood (A) - May 29-June 4

South Atlantic League Pitcher of the Week
2017: Lakewood (A) - May 8-14

MiLB.com Organizational All-Star
2017: Philadelphia Phillies

NJCAA National Champions
2016: Yavapai (AZ) College

MOST GDP INDUCED BY LH RELIEVER
IN FIRST 42 GAMES WITH ST. LOUIS

Rank	Season(s)	GDP
1.	T.J. McFarland 2021-22	13
2.	Max Lanier 1938-41	11
3.	Art Reinhart 1919-28	10
4.	JoJo Romero 2022-23	9
	Juan Agosto 1991	9
	Buddy Schultz 1977-78	9

- Committed to transfer to the University of Arizona to follow head coach Jay Johnson, but first spent a season at Yavapai due to transfer restrictions, and was subsequently drafted before making the transfer to Arizona.
- His brother, Josh, currently is a college baseball player at Cal State-Northridge and also played at Yavapai College and Nevada.
- Resides in Oxnard, California.



THOMAS SAGGESE

92

HT: 6-0 WT: 185 B/T: R/R BIRTH DATE: April 10, 2002 ML SERVICE: 0.000

(suh-JAY-see)

FULL NAME: Thomas Darren Saggese

BORN: Carlsbad, California

OPENING DAY AGE: 21 (Turns 22 on April 10)

BECAME A CARDINAL: Acquired from the Texas Rangers with LHP John King and RHP Tekoah Roby in exchange for LHP Jordan Montgomery and RHP Chris Stratton, July 30, 2023

CONTRACT STATUS: Signed through 2024

INFIELDER (NON-ROSTER)

COMPLETE RECORD

Year	Team	AVG	G	AB	R	H	2B	3B	HR	RBI	SH	SF	HBP	BB	IBB	SO	SB	CS	GDP	SLG	OBP	E
2021	Down East	.256	73	242	44	62	14	3	10	37	0	1	3	42	0	85	11	3	2	.463	.372	11
2022	Frisco	.381	5	21	5	8	3	2	1	9	0	0	0	1	0	3	1	0	2	.857	.409	1
	Hickory	.308	98	380	56	117	22	2	14	61	1	5	4	29	1	94	11	3	15	.487	.359	12
2023	Frisco	.313	93	367	67	115	22	3	15	78	1	7	9	34	0	96	8	2	4	.512	.379	7
	Springfield	.331	33	130	25	43	7	3	10	29	0	2	2	15	1	34	3	0	1	.662	.403	6
	Memphis	.207	13	58	9	12	5	0	1	4	0	0	2	3	0	14	1	0	0	.345	.270	3
MINOR TOTALS		.298	315	1198	206	357	73	13	51	218	2	15	20	124	2	326	35	8	24	.508	.369	40

Note: Led 2023 Texas League in batting average (.318), RBI (107), Hits (158), Extra-Base Hits (60) and Total Bases (274) between Frisco and Springfield.

Led all of Minor League Baseball in 2023 in hits (170) and total bases (294).

CAREER NOTES

- Enters the 2024 season rated as the No. 5 prospect in the Cardinals system (No. 85 overall in Top 100) by *Baseball America*.
- 2023 *Baseball America* Minor League All-Star Team and Double-A All-Star Team at Second Base.
- Acquired by the Cardinals from the Texas Rangers in a five-player trade on July 30, 2023 in exchange for LHP Jordan Montgomery and RHP Chris Stratton.
- Named 2023 Texas League Most Valuable Player becoming the second straight Cardinal (Moises Gomez, 2022) and third in four seasons (Dylan Carlson, 2019) to do so. The second time Springfield has produced back-to-back winners (Matt Adams 2011 & Oscar Taveras 2012).
- Led all of Minor League Baseball in 2023 with 170 hits and 294 total bases, and was T-2nd with 111 RBI and T-5th with 60 extra base hits.
- Began the 2023 season with Frisco (A) and batted .313, 15 HR and 78 RBI over 93 games. Was placed on the Springfield (AA) roster and picked up where he left off finishing in 46 games with 33 at Springfield and 13 in Memphis; combined to bat .293 with 11 HR, 33 RBI.
- Became the third Springfield Cardinals player to win the Texas League Batting Title and first to win the Double-A batting crown with a .318 mark.
- Played the final five games of the 2022 season with Frisco and helped them to the Texas League Championship.
- Two-time Texas League Player of the Week (6/25/23 & 9/18/22), which included his Double-A debut in 2022 batting .381 with three doubles, two triples, a home run and nine RBI in his first five games.

CAREER TRANSACTIONS

- Selected by the Texas Rangers in the fifth round (145th overall) of the 2020 MLB Draft.
- Acquired by the Cardinals from the Texas Rangers with LHP John King and RHP Tekoah Roby in exchange for LHP Jordan Montgomery and RHP Chris Stratton, July 30, 2023.



2023

- Began the season as one of the youngest players (21) in the Texas League as the starting second baseman for Frisco (AA-Rangers).
- 2023 Texas League Most Valuable Player.
- 2023 Texas League and Double-A Batting Champion (.318).
- *Baseball America* Minor League All-Star Team and Double-A All-Star Team at Second Base. Also led the Texas League in hits (158), RBI (107) and extra base hits (60).
- Cardinals August Minor League Player of the Month.
- Texas League Player of the Week ending June 25, batting .591 (13-22) with three doubles, a triple, a home run, seven RBI and a 1.609 OPS, hitting safely in all seven games.
- Sent to the Cardinals at the trade deadline from the Rangers with LHP John King and RHP Tekoah Roby in exchange for LHP Jordan Montgomery and RHP Chris Stratton.
- Hit 9 HR in his first 22 games with Springfield.
- Recorded over 20 RBI in three straight months (June - 25; July - 24; August - 26) with his 75 RBI over those three months second most in all of professional baseball.
- Hit three grand slams while with Frisco (5/12 vs. Wichita; June 2 vs. San Antonio; July 22 vs. San Antonio).

BACKGROUND/PERSONAL

- Played prep baseball for Jake Savicki at Carlsbad (Calif.) High School his junior and senior year after transferring. The same high school has produced Orioles Brady Anderson and former Cardinals third baseman Troy Glaus.
- Became the second-highest draft pick out of Carlsbad behind Glaus (1994 2nd Round, Padres) and Thomas Eshelman (2015 2nd Round, Astros).
- Named MVP of San Diego's Avacado West League as a junior in 2019, batting .422 (43-102), 10 HR, 26 RBI with a positive walk (17) to strikeout (14) ratio.
- Batted .440 with 3 HR, 9 RBI over seven games in the COVID-shortened season of 2020.
- Signed his letter of intent to play college baseball at Pepperdine University.
- Earned the 2022 True Ranger Award, established in 2019 as the player who represents the core values of the organization in a positive light on and off the field.
- Is good friends with Tekoah Roby, who was also traded with him to the Cardinals.
- Signed by Steve Flores (Rangers).
- Resides in Carlsbad, California.

2023 MINOR LEAGUE HIT LEADERS

MiLB Rank	Hits	Organization(s)
1. Thomas Saggese	170	Rangers/Cardinals
2. Victor Scott II	166	Cardinals
3. Elier Hernández	165	Rangers
4. Ryan Bliss	164	Diamondbacks/Mariners
Connor Norby	164	Orioles
6. César Prieto	161	Orioles/Cardinals

CARDINALS TO WIN TEXAS LEAGUE MVP

MVP	Season	Team
INF Thomas Saggese	2023	Springfield Cardinals
OF Moisés Gómez	2022	Springfield Cardinals
OF Dylan Carlson	2019	Springfield Cardinals
OF Oscar Taveras	2012	Springfield Cardinals
1B Matt Adams	2011	Springfield Cardinals
OF Tyrone Horne	1998	Arkansas Travelers
OF Ray Lankford	1989	Arkansas Travelers
OF Héctor Cruz	1973	Arkansas Travelers
OF Jim Beauchamp	1963	Tulsa Oilers
OF Nick Cullop	1939	Houston Buffaloes
RHP Dizzy Dean	1931	Houston Buffaloes

AWARDS & HONORS

Texas League (AA) Most Valuable Player
2023: Springfield (AA)

Baseball America Minor League All-Star Team
2023: Frisco (AA), Springfield (AA),
Memphis (AAA) - 2B

Baseball America Double-A All-Star Team
2023: Frisco (AA), Springfield (AA) - 2B

Texas League Postseason All-Star
2023: Springfield (AA)

Cardinals Minor League Player of the Month
2023: Springfield (AA) - August

Texas League Player of the Week
2023: Frisco (AA) - June 19-25
2022: Frisco (AA) - Sept. 12-18

Texas League Champions
2022: Frisco (AA)

MiLB.com Organization All-Star
2022: Texas Rangers

Baseball America High Class-A All-Star
2022: Hickory (High-A)

South Atlantic League Postseason All-Star
2022: Hickory (High-A)



VICTOR SANTOS

86

HT: 6-0 WT: 240 B/T: R/R BIRTH DATE: July 12, 2000 ML SERVICE: 0.000

FULL NAME: Victor Manuel Santos

BORN: Villa Tapia, Dominican Republic

OPENING DAY AGE: 23 (Turns 24 on July 12)

BECAME A CARDINAL: Acquired from the Boston Red Sox with RHP Nick Robertson in exchange for OF Tyler O'Neill, December 8, 2023.

CONTRACT STATUS: Signed through 2024

PITCHER (NON-ROSTER)

COMPLETE RECORD

Year	Team	W-L	ERA	G	GS	CG	GF	SHO	SV	IP	H	R	ER	HR	HBP	BB	IBB	SO	WP	BK	BA	
2017	DSL Phillies	4-2	2.57	12	9	0	1	0	0	49.0	52	16	14	1	0	5	0	38	3	1	.268	
2018	GCL Phillies East	6-1	3.03	11	11	0	0	0	0	59.1	63	21	20	4	1	4	0	65	1	2	.268	
2019	Lakewood	5-10	4.02	27	13	0	8	0	0	105.1	106	54	47	11	9	18	0	89	3	2	.264	
2020	DID NOT PITCH -- NO MiLB SEASON																					
2021	Reading	1-1	3.05	4	4	0	0	0	0	20.2	17	7	7	2	0	4	0	15	0	0	.227	
	Portland	4-2	2.58	10	8	1	0	0	0	45.1	43	15	13	5	2	6	0	45	0	0	.240	
2021	Jersey Shore	2-1	1.33	9	1	0	3	0	1	20.1	17	7	3	2	1	5	0	25	0	0	.221	
2022	Worcester	3-4	4.95	9	9	1	0	0	0	43.2	47	24	24	6	1	14	0	47	0	0	.276	
	Portland	7-8	4.97	19	16	1	0	0	0	101.1	103	62	56	17	5	20	0	79	1	0	.259	
2023	DID NOT PITCH -- INJURED																					
MINOR TOTALS		32-29	3.72	101	71	3	12	0	1	445.0	448	206	184	48	19	76	0	403	8	5	.259	

CAREER NOTES

- Begins his 8th professional season with his 3rd different organization (Phillies, Red Sox, Cardinals).
- Acquired by the Cardinals in the 2023-24 off-season along with RHP Nick Robertson in exchange for OF Tyler O'Neill.
- Did not pitch during the 2023 regular season due to a right elbow strain injury that shut him down in Spring Training after receiving a non-roster invite.
- Was the youngest pitcher invited to 2023 Red Sox Spring Training at 22 years, 7-months old.
- Originally signed as an International Free Agent by the Philadelphia Phillies, November 14, 2016.
- Red Sox Minor League Pitcher of the Month (August 2021) and Phillies Minor League Co-Pitcher of the Month (July 2018).
- League Pitcher of the Week honoree for Eastern League with Portland (June 5, 2022) and South Atlantic League with Lakewood (June 17-23, 2019).
- Tied for the organization lead in wins (10) among Red Sox minor league pitchers during the 2022 season while pitching for Portland (AA) and Worcester (AAA). Ranked in the Top 10 in innings pitched (145.0, 2nd), strikeouts (126, T-7th), and games started (26, T-3rd). Pitched two complete games, both less than 7.0 innings pitched.
- Has pitched three seasons for Escogido in the Dominican Winter League (2021-24), posting career marks of 7-1 with a 2.55 ERA with 56 strikeouts over 60.0 innings pitched covering 30 appearances with eight starts, five in 2023-24.
- Was suspended for three games at beginning of 2022 season for his role in a bench-clearing incident vs. Binghamton despite not being ejected from the game.

CAREER TRANSACTIONS

- Signed by the Philadelphia Phillies as an International Free Agent, November 14, 2016.
- Acquired by the Boston Red Sox as the Player to be Named from the Philadelphia Phillies on July 17, 2021, completing the deal for INF C.J. Chatham from January 18, 2021.
- Acquired by the St. Louis Cardinals from the Boston Red Sox with RHP Nick Robertson in exchange for OF Tyler O'Neill, December 8, 2023.

2023

- Received a non-roster invite to Major League Spring Training but did not make an appearance due to season-ending injury (right elbow strain).
- Was the youngest pitcher invited to Red Sox Spring Training at 22-years 7-months old.
- Missed the entire season with arm discomfort.
- Traded from the Red Sox to the Cardinals on December 8, 2023, with RHP Nick Robertson for OF Tyler O'Neill.
- Made nine appearances (seven starts) posting a 3-1 record with a 3.97 ERA in the Dominican Winter League for Escogido. Struck out 26 batters over 34.0 innings with a 1.38 WHIP.

BACKGROUND/PERSONAL

- Resides in Villa Tapia, Dominican Republic.

AWARDS & HONORS

Red Sox Minor League Pitcher of the Month
2021: Portland (AA) - August

Phillies Minor League Co-Pitcher of the Month
2018: GCL Phillies East - July

Eastern League Pitcher of the Week
2022: Portland (AA) - May 30-June 5

South Atlantic League Pitcher of the Week
2019: Lakewood (A) - June 17-23



Right-handed reliever Victor Santos pitches against the New York Mets, February 28, 2024 at Clover Park.



LOGAN SAWYER

94

HT: 6-4 WT: 231 B/T: R/R BIRTH DATE: December 29, 1992 ML SERVICE: 0.000

FULL NAME: Logan Chase Sawyer

BORN: Knoxville, Tennessee

OPENING DAY AGE: 31

BECAME A CARDINAL: Signed by the Cardinals as a minor league free agent, November 17, 2022

CONTRACT STATUS: Signed through 2024

PITCHER (NON-ROSTER)

COMPLETE RECORD

Year Team	W-L	ERA	G	GS	CG	GF	SHO	SV	IP	H	R	ER	HR	HBP	BB	IBB	SO	WP	BK	BA
2014 Tri-City	3-2	3.43	15	6	0	1	0	0	57.2	62	23	22	2	4	11	0	35	3	1	.267
2015 Asheville	5-2	5.79	14	4	0	2	0	0	46.2	58	37	30	3	2	25	0	33	2	0	.297
Boise	4-4	4.11	11	10	0	0	0	0	61.1	61	33	28	2	7	22	0	41	3	0	.260
2016 Modesto	1-1	8.03	9	0	0	3	0	0	12.1	20	12	11	0	0	7	0	6	2	0	.370
Asheville	0-0	10.61	8	0	0	0	0	0	9.1	15	12	11	2	0	4	0	6	2	0	.366
Grand Junction	0-0	3.00	3	0	0	3	0	1	3.0	3	1	1	0	0	0	0	4	0	0	.250
2017	DID NOT PITCH - INJURED																			
2018	DID NOT PITCH																			
2019 Lancaster (Ind.)	2-1	5.66	41	0	0	7	0	0	41.1	46	27	26	3	3	29	4	31	3	0	---
2020	DID NOT PITCH																			
2021 Evansville (Ind.)	3-5	2.97	38	0	0	39	0	*25	36.1	36	22	12	3	0	6	0	48	3	0	---
Lancaster (Ind.)	0-1	2.70	10	0	0	3	0	0	10.0	10	3	3	0	0	3	1	10	0	0	---
2022 Evansville (Ind.)	2-1	0.00	30	---	0	---	0	*22	29.1	11	1	0	0	1	3	0	39	0	0	.111
2023 Memphis	0-0	12.46	6	0	0	2	0	0	4.1	7	6	6	0	0	6	0	2	1	0	.389
Springfield	5-3	5.21	38	0	0	25	0	7	48.1	54	29	28	4	3	17	1	59	6	0	.278
MINOR TOTALS	18-12	5.07	104	20	0	36	0	8	243.0	280	153	137	13	16	92	1	186	19	1	.285
INDEPENDENT TOTALS	7-8	3.15	119	0	0	49	0	47	117.0	103	53	41	6	4	41	5	128	6	0	---

* Led League

CAREER NOTES

- 31-year old pitcher was invited to Major League Spring Training for the first time in his career. Enters as the oldest player in Cardinals camp without any Major League service time.
- Originally drafted in the 29th round by the Colorado Rockies in 2014. Underwent Tommy John surgery in 2016 and missed the entire 2017 season on the Injured List.
- Did not pitch in affiliated baseball from 2017 until 2023.
- Played three seasons in Independent ball (2019, 2021-22) and one in the Australian Baseball League (Oct., 2019 to Jan., 2020).
- Made a Twitter/X account following the 2022 season and posted videos of his fastball, reaching 100 MPH, and off-speed pitch, which was showcased by the "@PitchingNinja" (Rob Friedman) and gained instant exposure with over 200,000 impressions on social media.
- Signed with the Cardinals as a minor league free agent in November 2022.
- Participated in the Cardinals 2023 Spring Training Early Program (S.T.E.P. Camp).
- Posted a 0.00 ERA over 30 appearances and 36.1 innings pitched with the Independent League Evansville Otters of the Frontier League in 2022.
- Had a 13:1 strikeout to walk ratio (39 strikeouts/3 walks) in 2022 with only 15 of 104 total batters faced reaching base safely.
- Led the Frontier League in saves during the 2021 and 2022 seasons with 25 and 22 saves respectively. Matched the Evansville Otters single-season record for saves with 25 in 2021.

**CAREER CONTINUED...**

- 2022 Frontier League (Ind.) Relief Pitcher of the Year.
- 2022 Frontier League (Ind.) All-Star
- 2021 Frontier League (Ind.) Postseason All-Star.
- Pitched for Melbourne in the Australian Baseball League and helped win the league championship two-games-to-none over Adelaide. Was 1-1 with a 7.99 ERA over 23.2 innings pitched. Was teammates with former Cardinals outfielder Shane Robinson on the Melbourne club.

2023

- Began the season with Springfield (AA) and was promoted to Memphis (AAA) on August 29 where he remained for the rest of the season.
- Was the oldest player on the Springfield roster on Opening Day at 30-years of age.
- Combined to go 5-3 with a 5.81 ERA over his 44 appearances and 52.2 innings pitched.
- Struck out 61 batters for a 10.4 strikeouts/9 IP mark, the highest of his affiliated professional career and his most strikeouts in a single-season since 2015 when he tallied 74 with Asheville (A) and Boise (R) in the Rockies organization.
- Ranked 2nd on the Springfield staff with seven saves and 4th with 38 appearances.
- Ranked among Cardinals minor league pitchers in appearances (44, 6th), saves (7, 5th) and games finished (27, 3rd).
- Pitched a season-high 3.0 scoreless innings vs. Northwest Arkansas (8/1).
- Struck out a season-high four batters on four different occasions during the season.
- Ran off an 8.0 inning scoreless streak over five appearances (6/30-7/15).
- Pitched on consecutive days four times.
- Made 16 appearances of four outs or more (10 scoreless).

AWARDS & HONORS

Frontier League Relief Pitcher of the Year
2022: Evansville Otters (Ind.)

Frontier League All-Star
2022: Evansville Otters (Ind.)

Frontier League Postseason All-Star
2021: Evansville Otters (Ind.)

Australian Baseball League Champions
2019-20: Melbourne Aces

Northwest League Pitcher of the Week
2014: Tri-City (R) - July 22-28

BACKGROUND/PERSONAL

- Originally selected by the Colorado Rockies in the 29th round of the 2014 MLB Draft.
- Graduated from Seymour High School in Knoxville, Tenn.
- Played college baseball at Lincoln Memorial (TN) University where he was 10-10 with a 5.89 ERA over two seasons.
- Went back to college and finished his degree becoming a strength coach in Jupiter, Fla.
- While with Evansville playing against the Gateway Grizzlies in the Frontier League, had a hotel room with a view of the Gateway Arch and Busch Stadium. Phoned his wife Natalie and mentioned about possibly signing with the Cardinals and playing at Busch Stadium one day.
- He and his wife, Natalie, have a dachshund named Opie. The couple resides in Knoxville, Tennessee.

CAREER TRANSACTIONS

- Selected by the Colorado Rockies in the 29th round (863rd overall) of the June, 2014 First-Year Player Draft.
- Signed by the Lancaster Barnstormers of the Independent Atlantic League, April 25, 2019.
- Assigned to Melbourne Aces of the Australian Baseball League, October 29, 2019.
- Assigned to Lancaster Barnstormers of the Independent Atlantic League, September 17, 2021.
- Signed by the St. Louis Cardinals as a minor league free agent, November 17, 2022.



VICTOR SCOTT II

91

HT: 5-10 WT: 190 B/T: L/L BIRTH DATE: February 12, 2001 ML SERVICE: 0.000

FULL NAME: Victor Dwanyne Scott II

BORN: Atlanta, Georgia

OPENING DAY AGE: 23

BECAME A CARDINAL: Selected in the 5th round (157th overall) of the 2022 MLB Draft

CONTRACT STATUS: Signed through 2024

OUTFIELDER (NON-ROSTER)

COMPLETE RECORD

Year	Team	AVG	G	AB	R	H	2B	3B	HR	RBI	SH	SF	HBP	BB	IBB	SO	SB	CS	GDP	SLG	OBP	E
2022	Palm Beach	.222	31	108	20	24	4	4	2	12	5	4	1	24	0	26	13	3	2	.389	.358	0
2023	Peoria	.282	66	266	44	75	9	8	2	29	1	4	9	28	0	52	50	7	4	.399	.365	2
	Springfield	.323	66	282	51	91	11	2	7	34	2	2	6	18	0	45	44	7	2	.450	.373	1
MINOR TOTALS		.290	163	656	115	190	24	14	11	75	8	10	16	70	0	123	107	17	8	.419	.367	3

CAREER NOTES

- Prefers the suffix "the second" to be pronounced after his last name (Victor Scott II).
- Enters the 2024 season rated ranked as the Cardinals No. 3 prospect by *Baseball America* (No. 83 overall in Top 100).
- Also rated as the organization's "Fastest Baserunner," "Best Defensive Outfielder," and "Best Athlete" by the same publication.
- Has received an elite 80-grade Speed tool by *Baseball America*, where Scott II was one of nine MLB overall prospects to receive that honor for speed.
- Scott II is the first Cardinals prospect in *Baseball America* history to receive an 80-grade speed tool since the publication began assigning full 20-to-80 tool grades (2018-present).
- One of three outfielders awarded a 2023 Rawlings Minor League Gold Glove Award.
- In 2023, finished 2nd in all of Minor League Baseball in hits (166) behind Thomas Saggese (170). His 166 hits led the Cardinals organization and were the most by a Cardinals minor leaguer since 2002 Minor League Player of the Year John Gall (166).
- Stole 94 bases in 2023, tying Chandler Simpson (Rays) for most in Major or Minor League Baseball.
- His 94 stolen bases ranked 5th among Cardinals minor leaguers since 1962.
- Prior to Scott II and Simpson, Delino Deshields (101 in 2012) and Billy Hamilton (155 in 2012) were the last minor leaguers to swipe as many bags.
- Singled and stole second and third base in the 2023 SiriusXM All-Star Futures Game at Seattle's T-Mobile Park.
- Participated in early workouts and seminars as part of the team's 2023 Spring Training Early Program (STEP Camp).

AWARDS & HONORS

Rawlings Minor League Gold Glove - OF
2023: Peoria (High-A)/Springfield (AA)

Midwest League Post-Season All-Star
2023: Peoria (High-A)

SiriusXM All-Star Futures Game
2023: National League

Baseball America Minor League All-Star Second Team - Outfield
2023: Peoria (High-A)/Springfield (AA)

Arizona Fall League Rising Star
2023: Scottsdale Scorpions

Florida State League Player of the Week
2022: Palm Beach (A) - August 22-28

- Communicates with Vince Coleman and considers the Cardinals Hall of Famer as a mentor. The two met in Seattle the night before the 2023 SiriusXM All-Star Futures Game at T-Mobile Park, discussing jumps, reading pitcher tendencies, and how confidence plays into stealing bases.
- Is friends with Chandler Simpson, who also stole 94 bases in 2023, hails from Atlanta, and was a 2022 college draftee. Both played together on the Fond du Lac Dock Spiders in the 2021 Northwoods League and for Cotuit in the 2022 Cape Cod League.

SCOTT II, VICTOR



2023

- Hit .303/.369/.425 (166-548) with nine home runs, 10 triples, 20 doubles, 94 stolen bases, and .794 OPS in 132 games between Peoria (A+) and Springfield (AA).
- Finished 2nd in all of Minor League Baseball in hits (166) behind Thomas Saggese (170). His 166 hits led the Cardinals organization and were the most by a Cardinals minor leaguer since 2002 Cardinals Minor League Player of the Year John Gall (166).
- Ranked among minor league leaders in stolen bases (T-1st), hits (166, 2nd), triples (10, T-3rd), plate appearances (618, 4th), and at-bats (548, 4th).
- Led the Cardinals organization in plate appearances, at-bats, hits, stolen bases, and triples, ranked 2nd in runs (95), total bases (233), and batting average (.303); T-2nd in games (132) and sacrifice flies (6); 5th in hit by pitches (15); and 10th in on-base pct. (.369) and OPS (.794).
- Stole 94 bases in 2023, tying Chandler Simpson (Rays) for most in Major or Minor League Baseball.
- His 94 stolen bases was the 5th-highest total among Cardinals minor leaguers since 1962.
- Prior to Scott II and Simpson, Delino Deshields (101 in 2012) and Billy Hamilton (155 in 2012) were the last minor leaguers to swipe as many bags.
- Logged an 87.03% stolen base success rate (94-for-108).
- Stole multiple bases in a game 21 times, including three bags in eight different games.
- Combined to record a .992 fielding percentage in 129 games in center field between Peoria and Springfield, 10th-best among minor league outfielders.
- Began the season batting .282/.365/.399 (75-266) with 50 stolen bases and .763 OPS in 66 games with Peoria.
- Promoted to Springfield (AA) on 6/27.
- Finished the season hitting .323/.373/.450 (91-282) with 44 stolen bases and .824 OPS in 66 games.
- Batted .231 (3-13) with a stolen base in three games for Springfield in the Texas League postseason.
- Singled and stole second and third base in the SiriusXM All-Star Futures Game at Seattle's T-Mobile Park.
- Recognized as an Arizona Fall League Rising Star. Hit .286/.388/.417 (24-84) with three home runs, eight RBI, and 18 stolen bases in 23 games for Scottsdale.
- Following the season in *Baseball America's* Best Tools survey, was recognized as the Midwest League's "Best Baserunner" and "Fastest Baserunner," and Texas League's "Best Defensive Outfielder."

BACKGROUND/PERSONAL

- Two-sport athlete at McEachern High School in Powder Springs, Ga., as a three-time captain of the baseball team and also played basketball.
- Recognized as a Cobb County All-Star.
- Played three seasons at West Virginia University (2020-22), where he was a three-time Academic All-Big 12 honoree.
- Earned his degree from West Virginia during 2023 offseason.
- Was 38-of-45 in stolen base attempts in 2022, ranking 6th in NCAA Division I and setting the Mountaineer single-season record.
- Swiped 62 bags over three seasons at West Virginia, 2nd-most in school history and the most since 1965.

SINGLE SEASON STOLEN BASES BY CARDINALS MINOR LEAGUERS SINCE 1962

Cards	MiLB Rank	SB	Season
1. Vince Coleman	145	1983	Macon (A)
2. Chris Morris	111	2001	Peoria (A)
3. Esix Snead	109	2000	Potomac (A+)
4. Vince Coleman	101	1984	Louisville (AAA)
5. Victor Scott II	94	2023	Peo. (A+)/Spfd. (AA)

SINGLE SEASON STOLEN BASES BY MINOR LEAGUERS SINCE 1977

MiLB Rank	Organization	Season	SB	
1. Billy Hamilton	Reds	2012	155	
2. Vince Coleman	Cardinals	1983	145	
3. Donell Nixon	Mariners	1983	144	
4. Jeff Stone	Phillies	1981	123	
5. Alan Wiggins	Dodgers	1980	120	
6. Chris Morris	Cardinals	2001	111	
	Marcus Lawton	Mets	1985	111
8. Esix Snead	Cardinals	2000	109	
9. Otis Nixon	Yankees	1982	107	
10. Lenny Dykstra	Mets	1983	105	
11. Billy Hamilton	Reds	2011	103	
12. Donell Nixon	Mariners	1984	102	
13. Vince Coleman	Cardinals	1984	101	
	Delino DeShields	Astros	2012	101
15. Albert Hall	Braves	1980	100	
16. Ramon Sambo	Reds	1998	98	
17. Rafael Furcal	Braves	1999	96	
18. Rickey Henderson	Athletics	1977	95	
19. Victor Scott II	Cardinals	2023	94	
	Chandler Simpson	Rays	2023	94

2023 MINOR LEAGUE HIT LEADERS

MiLB Rank	Hits	Organization(s)
1. Thomas Saggese	170	Rangers/Cardinals
2. Victor Scott II	166	Cardinals
3. Elier Hernández	165	Rangers
4. Ryan Bliss	164	Diamondbacks/Mariners
	164	Orioles
6. César Prieto	161	Orioles/Cardinals

- Both his father, Victor, and mother, Mary, ran track at Morris Brown College (Atlanta, Ga.) and his father is in their Hall of Fame.
- Hobbies include fishing and bowling.
- Worked at a bowling alley during an offseason and would bowl after hours, improving up to a score of 250.
- Learned fishing from Peoria Chiefs teammates Nathan Church, Jimmy Crooks, and Cooper Hjerpe.
- Nicknamed "Swiper" and "Man of Steal" by Tink Hence.
- Created and released an online music album entitled "Write my Wrongs" under the name "Argo."
- Was a fan of Andrew McCutchen and Starling Marte as a child. His father was Pirates fan from Pittsburgh, although Victor II grew up a Braves fan.
- Signed by TC Calhoun.
- Resides in Dallas, Texas.



MICHAEL SIANI

63

HT: 6-0 WT: 195 B/T: L/L BIRTH DATE: July 16, 1999 ML SERVICE: 0.033

(see-AH-nee)

FULL NAME: Michael Siani

BORN: Glenside, Pennsylvania

OPENING DAY AGE: 24 (Turns 25 on July 16)

BECAME A CARDINAL: Claimed off waivers from the Cincinnati Reds on September 2, 2023

CONTRACT STATUS: Signed through 2024

MLB DEBUT: September 22, 2022 vs. Milwaukee

OUTFIELDER

COMPLETE RECORD

Year	Team	AVG	G	AB	R	H	2B	3B	HR	RBI	SH	SF	HBP	BB	IBB	SO	SB	CS	GDP	SLG	OBP	E
2018	Greeneville	.288	46	184	24	53	6	3	2	13	0	2	3	16	0	35	6	4	0	.386	.351	0
2019	Dayton	.253	121	466	75	118	10	6	6	39	8	1	10	46	1	109	*45	15	7	.339	.333	4
2020	DID NOT PLAY -- NO MiLB SEASON																					
2021	Dayton	.216	97	352	60	76	13	4	6	26	0	1	5	50	0	103	30	10	3	.327	.321	8
2022	Cincinnati	.167	9	24	1	4	0	0	0	0	0	0	0	0	0	7	0	1	1	.167	.167	0
	Chattanooga	.252	121	456	76	115	19	7	12	49	1	3	7	64	0	90	*49	12	8	.404	.351	4
	Louisville	.250	8	36	6	9	0	0	2	6	0	1	0	1	0	5	3	0	0	.417	.263	0
2023	Cincinnati	.000	3	0	1	0	0	0	0	0	0	0	0	1	0	0	0	1	0	.000	1.000	0
	Louisville	.228	108	378	63	86	15	3	9	47	3	4	0	69	1	109	22	4	4	.354	.344	2
	ST. LOUIS	.000	5	5	0	0	0	0	0	0	0	0	0	0	0	1	1	0	0	.000	.000	0
	Memphis	.226	10	31	6	7	2	0	0	1	0	0	1	7	0	8	1	0	0	.290	.385	0
MINOR TOTALS		.244	511	1903	310	464	65	23	37	181	12	12	26	253	2	459	156	45	22	.360	.339	18
ST. LOUIS TOTALS		.000	5	5	0	0	0	0	0	0	0	0	0	0	0	1	1	0	0	.000	.000	0
MAJOR TOTALS		.138	17	29	2	4	0	0	0	0	0	0	0	1	0	8	1	2	1	.138	.167	0

* Led League

Note: Major League Uniform Numbers Worn: 67 (2022), 38 (2023), 63 (2023-present)

REGULAR SEASON FIELDING RECORD

Position	PCT	G	PO	A	E	TC	DP
Outfielder	1.000	14	18	0	0	18	0

CAREER TRANSACTIONS

- Selected by the Cincinnati Reds in the fourth round (109th overall) of the 2018 MLB Draft.
- Claimed off waivers by the St. Louis Cardinals from the Cincinnati Reds on September 2, 2023

**2023 SEASON HIGHS**

Most Hits: n/a
Most Runs: 1, 8/26 at Arizona w/ Cincinnati
Most 2Bs: n/a
Most HRs: n/a
Most RBI: n/a
Most BBs: 1, 8/23 at Los Angeles Angels w/ Cincinnati
Longest Hitting Streak: n/a

CAREER HIGHS

Most Hits: 2, 9/27/22 at Pittsburgh
Most Runs: 1, twice. Last: 8/26/23 at Arizona
Most 2Bs: n/a
Most HRs: n/a
Most RBI: n/a
Most BBs: 1, 8/23/23 at Los Angeles Angels
Longest Hitting Streak: 2 games, 10/2-10/4/22
Multi-HR Game: n/a
Pinch-Hit HR: n/a
Lead-Off HR: n/a
Extra Inning HR: n/a

CAREER NOTES

- Claimed off waivers from the Cincinnati Reds on September 2, 2023 and was assigned to Memphis (AAA).
- Debuted with St. Louis on 9/22/23 at San Diego and appeared in five games with the Cardinals.
- Has spent parts of two seasons in the Major Leagues, playing in 12 games combined with Cincinnati in 2022-23 before being claimed by St. Louis.
- Made his Major League debut on 9/22/22 vs. Milwaukee and registered his first hit on 9/27/22 at Pittsburgh, going 2-for-3 with both hits against RHP Mitch Keller.
- Named an MiLB.com Organization All-Star twice while in the Cincinnati system: 2019 with Dayton (A) and 2022 with Chattanooga (AA).
- Earned the Cincinnati Reds Community Service Award in 2019.
- Twice stole 45+ bases in a season, leading the Midwest League with 45 in 2019 for Dayton and the Southern League with a 49 in 2022 while playing for Chattanooga.
- Set career highs in nearly every offensive category in 2022 and ranked among Reds minor league leaders in stolen bases (52, 1st), runs scored (82, 2nd), triples (7, 2nd), walks (65, 3rd), hits (124, T3rd), total bases (199, 4th), extra-base hits (40, T8th) and RBI (55, 9th).
- Was twice rated as the best defensive outfielder in the Reds organization.
- In 2021, rated by *Baseball America* as the best athlete, best defensive outfielder and No. 10 prospect in the Cincinnati system.
- Ranked sixth among 2021 High-A Central players with 30 stolen bases.
- Played in 14 games for the Surprise Saguaros in the 2021 Arizona Fall League, hitting .300 with three doubles, one home run, six RBI, 10 stolen bases and a .901 OPS.

AWARDS & HONORS**MiLB.com Organization All-Star**

2019: Dayton (A)

2022: Chattanooga (AA)

Cincinnati Reds Community Service Award

2019: Dayton (A)

CAREER MILESTONES**Major League Debut**

September 22, 2022 vs. Milwaukee

First Major League HitSeptember 27, 2022 at Pittsburgh
(2nd inning, single, off Mitch Keller)**First Major League Stolen Base**

September 23, 2023 at San Diego

- Spent the 2020 season at the Reds' alternate training site as part of the club's 60-player pool Summer Camp roster.
- Was featured on ESPN's Top 10 Plays of the Day on 7/30/19 with a leaping/diving catch vs. Bowling Green.
- Spent time on the 7-day Injured List from May 8-13, 2019 while with Dayton.
- Led all Appalachian League outfielders with a 1.000 fielding percentage in 120 total chances for Greeneville (Rookie).



2023

- Opened the season with Louisville (AAA) rated as the No. 18 prospect and best defensive outfielder in the Cincinnati organization by *Baseball America*.
- Had multi-hit performances in seven of 10 games from 7/5-21 while with Louisville, hitting .500 (16-32) with six doubles, a triple, a home run, eight RBI 11 walks, 13 runs scored, four stolen bases and a 1.472 OPS during that stretch.
- Promoted to Cincinnati on 8/21 and saw time in three games with the Reds before being designated for assignment on 8/31.
- Claimed off waivers by St. Louis on 9/2 and played in 10 games with Memphis (AAA) before being promoted by the Cardinals on 9/22.
- Matched a season high with three hits in his second game with Memphis on 9/8 at Nashville, going 3-for-5 with a double, an RBI and three runs scored.
- Appeared in five games with the Cardinals, all as a reserve (CF-3, DH-2).
- Stole his first Major League base on 9/23 at San Diego as the back half of a double steal with Jordan Walker in the 11th inning after entering earlier in the inning as a pinch runner for Luken Baker.

BACKGROUND/PERSONAL

- Attended a leadership training program at the U.S. Military Academy at West Point after the 2018 season.
- Played on USA Baseball's gold medal team in 2017 at the 18U World Cup.
- Graduated from William Penn Charter School in Philadelphia, where he was named the 2017-18 Gatorade Pennsylvania Baseball Player of the Year.
- Originally selected by Cincinnati in the 4th round of the 2018 MLB Draft.
- Younger brother, Sammy, was selected by Pittsburgh with the 37th overall pick in the 2019 MLB Draft and is an outfielder in the Pirates organization.
- Resides in Glenside, Pennsylvania.



Outfielder Michael Siani in the Cardinals Spring Training opener against the Miami Marlins, February 24, 2024 at Roger Dean Chevrolet Stadium.



WADE STAUSS

81

HT: 6-2 WT: 220 B/T: L/R BIRTH DATE: April 4, 1999 ML SERVICE: 0.000

(like house)

FULL NAME: Wade Garrett Stauss

BORN: Wildwood, Missouri

OPENING DAY AGE: 24 (Turns 25 on April 4)

BECAME A CARDINAL: Signed as a non-drafted minor league free agent, July 22, 2021

CONTRACT STATUS: Signed through 2024

CATCHER (NON-ROSTER)

COMPLETE RECORD

Year	Team	AVG	G	AB	R	H	2B	3B	HR	RBI	SH	SF	HBP	BB	IBB	SO	SB	CS	GDP	SLG	OBP	E
2021	Palm Beach	.143	15	42	2	6	2	0	1	4	0	1	2	6	0	26	0	0	2	.262	.275	1
2022	Peoria	.203	25	64	11	13	2	0	2	5	2	0	7	11	0	28	1	1	0	.328	.378	2
	Palm Beach	.195	29	87	4	17	2	0	1	5	2	0	9	10	0	45	0	0	0	.253	.340	2
2023	Springfield	.184	28	76	10	14	3	0	1	8	0	1	6	8	0	36	0	0	1	.263	.308	0
	Peoria	.500	1	4	1	2	0	0	0	0	0	0	0	0	0	0	0	0	0	.500	.500	0
MINOR TOTALS		.190	98	273	28	52	9	0	5	22	4	2	24	35	0	135	1	1	3	.278	.332	5

CAREER NOTES

- Invited to Major League Spring Training for the second straight season after being signed as a non-drafted free agent out of college.
- Has thrown out 21.2% (21 CS/99 SB ATT) of attempted base stealers in his minor league career.
- Posted his first career multi-home run game compiling a career-high four RBI at Quad Cities (6/28/22).
- Named 2021 Ohio Valley Conference Tournament MVP, the first by a Redhawks player since current Mets pitcher Joey Lucchesi.

2023

- Split the season between Peoria (A) and Springfield (AA) appearing in 29 games with 14 at catcher.
- Hit safely in 6-of-7 games from June 3-July 14 (.412, 7-17).
- Threw out 42.9% (6 CS/14 SB ATT) of attempted base stealers after entering the season at 18% in his first two professional seasons.
- Threw out two attempted base stealers vs. San Antonio (8/11) in Game 2 of a doubleheader.
- Followed the San Antonio game allowing five successful stolen bases, a career-high allowed and moved his caught stealing percentage from 67% to 43%.
- Had only one passed ball in 93.2 innings caught.

AWARDS & HONORS

Ohio Valley Conference Tournament MVP
2021: Southeast Missouri State University

BACKGROUND/PERSONAL

- Graduated from Lafayette (MO) High School in the St. Louis suburb of Wildwood, Missouri, the same school that produced 2011 World Series MVP David Freese and 2006 National League MVP Ryan Howard.
- Played four years of college baseball at Southeast Missouri State University, which produced former Cardinals outfielder and current pro scout, Kerry Robinson.
- Hit a team-high 14 home runs for SEMO in 2021.
- Was named the 2021 Ohio Valley Conference Tournament MVP after batting .400 (6-15) with three home runs, two doubles and six RBI leading the Redhawks to their 4th OVC title and automatic NCAA Regional berth to Oxford, Miss.
- Played in two summer collegiate leagues, first with DeLand in the 2018 Florida Collegiate Summer League and with Madison in the 2019 Northwoods League.
- Appeared in only 11 games his sophomore season after a concussion.
- His younger brother, Ty, is a senior utility player on the Southeast Missouri State baseball team.
- Resides in Chesterfield, Missouri.



CONNOR THOMAS

76

HT: 56-0 WT: 195 B/T: L/L BIRTH DATE: May 29, 1998 ML SERVICE: 0.000

FULL NAME: Sidney Connor Thomas

BORN: Tifton, Georgia

OPENING DAY AGE: 25 (Turns 26 on May 29)

BECAME A CARDINAL: Selected in the fifth round (155th overall) of the June, 2019 First-Year Player Draft

CONTRACT STATUS: Signed through 2024

PITCHER (NON-ROSTER)

COMPLETE RECORD

Year Team	W-L	ERA	G	GS	CG	GF	SHO	SV	IP	H	R	ER	HR	HBP	BB	IBB	SO	WP	BK	BA
2019 Peoria	2-1	3.62	10	2	0	1	0	1	27.1	25	12	11	2	0	9	0	19	2	0	.248
State College	2-0	4.02	5	2	0	0	0	0	15.2	17	9	7	0	1	1	0	17	0	0	.255
2020	DID NOT PLAY - NO MILB SEASON																			
2021 Memphis	6-4	3.10	22	14	+2	1	0	1	101.2	108	51	35	11	3	30	0	92	3	2	.269
Springfield	0-2	4.87	4	4	0	0	0	0	20.1	26	13	11	5	3	3	0	24	0	0	.321
2022 Memphis	6-12	5.47	28	25	1	1	+1	0	135.0	172	92	82	16	10	40	0	110	3	1	.307
2023 Memphis	5-4	5.53	21	17	0	1	0	1	94.1	134	64	58	10	3	31	0	69	0	0	.335
MINOR TOTALS	21-23	4.66	90	64	3	4	1	3	394.1	482	241	204	44	20	114	0	331	8	3	.300

+ Tied for League Lead

CAREER NOTES

- Recognized as the 2022 Arizona Fall League Pitcher of the Year and All-Star.
- Was the first Cardinal to earn the AFL Pitcher of the Year honor since Alan Benes in 1995.
- Led the Arizona Fall League in strikeouts (34) and groundout/fly out ratio (3.30); ranked among the leaders in ERA (1.75, 5th), innings pitched (25.2, 2nd), starts (6, T-2nd), WHIP (1.05, 10th), and groundball double plays induced (3, T-3rd).
- Struck out 34 of 105 batters faced in the AFL.
- Advised by former Cardinals pitching coach Mike Maddux to begin throwing a cutter in 2022 Spring Training. Credits Cardinals Pitching Coordinator Jason Isringhausen on his development and finishing touches of his cutter, which he began throwing in the AFL.
- Pitched the entire 2022 season in Memphis (AAA), posting career-high marks in appearances (28), starts (25) and innings pitched (135.0). Tied his career-high with six wins.
- Ranked among 2022 International League pitchers in ground out/fly out ratio (1.79, 3rd), groundball double plays induced (16, 5th), games started (25, T-4th), innings pitched (135.0, 6th) and losses (12, 2nd).
- Threw a 7.0-inning four-hit shutout with nine strikeouts vs. Indianapolis on 8/11/22 in the second game of a doubleheader for his third career complete game since the start of the 2021 season.
- Ascended to Triple-A Memphis in his third professional season despite missing the entire 2020 season due to COVID-19 protocols canceling the minor league season.
- Tied for the 2021 Triple-A East Division lead with two complete games, and had three combined in 2021-22.
- Made only four starts in his first season between Peoria (A) and State College (SS-A), then became a starting pitcher in 2021 where he made a combined 18 starts.
- Posted three career games with double-digit strikeout totals, punching out 11 in Minor League games in 2022 and 2021 and had 10 in an Arizona Fall League game in 2022 at Chase Field, the most in an AFL game since 2014.
- Ranked 2nd in all of Minor League Baseball with a 60.5 ground ball percentage in 2021 (min. 100 innings pitched).

AWARDS & HONORS

Arizona Fall League Pitcher of the Year
2022: Salt River

Arizona Fall League Pitcher of the Week
2022: Salt River - Oct. 16-22

Arizona Fall League All-Star
2022: Salt River

2023

- Was rated as the No. 19 prospect in the Cardinals organization by *Baseball America*.
- Made three Major League Spring Training appearances for the second consecutive season; went 0-0 with a 4.00 ERA (9.0 IP/4 ER) with eight strikeouts, one walk and one hit batter in his three starts.
- Finished the season ranked among Memphis pitchers in innings pitched (94.1, 2nd), wins (5, T2nd), games started (17, 3rd) and strikeouts (69, T7th).
- Won four straight starts with Memphis from 4/14-5/2 with a 3.20 ERA (25.1 IP/9 ER) in that span.
- Walked one batter in each of his first four starts of the season and allowed two walks or fewer in 18 of his 21 appearances, including 15 of his 17 starts.
- Was on the 7-day Injured List from 6/6-8/10 with left shoulder inflammation.
- Recorded his only save of the season on 8/16 vs. Norfolk when he pitched the final 4.0 innings of a 10-0 victory.

BACKGROUND/PERSONAL

- Graduated from Tift County (Ga.) High School.
- Played college baseball at Georgia Tech where he was a two-time All-Atlantic Coast Conference First Team honoree.
- Is the highest Cardinals draft pick from Georgia Tech since shortstop Tyler Greene in the 1st round (30th overall) in 2005.
- His first college pitching appearance was at a Major League Baseball stadium coming on in relief at Truist Park against Georgia (5/9/2017), before making a game appearance at Russ Chandler Stadium (Georgia Tech's home ballpark).
- Set the Georgia Tech school record with 1.55 walks/9 IP over his career (220.1 IP) and ranked 40th in NCAA Division I during his junior year. Did not walk more than two batters in any of his 16 starts in 2019.
- Became the first Georgia Tech left-handed pitcher since Buck Farmer to post back-to-back 100 strikeout seasons.
- National Pitcher of the Week for Collegiate Baseball and Perfect Game/Rawlings (4/30/2018).
- Led the ACC in shutouts (2) and ranked 4th in strikeouts and 5th in ERA during his junior season in 2019.
- Resides in Flowery Beach, Georgia with his wife, Brett, and their daughters Blakely (2/20/19) and Sydney (6/15/22).



**ZACK****THOMPSON****57**

HT: 6-2 WT: 215 B/T: L/L BIRTH DATE: October 28, 1997 ML SERVICE: 1.045

FULL NAME: Zachary David Thompson

BORN: Selma, Indiana

OPENING DAY AGE: 26

BECAME A CARDINAL: Selected in the first round (19th overall) of the 2019 MLB Draft

CONTRACT STATUS: Signed through 2024

MLB DEBUT: June 3, 2022 at Chicago Cubs

LEFT-HANDED PITCHER **COMPLETE RECORD**

Year Team	W-L	ERA	G	GS	CG	GF	SHO	SV	IP	H	R	ER	HR	HBP	BB	IBB	SO	WP	BK	BA
2019 Palm Beach	0-0	4.05	11	0	0	2	0	0	13.1	16	6	6	0	3	4	0	19	2	0	.302
GCL Cardinals	0-0	0.00	2	2	0	0	0	0	2.0	3	1	0	0	0	0	0	4	0	0	.300
2020	DID NOT PITCH -- ALTERNATE TRAINING SITE ONLY																			
2021 Memphis	2-10	7.06	22	19	0	2	0	2	93.0	114	76	73	18	6	57	0	82	8	0	.302
2022 Memphis	2-3	4.73	19	10	0	0	0	0	53.1	44	32	28	6	4	21	0	67	3	1	.219
ST. LOUIS	1-1	2.08	22	1	0	4	0	1	34.2	20	9	8	3	0	14	0	27	1	0	.164
2023 Memphis	1-4	8.65	11	9	0	0	0	0	34.1	42	34	33	5	3	39	0	41	1	1	.311
ST. LOUIS	5-7	4.48	25	9	0	1	0	0	66.1	69	35	33	8	2	25	0	72	3	0	.270
MINOR TOTALS	5-17	6.43	65	40	0	4	0	2	196.0	219	149	140	29	16	121	0	213	14	2	.282
MAJOR TOTALS	6-8	3.65	47	10	0	5	0	1	101.0	89	44	41	11	2	39	0	99	4	0	.235

Note: Major League Uniform Numbers Worn: 57 (2022-present)

WILD CARD SERIES RECORD

Year Team	W-L	ERA	G	GS	CG	GF	SHO	SV	IP	H	R	ER	HR	HBP	BB	IBB	SO	WP	BK	BA
2022 STL vs. PHI	ON POSTSEASON ROSTER -- DID NOT PITCH																			

REGULAR SEASON FIELDING RECORD

Position	PCT	G	PO	A	E	TC	DP
Pitcher	1.000	47	6	10	0	16	1

CAREER TRANSACTIONS

- Selected by the Tampa Bay Rays in the 11th round (330th overall) of the 2016 MLB Draft, but did not sign.
- Selected by the St. Louis Cardinals in the first round (19th overall) of the 2019 MLB Draft.

**2023 SEASON HIGHS**

Most IP (Starter): 7.0, 9/3 vs. Pittsburgh
Most IP (Relief): 4.0, 8/11 at Kansas City
Most Strikeouts (Starter): 8, 8/6 vs. Colorado
Most Strikeouts (Relief): 5, 8/11 at Kansas City
Most Walks (Starter): 4, 8/29 vs. San Diego
Most Walks (Relief): 2, 3x. Last: 7/22 at Chicago Cubs
Most Runs Allowed (Starter): 4, twice. Last: 9/20 vs. Milwaukee
Most Runs Allowed (Relief): 3, 7/22 at Chicago Cubs
Most ER Allowed (Starter): 4, twice. Last: 9/20 vs. Milwaukee
Most ER Allowed (Relief): 3, 7/22 at Chicago Cubs
Most Hits Allowed (Starter): 7, 9/3 vs. Pittsburgh
Most Hits Allowed (Relief): 4, 8/11 at Kansas City
Most HRs Allowed: 2, 9/20 vs. Milwaukee
Longest Winning Streak: 3 games, 8/23-9/9
Longest Losing Streak: 3 games, 7/22-8/18
Longest Scoreless Streak: 6.0 IP, 9/20-27
Pitches Thrown: 98, 9/9 at Cincinnati

CAREER HIGHS

Most IP (Starter): 7.0, 9/3/23 vs. Pittsburgh
Most IP (Relief): 4.0, twice. Last: 8/11/23 at Kansas City
Most Strikeouts (Starter): 8, 8/6/23 vs. Colorado
Most Strikeouts (Relief): 5, 8/11/23 at Kansas City
Most Walks (Starter): 4, 8/29/23 vs. San Diego
Most Walks (Relief): 2, 3x. Last: 7/22/23 at Chicago Cubs
Most Runs Allowed (Starter): 5, 6/13/22 vs. Pittsburgh
Most Runs Allowed (Relief): 3, 7/22/23 at Chicago Cubs
Most ER Allowed (Starter): 5, 6/13/22 vs. Pittsburgh
Most ER Allowed (Relief): 3, 7/22/23 at Chicago Cubs
Most Hits Allowed (Starter): 7, twice. Last: 9/3/23 vs. Pittsburgh
Most Hits Allowed (Relief): 4, 8/11/23 at Kansas City
Most HRs Allowed: 2, twice. Last: 9/20/23 vs. Milwaukee
Longest Winning Streak: 3 games, 8/23-9/9/23
Longest Losing Streak: 3 games, 7/22-8/18/23
Longest Scoreless Streak: 11.0 IP, 7/1-9/9/22
Pitches Thrown: 98, 9/9/23 at Cincinnati

CAREER NOTES

- First round selection in 2019 out of the University of Kentucky, was invited to Major League Spring Training each of his first three seasons as a non-roster invitee. Was on the 40-player roster in 2023 and made the Opening Day roster last season for the first time.
- Pitched the 2020 COVID-19 shortened season at the Alternate Training Site in Springfield, Mo., but was never called to the Majors.
- Made his Major League debut at the Chicago Cubs on June 3, 2022, and was added to the postseason roster for the Wild Card Series, but did not appear in either of the games vs. Philadelphia.
- Needs one strikeout for 100 career.
- Became the first Cardinal to wear uniform No. 57 since the death of pitcher Darryl Kile, 6/22/02, in Chicago, Ill.
- In his MLB debut, became the 8th pitcher in MLB history to qualify for a 4.0-inning save and first since Bob Stanley (4.0 IP) for Boston 4/16/77. The last Cardinal was Billy Muffett (4.0 IP) vs. Philadelphia on 8/3/1957.
- Pitched for the Glendale Desert Dogs in the 2021 Arizona Fall League. Went 3-0 with a 1.56 ERA (17.1 IP), one save, and 22 strikeouts in nine games.
- Ranked among AFL leaders in wins (T-2nd), ERA (3rd), strikeouts (7th), walks (15, T-4th) and was selected to pitch in the annual Fall Stars Game, allowing one run with one strikeout in one inning.
- Previously rated as having the "Best Curveball" in the Cardinals organization in 2021 by *Baseball America's* "Best Tools" survey.

AWARDS & HONORS

Arizona Fall League Rising Star
2021: Glendale Desert Dogs

CAREER MILESTONES

Major League Debut
June 3, 2022 at Chicago Cubs

First Major League Win
June 21, 2022 at Milwaukee

First Major League Strikeout
June 3, 2022 at Chicago Cubs
(7th inning, Christopher Morel, swinging)

First Major League Save
June 3, 2022 at Chicago Cubs

2023

- Opened the 2023 season on the Cardinals Opening Day roster and made 11 relief appearances in the opening month, tied for the most among Cardinals left-handed relievers.
- Started nine of his last 10 games of the season from August 6 and was 3-4 with a 4.38 ERA with 51 strikeouts over 49.1 innings pitched.
- Began the season with eight consecutive appearances without allowing an earned run, tied with Giovanny Gallegos for the longest streak by a Cardinal to start the 2023 season and longest by a Cardinal who started the season on the Opening Day roster since Alex Reyes with 15 in 2021.
- Ranked 5th among National League left-handed pitchers in strikeouts (51) from 8/6 to the end of the season trailing only Blake Snell (70), Justin Steele (70), David Peterson (59) and Jesús Luzardo (53).
- Led the Cardinals in strikeouts (51) and WHIP (1.30) after his return to the starting rotation on August 6 and was second on the staff in wins behind Dakota Hudson (4).
- Allowed only two extra base hits all season to left-handed batters (80 batters faced).
- Posted a career-high 7.0 innings pitched vs. PIT (9/3). Threw his most pitches a start later at CIN (9/9) with 98 in a 5.0-inning win.
- Struck out a career-high eight batters over 4.0 innings vs. COL (8/6) in a 1-0 loss. The eight strikeouts were tied for 3rd-most among Cardinals left-handed pitchers making their second career start (Marshall Bridges 9, 7/3/1959 & Luis Arroyo 9, 5/10/1955).
- Posted a team-best 3.13 ERA in the month of August among St. Louis starting pitchers.
- Between Memphis (AAA) and St. Louis, combined for a career-high 101 innings pitched, six wins and 113 strikeouts.

BACKGROUND/PERSONAL

- Graduated from Wapahani High School in Selma, Ind., the same high school as former Cardinals outfielder Jeremy Hazelbaker.
- Posted a 23-2 record with an 0.98 ERA (185.2 IP), going undefeated during his sophomore (13-0) and junior (6-0) seasons.
- Named Indiana All-State three consecutive years from his sophomore to senior seasons.
- Originally selected by Tampa Bay in the 11th round of the 2019 June, First-Year Player Draft, but did not sign to attend the University of Kentucky.
- Pitched three seasons for the Wildcats (2017-19), going 6-5 with a 3.20 ERA (196.2 IP) and 268 strikeouts.
- Was one of four players named "Zach" or "Zack" on the Kentucky roster in 2017. All four made it on a Major League roster (Zach Logue-OAK/DET; Zach Pop, MIA/TOR; Zach Reks-LAD/TEX)
- Was 6-1 with a 2.40 ERA and 130 strikeouts in 90.0 innings his junior season. Ranked 5th in NCAA Division I in strikeouts and 11th in strikeouts/9 IP (11.00).

**OPPONENT BATTING AVERAGE
2022 NATIONAL LEAGUE LEADERS**

NL Rank	Player	Team	(H-AB) BA
1.	Ryan Helsley	STL	(28-219) .128
2.	Alexis Diaz	CIN	(28-213) .131
3.	Yency Almonte	LAD	(18-120) .150
4.	Devin Williams	MIL	(31-205) .151
5.	Evan Phillips	LAD	(33-213) .155
6.	Edwin Diaz	NYM	(34-213) .160
7.	Daniel Bard	COL	(35-216) .162
8.	Zack Thompson	STL	(20-122) .164
9.	Tony Gonsolin	LAD	(79-458) .172
10.	Tyler Matzek	ATL	(26-150) .173
	David Robertson	CHI-PHI	(39-225) .173

*Minimum 130 Total Batters Faced

4.0+ INNING SAVE IN MLB DEBUT

Pitcher	Team	Opp	IP	Date (DH gm)
Keaton Winn	SF	STL	4.0	6/13/2023
Zack Thompson	STL	CHI	4.0	6/3/2022
Bob Stanley	BOS	CLE	4.0	4/16/1977
Joe Moeller	LAD	CIN	4.0	4/12/1962
Billy Muffett	STL	PHI	4.0	8/3/1957
Al Gettel	NYG	WSH	4.0	4/20/1945
Ralph Judd	WSH	PHA	4.0	10/2/1927
Claude Jonnard	NYG	PHI	4.0	10/1/1921 ⁽²⁾
Alex Lindstrom	PHA	BOS	4.0	10/3/1916 ⁽¹⁾

*Save did not become an official stat until 1969

- His 130 strikeouts during his junior season were the most by a left-handed pitcher in school history, breaking James Paxton's mark.
- Pitched for Brewster in the 2018 Cape Cod League. Was teammates with Michael Massey (KC), Reid Detmers (LAA), Bobby Miller (LAD), Chris Murphy (BOS) and Dominic Canzone (SEA).
- Pitched for the 2018 USA Baseball Collegiate National Team that went 12-3 overall in three series against Chinese Taipei, Japan and Cuba.
- 2019 Dick Howser Trophy Semi-Finalist, Golden Spikes Award Semi-Finalist, 2nd Team All-Southeastern Conference, 3rd Team All-American by *Baseball America* and *Rawlings/ABCA*.
- In 2019, became the 4th-highest draft pick and the 6th first round pick in Kentucky baseball history, joining Evan White (2017), Alex Meyer (2011), Joe Blanton (2002), Chad Green (1996) and Everett Murray (1975).
- Married his wife Gabby in October 2023 with a honeymoon in Italy. Gabby was a two-time First-Team SEC volleyball libero at the University of Kentucky and member of the 2020 National Champion squad. She is the daughter of former Atlanta Falcons linebacker Buddy Curry.
- Resides in Jupiter, Florida.



JORDAN WALKER

18

HT: 6-6 WT: 250 B/T: R/R BIRTH DATE: May 22, 2002 ML SERVICE: 0.149

FULL NAME: Jordan Alexander Walker

BORN: Stone Mountain, Georgia

OPENING DAY AGE: 21 (Turns 22 on May 22)

BECAME A CARDINAL: Selected in the first round (21st overall) of the 2020 MLB Draft

CONTRACT STATUS: Signed through 2024

MLB DEBUT: March 30, 2023 vs. Toronto

OUTFIELDER

COMPLETE RECORD

Year	Team	AVG	G	AB	R	H	2B	3B	HR	RBI	SH	SF	HBP	BB	IBB	SO	SB	CS	GDP	SLG	OBP	E	
2020		DID NOT PLAY - ALTERNATE TRAINING SITE ONLY																					
2021	Palm Beach	.374	27	99	24	37	11	1	6	21	0	2	3	18	0	21	1	0	1	.687	.475	6	
	Peoria	.292	55	226	39	66	14	3	8	27	0	0	3	15	1	66	13	2	2	.487	.344	16	
2022	Springfield	.306	119	461	*100	141	31	3	19	68	0	8	9	58	1	116	22	5	10	.510	.388	19	
2023	Memphis	.239	29	113	14	27	6	0	4	16	0	2	4	16	0	32	4	0	2	.398	.348	0	
	ST. LOUIS	.276	117	420	51	116	19	2	16	51	0	2	6	37	0	104	7	4	9	.445	.342	5	
MINOR TOTALS		.301	230	899	177	271	62	7	37	132	0	12	19	107	2	235	40	7	15	.509	.383	41	
MAJOR TOTALS		.276	117	420	51	116	19	2	16	51	0	2	6	37	0	104	7	4	9	.445	.342	5	

* Led League

Note: Major League Uniform Numbers Worn: 18 (2023-present)

REGULAR SEASON FIELDING RECORD

Position	PCT	G	PO	A	E	TC	DP
Outfield	.975	110	188	8	5	201	0



Right fielder Jordan Walker makes a diving catch to earn Major League Baseball's Electric Play of the Week, July 15, 2023 at Busch Stadium.

CAREER NOTES

- Became the first player born in the year 2002 to debut in Major League Baseball, making the 2023 Opening Day roster at age 20.312 as the youngest player in the league.
- Hit 16 home runs as a rookie during his age 21 season, ranking 3rd in franchise history behind Albert Pujols (37 in 2001) and Joe Medwick (18 in 1933).
- Joined 23-year-old Nolan Gorman (27 HR) as the first Cardinals duo age 23 or younger to both hit at 15 or more home runs in a season (since 1900).
- At age 21.072 on Aug. 2, 2023 vs. Minnesota, became the 3rd-youngest in franchise history to reach double-digit career homers behind Curt Flood (20.209 on Aug. 15, 1958) and Rogers Hornsby (21.018 on May 15, 1917).
- Two-time Cardinals Minor League Co-Player of the year: 2022 with Moisés Gómez and 2021 with Juan Yepez.
- Led the 2022 Texas League and established a new Springfield (AA) single-season record with 100 runs scored, most by a Cardinals minor leaguer since Pablo Ozuna (122) and Stubby Clapp (113) in 1998.
- Made defensive transition from third base to the outfield during the second half of the 2022 season.
- Was one of four top MLB prospects (Jack Leiter, Grayson Rodriguez, and Anthony Volpe) to participate in the 2022 Minor League Baseball "Road to the Show Ambassadors series," giving fans a behind-the-scenes look at top prospects on and off the field during the season.
- Featured on the cover of *Baseball America's* 2022 National League Central prospect issue with the headline "Heir Jordan".
- Homered on the first pitch of his professional career, as a member of Palm Beach (A) off Christian Roa of the Daytona Tortugas on 5/4/21 at Roger Dean Chevrolet Stadium.

2023 Hitting Streaks

- Was the only Major Leaguer during the season to compile three separate hitting streaks of 12+ games (12, 17, 12),
- Was one of eight Major Leaguers (only rookie) with 3+ different double-digit hit streaks.
- Became the 5th Cardinals rookie (since 1900) with three different double-digit hit streaks in the same season, joining Albert Pujols (3 in 2001); Bake McBride (4 in 1975); Johnny Mize (3 in 1936); and Pug Bennett (3 in 1906).
- Joined Albert Pujols (3 in 2001) & Rogers Hornsby (2 in 1916) as the 3rd Cardinal age 21 or younger with multiple double-digit game hit streaks in the same season.
- Recorded a 17-game hitting streak from June 6-29, 2023, tied for MLB's 7th-longest during the season and was the 2nd-longest by a rookie behind Kansas City's Maikel Garcia (18).
- Walker's 17-game hitting streak also tied Albert Pujols (2001) for the 2nd-longest by a Cardinals rookie behind only Joe McEwing (25).
- Began career with hits in each of his first 12 career games (March 30-April 12, 2023), establishing a Cardinals rookie record to begin any career and tying the Major League record for longest to start a career by a player age 20 or younger with Eddie Murphy (Philadelphia Athletics) in 1912.
- Walker was one of 15 Cardinals (since 1900) with three separate hitting streaks of 12+ games in the same season.

CAREER MILESTONES

Major League Debut
March 30, 2023 vs. Toronto

First Major League Hit
March 30, 2023 vs. Toronto
(2nd inning, single, off Alek Manoah)

First Major League Home Run
April 5, 2023 vs. Atlanta
(7th inning, solo, off Michael Tonkin)

First Major League Stolen Base
April 1, 2023 vs. Toronto

2023 & CAREER HIGHS

Most Hits: 4, 8/30 vs. San Diego
Most Runs: 3, three times. Last: 9/30 vs. Cincinnati
Most 2Bs: 2, 9/30 vs. Cincinnati
Most 3Bs: 1, twice. Last: 9/22 at San Diego
Most HRs: 1, 16 times. Last: 9/17 vs. Philadelphia
Most RBI: 3, twice. 8/30 vs. San Diego
Most BBs: 2, five times. Last: 9/21 vs. Milwaukee
Most SBs: 1, seven times. Last: 9/23 at San Diego
Longest Hitting Streak: 17 games, 6/6-6/29
Multi-HR Games: n/a
Lead-Off HR: n/a
Pinch-Hit HR: n/a
Grand Slams: n/a
Game-Ending HR: n/a
Extra-Inning HR: n/a

CARDINALS ROOKIES WITH THREE OR MORE 10+ GAME HIT STREAKS IN THE SAME SEASON

Cardinal	Hit Streaks	Dates
Jordan Walker Age: 20-21	12	Mar. 30-Apr. 12, 2023
	17	June 6-29, 2023
	12	Sept. 15-27, 2023
Albert Pujols Age: 21	13	April 6-20, 2001
	17	July 31-Aug. 16, 2001
	13	Aug. 23-Sept. 5, 2001
Bake McBride Age: 25	12	April 19-May 5, 1974
	12	June 21-July 6, 1974
	10	July 18-29, 1974
	10	Aug. 18-29, 1974
Johnny Mize Age: 23	11	May 14-25, 1936
	14	July 14-31, 1936
	22	Aug. 2-24, 1936
Pug Bennett Age: 32	12	May 20-31, 1906
	10	July 10-19, 1906
	14	Sept. 15-28, 1906

**CARDINALS WITH THREE OR MORE HIT STREAKS OF 12+ GAMES IN SAME SEASON**

Cardinal	Season(s)
Jordan Walker	2023
Albert Pujols	2001
Garry Templeton	1979
Lou Brock	1967, 1969
Ken Boyer	1959
Wally Moon	1957
Stan Musial	1943, 1952, 1953
Enos Slaughter	1948
Terry Moore	1941
Joe Medwick	1936, 1938, 1939
Chick Hafey	1929, 1931
Frankie Frisch	1930
Jim Bottomley	1925
Rogers Hornsby	1920, 1922
Patsy Donovan	1900

CARDINALS ROOKIES IN AGE 21 SEASON

Cardinals Rank	Home Runs	Season
1. Albert Pujols	37	2001
2. Joe Medwick	18	1933
3. Jordan Walker	16	2023

Cardinals Rank	Slugging Pct.	Season
1. Albert Pujols	.610	2001
2. Stan Musial	.490	1942
3. Jordan Walker	.445	2023

Cardinals Rank	Batting Avg.	Season
1. Albert Pujols	.329	2001
2. Stan Musial	.315	1942
3. Jordan Walker	.276	2023

Cardinals Rank	OBP	Season
1. Albert Pujols	.403	2001
2. Stan Musial	.397	1942
3. Jordan Walker	.342	2023

Cardinals Rank	OPS	Season
1. Albert Pujols	1.013	2001
2. Stan Musial	.888	1942
3. Jordan Walker	.787	2023

Cardinals Rank	Extra-Base Hits	Season
1. Albert Pujols	88	2001
2. Stan Musial	52	1942
3. Jordan Walker	37	2023

CAREER HOME RUNS BY A CARDINAL BEFORE TURNING AGE 22

Cardinals Rank	Home Runs	Season(s)
1. Albert Pujols	37	2001
2. Joe Medwick	20	1932-33
3. Curt Flood	17	1958-59
4. Jordan Walker	16	2023
5. Rogers Hornsby	14	1915-18
6. Stan Musial	11	1941-42

2023

- Became the first player born in the year 2002 to debut in Major League Baseball, making the 2023 Opening Day roster at age 20.312 as the youngest player in the league.
- Joined 23-year-old Nolan Gorman (27 HR) as the first Cardinals duo age 23 or younger to both hit at 15 or more home runs in a season (since 1900).
- Among Cardinals in their age 21 seasons, his 16 home runs ranked 3rd in franchise history behind Albert Pujols (37 in 2001) and Joe Medwick (18 in 1933). Only Pujols (37), Medwick (20), and Curt Flood (17) have hit more homers before turning age 22.
- Was the only Major Leaguer during the season to compile three separate hitting streaks of 12+ games (12, 17, 12), and one of eight Major Leaguers (only rookie) with 3+ different double-digit hit streaks.
- Joined Albert Pujols (3 in 2001) & Rogers Hornsby (2 in 1916) as the 3rd Cardinal age 21 or younger with multiple 10+ game hit streaks in the same season.
- Became the 5th Cardinals rookie (since 1900) with three different double-digit hit streaks in the same season, joining Albert Pujols (3 in 2001); Bake McBride (4 in 1975); Johnny Mize (3 in 1936); and Pug Bennett (3 in 1906).
- Was one of 15 Cardinals (since 1900) with three separate hitting streaks of 12+ games in the same season.
- Began career with hits in each of his first 12 career games (March 30-April 12), establishing a Cardinals rookie record to begin any career and tying the Major League record for longest to start a career by a player age 20 or younger with Eddie Murphy (Philadelphia Athletics) in 1912.
- His 17-game hitting streak tied for MLB's 7th-longest during the season was the 2nd-longest by a rookie behind Kansas City's Maikel Garcia (18).
- Walker's 17-game hitting streak also tied Albert Pujols (2001) for the 2nd-longest by a Cardinals rookie behind only Joe McEwing (25).
- Batted .310 (70-226) in 62 games at home and .237 (46-194) in 55 games on the road.
- His first 25 career hits came off 25 different pitchers. Recorded his second hit off Ben Lively (6/9).
- Compiled 116 career hits off 97 different pitchers, with multiple hits against 20-of-21 opponents (0-for-7 vs. KC).
- Recorded a hit in 85 of 116 games with a plate appearance, including 26 multi-hit games.
- Batted .343 (12-35) in the 9th inning, 6th-best in MLB (min. 40 plate appearances).
- Was the 4th-youngest (born 5/22/2002) to appear in MLB to Atlanta's AJ Smith-Shawver (11/20/2002), Miami's Eury Pérez (4/15/2003), and Arizona's Jordan Lawler (7/17/2002).
- At age 20.312 on Opening Day (March 30), Walker became the youngest Cardinal to make his MLB debut since LHP Rick Ankiel (20.035 on Aug. 23, 1999) and the youngest position player since OF David Green (20.274 on Sept. 4, 1981).
- Singled in first career MLB plate appearance off Toronto's Alek Manoah (3/30). Became the 6th Cardinal in the Live Ball Era (1920) to have a hit in their first career plate appearance in the Cardinals Opening Game, and first as a starter since Wally Moon in 1954 (3rd starter all-time Cardinals history).



- At age 20.312, was the 24th youngest in MLB history to record a hit in his MLB debut and the youngest American-born player since Bryce Harper (20.312 on Aug. 24, 2013 at Kansas City) to record a hit.
- Walker's debut was the 8th in franchise history for a Cardinal age 20 or younger appearing on Opening Day and first since LHP Steve Carlton (20.111 on April 12, 1965); SS Howard Freigau (20.259 on April 17, 1923) was the previous position player before Walker.
- Optioned to Memphis (AAA) on April 26, and batted .239 (27-113) with four home runs and 16 RBI in 29 games.
- Recalled from Memphis on June 2, and ended his season in St. Louis hitting .277/.346/.455 (96-347) in final 97 games.
- Ranked among June NL leaders in batting average (.338, 24-71) and on-base pct. (.427, 8th).
- Singled off Justin Steele on June 24 at London Stadium in England, recording the Cardinals first-ever hit outside of North America.
- Homered in his Wrigley Field debut on July 20. Became the 7th-youngest Cardinal (age 21.059) to homer and youngest since Ted Simmons (age 21.038) on Sept. 16, 1970. Became the youngest Cardinal to go yard in Wrigley Field debut and the 7th-youngest opponent all-time in Wrigley Field history to do so.
- Hit his 10th career home run on Aug. 2 vs. Minnesota, becoming the 3rd-youngest (age 21.072) in franchise history to reach double-digit career homers behind Curt Flood (age 20.209 on 8/15/1958) and Rogers Hornsby (age 21.018 on 5/15/1917).
- Went 4-for-4 on Aug. 30 vs. San Diego at age 21.100, becoming the youngest Cardinal with a 4-hit game since Ken Reitz in 1972.
- Led the Cardinals with 31 hits in the month of September/October, joining Tommy Edman (36 in 2019) and Albert Pujols (32 in 2001) as only the 3rd Cardinals rookie to collect 31+ hits in Sept./Oct. since 2000
- After Sept. 1, ranked among NL rookies in batting (.304, 6th), hits (31, 3rd), home runs (4, T-6th), RBI (12, T-8th), OBP (.363, 7th), slugging (.490, 6th), OPS (.853, 6th), extra-base hits (10, T-4th) & total bases (50, 4th).
- Recorded multiple hits and homered in three straight games (Sept. 3-6), becoming the first Cardinal under age 22 or younger to do so since Albert Pujols in 2001.
- With single on Sept. 16, became the 4th-youngest Cardinal (age 21.117) to reach 100 career hits behind Rogers Hornsby, Frank Snyder, & Garry Templeton.
- Averaged team-leading 93.8 mph on his outfield throws, 3rd-best among MLB outfielders behind Colorado's Brenton Doyle (96.1) and Atlanta's Ronald Acuña Jr. (95.7).
- His eight outfield assists were the most by Cardinals rookie since Dylan Carlson (8 in 2021) and Harrison Bader (8 in 2018).
- Earned MLB's Electric Play of the Week for his diving catch in the 8th inning on July 15 vs. Washington.

AWARDS & HONORS

St. Louis BBWAA Chapter Rookie of Year
2023

Major League Baseball Play of the Week
2023: St. Louis (July 10-16)

Cardinals Minor League Co-Player of the Year
2022: Springfield (AA) - with Moisés Gómez
2021: Palm Beach (A) & Peoria (High-A)
-with Juan Yezpez

Arizona Fall League Rising Star
2022: Salt River Rafters

All-Arizona Fall League Team - OF
2022: Salt River Rafters

SiriusXM All-Star Futures Game
2022: National League

**Minor League Baseball
Top MLB Prospect - Texas League**
2022: Springfield (AA)

Texas League Post-Season All-Star
2022: Springfield (AA)

**Baseball America Cardinals
Minor League Player Of The Year**
2022: Springfield

**Baseball America
Best Batting Prospect - Texas League**
2022: Springfield (AA)

MiLB.com Organization All-Star - Third Base
2021: Palm Beach (A) & Peoria (High-A)

Cardinals Minor League Player of the Month
2021: Palm Beach (A) - June

Low-A Southeast Player of the Week
2021: Palm Beach (A) - June 14-20
2021: Palm Beach (A) - May 10-16

Gatorade Player of the Year - Georgia
2020: Decatur High School
2019: Decatur High School



BACKGROUND/PERSONAL

- His mother, Katrina, is co-chair of the English department at Decatur (Ga.) High School where Jordan earned a 3.98 GPA and membership in the National Honor Society.
- His mother, graduated cum laude from Harvard with a degree in East Asian studies. She also earned her master's degree in business economics at Washington University in St. Louis in 1995 and her master's in teaching at Emory University in Atlanta.
- His father, Derek, graduated from MIT.
- Batted .519 with 17 HR and 43 RBI as a junior in high school in 2019 and .457 with 4 HR and a 1.555 OPS during a 16-game COVID-19 shortened season in 2020.
- Named 2019 & 2020 Georgia Gatorade High School Player of the Year.
- 2019 Georgia Region 6-A Offensive Player of the Year.
- 2019 DeKalb County Player of the Year.
- Signed his letter of intent to play college baseball at Duke University.
- Hobbies include playing basketball and video games.
- Played piano for 10-11 years while growing up.
- Considers the number 2 as his lucky number. Was born on May 22, 2002 in Room 202 at 2:02 pm in Atlanta, Ga.
- Is a product of MLB/USA Baseball's invite-only annual diversity development pipeline program, notably the 2019 Breakthrough Series, 2019 DREAM Series, and 2019 High School Home Run Derby. Was one of 80 High School players chosen.
- Named Player of the Game at the 2019 MLB High School All-Star Game at Progressive Field in Cleveland.
- Signing scout was Charles Peterson.
- Previously was rated as the Cardinals top prospect by *Baseball America* for two straight seasons (2021-22).
- Played the 2023 season rated as the No. 4 overall prospect across Major League Baseball by *Baseball America*. Was the highest-rated position player in the Cardinals organization since Oscar Taveras (No. 1 in 2014).
- Named St. Louis BBWAA Chapter Jack Herman/Joe Ostermeier Rookie of the Year award winner in 2023.
- Resides in Stone Mountain, Georgia.



Jordan Walker hits his 16th home run of his rookie season, a solo shot off Philadelphia's Seranthony Domínguez, Sept. 17, 2023 at Busch Stadium.



MASYN WINN

0

HT: 5-10 WT: 180 B/T: R/R BIRTH DATE: March 21, 2002 ML SERVICE: 0.045

FULL NAME: Masyn Blaze Winn

BORN: Katy, Texas

OPENING DAY AGE: 22

BECAME A CARDINAL: Selected in the 2nd round (54th overall) in the 2020 MLB Draft

CONTRACT STATUS: Signed through 2024

MLB DEBUT: August 18, 2023 vs. New York Mets

SHORTSTOP

COMPLETE BATTING RECORD

Year	Team	AVG	G	AB	R	H	2B	3B	HR	RBI	SH	SF	HBP	BB	IBB	SO	SB	CS	GDP	SLG	OBP	E
2020	DID NOT PLAY - ALTERNATE TRAINING SITE ONLY																					
2021	Palm Beach	.262	61	237	50	62	15	3	3	34	0	4	3	40	0	60	16	2	1	.388	.370	18
	Peoria	.210	37	148	26	31	4	2	2	10	0	0	0	6	0	40	16	3	1	.304	.240	6
2022	Peoria	.349	33	129	22	45	11	7	1	15	1	3	1	13	0	29	15	0	0	.566	.404	8
	Springfield	.258	86	345	69	89	25	1	11	48	2	5	1	50	0	86	28	5	2	.432	.349	6
2023	Memphis	.288	105	445	99	128	15	7	18	61	0	2	7	44	0	83	17	2	8	.474	.359	8
	ST. LOUIS	.172	37	122	8	21	2	0	2	12	2	3	0	10	0	26	2	1	1	.238	.230	3
MINOR TOTALS		.272	322	1304	266	355	70	20	35	168	3	14	12	153	0	298	92	12	12	.437	.351	46
MAJOR TOTALS		.172	37	122	8	21	2	0	2	12	2	3	0	10	0	26	2	1	1	.238	.230	3

Note: Major League Uniform numbers Worn: 0 (2023-present)

COMPLETE PITCHING RECORD

Year	Team	W-L	ERA	G	GS	CG	GF	SHO	SV	IP	H	R	ER	HR	HBP	BB	IBB	SO	WP	BK	BA	
2020	DID NOT PITCH - ALTERNATE TRAINING SITE ONLY																					
2021	Peoria	0-0	0.00	1	0	0	0	0	0	1.0	0	0	0	0	0	0	0	1	0	0	.000	
MINOR TOTALS		0-0	0.00	1	0	0	0	0	0	1.0	0	0	0	0	0	0	0	1	0	0	.000	

REGULAR SEASON FIELDING RECORD

Position	PCT	G	PO	A	E	TC	DP
Shortstop	.980	37	54	90	3	147	25

**CAREER NOTES**

- Made his Major League debut in 2023 and retains his rookie eligibility for the 2024 season.
- Enters 2024 ranked by *Baseball America* as the No. 1 prospect in the Cardinals organization (No. 39 overall in the Top 100). Previously listed as the No. 48 overall prospect.
- Originally selected by St. Louis in 2020 as a two-way player. Pitched one inning at the end of the 2021 season before making the full transition to shortstop in 2022.
- The first four Cardinals selections in the 2020 MLB Draft included Jordan Walker (No. 21 overall), Masyn Winn (54), Tink HENCE (63), and Alec Burleson (70).
- Winn requested to wear uniform No. 0 in order to be as close as possible to Ozzie Smith's retired #1.
- Is the 3rd Cardinals player in history to wear uniform No. 0, joining outfielders Kerry Robinson (2002-03) and Austin Dean (2020-21).
- He is not related to former Major League all-star outfielder/Cardinal Randy Winn (2010).
- Led 2023 Cardinals minor leaguers in runs scored (99), which established a new Memphis (AAA) single-season record since affiliating with the Cardinals in 1998.
- Voted as the Top MLB prospect in the 2023 International League (AAA) by league managers. Previous recipients have included Gunnar Henderson (2022) and Bobby Witt Jr. (2021).

Best Infield Arm Tools & Ratings

- Has received an elite 80-grade arm tool by *Baseball America* each of the last three seasons (2022-24), and since 2018, is the only Top 100 prospect across all of Major League Baseball to boast an 80-grade arm tool.
- Only 18 MLB prospects in 2024 received an 80-Grade for hitting, power, speed, defense, arm strength, or pitching.
- Since *Baseball America* began assigning full 20-to-80 tool grades for prospects (2018-present), Winn is the only shortstop in publication history to receive an 80-grade arm tool.
- Prior to Winn, the last prospects *Baseball America* assigned 80-grade arms were to catcher Francisco Mejía (2017-18) and third baseman Matt Chapman (2017).
- The previous two minor league shortstops to receive 70-grade arm tools were Carlos Correa and Oneil Cruz.
- Recognized as the Cardinals "Best Infield Arm" for the 4th straight season (2021-24), and was rated "Best Infield Arm" in the 2022 Texas League, 2022 Midwest League, & 2021 Florida State League by league managers.
- Averaged 92.4 mph on 208 big league throws in 2023, 3rd-fastest among MLB infielders to Casey Schmitt (92.5) and Elly De La Cruz (96.0). Maxed at 98.4 mph (6th-fastest among MLB infielders).
- Unleashed a 100.5 mph throw from shortstop at the 2022 SiriusXM All-Star Futures Game, breaking the record for the hardest infield throw since *Statcast* began tracking in 2015.

2023 & CAREER HIGHS

Most Hits: 2, 3x. Last: 9/29/23 vs. Cincinnati
Most Runs: 2, 8/29/23 vs. San Diego
Most 2Bs: 1, twice. Last: 8/30/23 vs. San Diego
Most HRs: 1, twice. Last: 9/22/23 at San Diego
Most RBIs: 2, twice. Last: 9/30/23 vs. Cincinnati
Most BBs: 2, 9/15/23 vs. Philadelphia
Most SBs: 1, twice. Last: 9/9/23 at Cincinnati
Longest Hitting Streak: 3 games, twice. Last: 9/16-9/19/23
Multi-HR Games: n/a
Lead-Off HR: n/a
Pinch-Hit HR: n/a
Grand Slams: n/a
Extra-Inning HR: n/a
Game-Ending HR: n/a

AWARDS & HONORS

International League Top MLB Prospect
 2023: Memphis (AAA)

**Cardinals Baseball America
 Minor League Player of the Year**
 2023: Memphis (AAA)

Cardinals Minor League Player of the Month
 2023: Memphis (AAA) - July

International League Player of the Month
 2023: Memphis (AAA) - July

Arizona Fall League Rising Star
 2022: Salt River Rafters

SiriusXM All-Star Futures Game
 2022: National League

MiLB.com Organizational All-Star - SS
 2023: Memphis (AAA)
 2022: Peoria (High-A)/Springfield (AA)

Cardinals Minor League Player of the Month
 2021: Palm Beach (A) - June

Low-A Southeast Player of the Week
 2021: Palm Beach (A) - June 7-13

2023

- Began the season in Memphis (AAA) as the youngest player in Triple-A baseball (age 21-020), and played in 105 games before being selected to the Major League roster on August 18 and making his MLB debut.
- Entered the season ranked by *Baseball America* as the No. 3 prospect (No. 48 overall in the Top 100), “Best Athlete,” “Fastest Baserunner,” and “Best Infield Arm” in the Cardinals organization.
- Finished tied for 3rd in the International League in triples (7) and 4th in runs scored (99).
- His 99 runs scored established a new Memphis (AAA) single-season record since affiliating with the Cardinals in 1998.
- Led Cardinals minor leaguers in runs scored and ranked among organizational leaders, hits (128, 5th), triples (2nd), home runs (18, 4th), batting average (.288, 9th), slugging pct. (.474, 6th), and OPS (.834, 8th).
- Was 17-for-19 in stolen base attempts for an 89.5% stolen base success rate.
- Posted four double-digit hitting streaks, topping out at 16 games from May 23-June 9 (.320, 24-75).
- Tallied 13 games with at least three knocks, including a pair of four-hit efforts.
- Recognized as the Cardinal Minor League Player of the Month for July. Slashed .359/.427/.750 (33-92) while leading all qualified Cardinals minor leaguers in hits (33), OPS (1.177), home runs (8), RBI (26), runs scored (26), extra-base hits (18), and total bases (69).
- Batted .333/.398/.634 (61-183) with a 1.032 OPS in his final 45 games after the All-Star break.
- Sported a .983 fielding percentage across 102 Triple-A games between shortstop (76 g) and second base (26 g).
- At the time of his promotion, led Minor League baseball in runs scored and ranked among Triple-A leaders in hits (128, T-2nd), total bases (128, T-6th), and triples (7, T-2nd).
- Had his contract selected on Aug. 18 and made his MLB debut that night at Busch Stadium against the Mets.
- Became the youngest Cardinal to make his MLB debut at starting shortstop since Garry Templeton (age 20-138) on Aug. 9, 1976 vs. Houston at Busch Stadium II.
- Winn also was the first Cardinal to make an MLB debut at starting shortstop since Aledmys Diaz (April 5, 2016 at Pittsburgh), but first to do so in front of the St. Louis home crowd in the last 47 seasons since Templeton (Aug. 9, 1976).
- Became the 4th-youngest Cardinals shortstop with a hit in his MLB debut, reaching base with an infield single vs. the New York Mets (Aug. 18) off Joey Lucchesi. Unaware of the significance, Pete Alonso unknowingly tossed Winn's first-hit ball into the stands, but it was later recovered.
- Became the 11th starting MLB shortstop age 21-150 or younger since 2000 to record a hit in his MLB debut and the 4th-youngest Cardinals starting shortstop to do so behind Garry Templeton (20-138) on Aug. 9, 1976, Creepy Crespi (20.210) on Sept. 14, 1938, and Tommy Thevenow (20.364) on Sept. 4, 1924.

CAREER MILESTONES

Major League Debut

August 18, 2023 vs. New York Mets

First Major League HitAugust 18, 2023 vs. New York Mets
(5th inning, infield single, off Joey Lucchesi)**First Major League Home Run**September 6, 2023 at Atlanta
(6th inning, solo, off Darius Vines)**First Major League Stolen Base**

August 23, 2023 at Pittsburgh

- All three of his multi-hit games came at Busch Stadium. Hit .224 (13-58) at home.
- Both home runs were hit on the road (Sept. 6 at Atlanta and Sept. 22 at San Diego).
- Belted his first homer at Atlanta off Darius Vines, a 366-ft solo shot to left field.
- Became the 5th-youngest opposing player to go yard at Petco Park & the 16th-youngest overall in stadium history (2004-23)...the only Cardinal younger than Winn to homer in the city of San Diego was Garry Templeton (age 21-159), who went deep for St. Louis on Aug. 3, 1977 at San Diego Stadium.
- Recorded sacrifice flies in consecutive games (Sept. 26-27). Joined David Green (1982) as 2nd Cardinal age 21 or younger, and was 3rd Cardinals rookie (since 1954) to do so in their MLB debut season with Dal Maxvill (1962) & Bill Virdon (1955).
- Averaged 92.4 mph on 208 big league throws, 3rd-fastest among MLB infielders to Casey Schmitt (92.5) and Elly De La Cruz (96.0). Maxed at 98.4 mph (6th-fastest among MLB infielders).
- In the time period (Aug. 18-end of season) following his MLB debut, Winn was ranked among MLB shortstop leaders in fielding pct. (.980, 7th), putouts (54, 6th), double plays (25, 3rd), and range factor/game (3.89, 5th).
- After the season, was voted as the Top MLB prospect in the International League (AAA) by league managers. Previous recipients have included Gunnar Henderson (2022) and Bobby Witt Jr. (2021).

BACKGROUND/PERSONAL

- Graduated from Kingwood (Tex.) High School in 2020.
- Earned District 22-6A MVP honors as a junior. Went 13-0 with a 0.67 ERA (76.1 IP) and 117 strikeouts on the mound and hit .417 with eight home runs and 46 RBI at the plate.
- Played only one game during his senior season in 2020 due to the coronavirus pandemic
- Originally verbally committed to Stanford University, but then re-opened his recruitment in 2018 and signed his college letter of intent to attend the University of Arkansas.
- Was a summer ball and showcase teammate of Cardinals 2020 draft picks Jordan Walker and Tink Hence.
- As a sophomore in high school, was awarded MVP of the 2017 15U Pan-American tournament in Colombia. Hit .522 while recording a 1.80 ERA.
- Hobbies include playing video games.
- Signed by Jabari Bennett.
- Is the youngest of five children.
- His older sister, Jazmyn Johnson, played college basketball at the University of Portland (Oregon) and the University of Texas Permian Basin in Odessa, Texas.
- Resides in Kingwood, Texas.



Shortstop Masyn Winn throws to first base in a 7-3 win over the New York Mets, August 20, 2023 at Busch Stadium.



JARED YOUNG

25

HT: 6-0 WT: 200 B/T: L/R BIRTH DATE: July 9, 1995 ML SERVICE: 0.061

FULL NAME: Jared Michael Young

BORN: Prince George, British Columbia, Canada

OPENING DAY AGE: 28 (Turns 29 on July 9)

BECAME A CARDINAL: Claimed off waivers from the Chicago Cubs, November 6, 2023

CONTRACT STATUS: Signed through 2024

MLB DEBUT: September 16, 2022 vs. Colorado

FIRST BASEMAN/OUTFIELDER

COMPLETE RECORD

Year	Team	AVG	G	AB	R	H	2B	3B	HR	RBI	SH	SF	HBP	BB	IBB	SO	SB	CS	GDP	SLG	OBP	E
2017	Eugene	.257	39	140	23	36	6	1	1	15	2	0	0	11	0	29	6	2	1	.336	.311	3
2018	Myrtle Beach	.282	51	188	20	53	6	2	6	23	0	2	7	11	1	40	6	1	7	.431	.341	2
	South Bend	.313	69	259	41	81	13	6	10	53	2	6	6	20	0	47	1	0	7	.525	.368	5
2019	Tennessee	.235	123	455	44	107	21	1	5	57	2	5	9	33	1	106	5	2	9	.319	.297	3
2020	DID NOT PLAY - NO MiLB SEASON																					
2021	Iowa	.254	37	126	14	32	4	1	5	18	0	1	0	14	0	33	1	1	2	.421	.326	3
	Tennessee	.326	35	129	27	42	11	1	4	22	0	0	1	14	0	22	3	0	1	.519	.396	2
2022	Iowa	.230	109	400	61	92	21	2	17	59	2	4	9	40	2	110	3	2	6	.420	.311	8
	Chicago (NL)	.263	6	19	2	5	2	0	0	0	0	0	0	3	0	7	1	0	0	.368	.364	0
2023	Iowa	.310	90	310	71	96	16	2	21	72	2	4	10	50	1	84	7	3	6	.577	.417	5
	Chicago (NL)	.186	16	43	8	8	0	3	2	8	0	0	1	3	0	13	2	0	1	.465	.255	2
MINOR TOTALS		.269	553	2007	301	539	98	16	69	319	10	22	42	193	5	471	32	11	39	.436	.342	31
MAJOR TOTALS		.210	22	62	10	13	2	3	2	8	0	0	1	6	0	20	3	0	1	.435	.290	2

Note: Major League Uniform Numbers Worn: 74 (2022-23), 18 (2023)

WORLD BASEBALL CLASSIC RECORD

Year	Team	AVG	G	AB	R	H	2B	3B	HR	RBI	SH	SF	HBP	BB	IBB	SO	SB	CS	GDP	SLG	OBP	E
2023	Canada	.143	4	14	3	2	0	0	1	2	0	0	1	3	0	6	0	0	0	.357	.333	0

REGULAR SEASON FIELDING RECORD

Position	PCT	G	PO	A	E	TC	DP
First Base	.980	16	95	3	2	100	8
Outfielder	---	1	0	0	0	0	0

CAREER TRANSACTIONS

- Selected by the Chicago Cubs in the 15th round (465th overall) of the June, 2017 First-Year Player Draft.
- Claimed off waivers by the St. Louis Cardinals from the Chicago Cubs, November 6, 2023.

**2023 SEASON HIGHS**

Most Hits: 2, 6/30 vs. Cleveland
Most Runs: 2, 6/30 vs. Cleveland
Most 2Bs: n/a
Most 3Bs: 1, 3x. Last: 9/19 vs. Pittsburgh
Most HRs: 1, twice. Last: 9/22 vs. Colorado
Most RBI: 2, twice. Last: 9/22 vs. Colorado
Most BBs: 2, 7/2 vs. Cleveland
Longest Hitting Streak: 3 games, 6/28-30

CAREER HIGHS

Most Hits: 2, 6/30/23 vs. Cleveland
Most Runs: 2, twice. Last: 6/30/23 vs. Cleveland
Most 2Bs: 1, twice. Last: 9/17/22 vs. Colorado
Most 3Bs: 1, 3x. Last: 9/19/23 vs. Pittsburgh
Most HRs: 1, twice. Last: 9/22/23 vs. Colorado
Most RBI: 2, twice. Last: 9/22/23 vs. Colorado
Most BBs: 2, twice. Last: 7/2/23 vs. Cleveland
Longest Hitting Streak: 6 games, 9/20/22-6/30/23

CAREER NOTES

- Canadian-born infielder/outfielder was acquired by the Cardinals from the Chicago Cubs as a waiver claim, November 6, 2023.
- Played first base for Team Canada in the 2023 World Baseball Classic. Walked three times vs. Great Britain (3/12/23) in his debut and homered off, now teammate, Lance Lynn for the Canadians' only run in a 12-1 loss to the United States (3/13/23).
- Hit his first Major League home run off Phillies Aaron Nola at Wrigley Field, June 28, 2023.
- Became the 5th Cubs player in franchise history to record two triples and home run in the first nine games of his MLB career and the first since 1975 (Joe Wallis).
- Was one of 19 players in MLB to tie for the league high with a triple in consecutive games in 2023. Also one of three Cubs teammates joining Ian Happ and Nico Hoerner.
- Made his Major League debut vs. Colorado at Wrigley Field on Sept. 16, 2022 and doubled in his fourth plate appearance, coming off Justin Lawrence.
- 2018 Cubs Minor League Player of the Year. Batted .300 with 16 HR, 76 RBI, 19 doubles, eight triples in 120 games between South Bend (A) and Myrtle Beach (A).
- Led all Cubs minor league players with 134 hits and eight triples in 2018.
- 2018 Midwest League All-Star.
- Spent time on the minor league injured list three times: left shoulder strain (5/11-6/28/21), left wrist contusion (4/26-6/14/18) and left hamstring strain (7/12-26/18).

2023

- Played for Team Canada in the World Baseball Classic. Started four games at first base, left field and designated hitter. Batted .143 with a home run (vs. USA) and three walks (vs. Great Britain).
- Started the season in Iowa (AAA) and played in 90 games. Posted career-high numbers with 21 home runs, a .310 batting average and 50 walks. Matched his single-season high with seven stolen bases. Was one of four Iowa Cubs with 20 HR & 70 RBI on the squad.
- Was selected to Chicago on June 27 and hit safely in each of his first three games (6/28-30) with an RBI in each including his first Major League home run, coming off Aaron Nola vs. PHI (6/28) in his 2023 debut.
- Tripled in consecutive games, one vs. PHI (6/29) and again vs. CLE (6/30). Was one of 19 players in MLB in 2023 with a triple in consecutive games and one of three Cubs teammates (Nico Hoerner & Ian Happ).
- Was optioned and recalled twice to finish the season.

CAREER MILESTONES**Major League Debut**

September 16, 2022 vs. Colorado

First Major League Hit

September 16, 2022 vs. Colorado (8th inning, double, off Justin Lawrence)

First Major League Home Run

June 28, 2023 vs. Philadelphia (3rd inning, solo, off Aaron Nola)

AWARDS & HONORS**International League Player of the Week**

2023: Iowa (AAA) - Sept. 4-10

Cubs Minor League Player of the Year

2018: South Bend (A) & Myrtle Beach (A)

Midwest League Mid-Season All-Star

2018: South Bend (A)

MiLB.com Organization All-Star

2018: Chicago (NL)

Northwest League Player of the Week

2017: Eugene (R) - Aug. 29-Sept. 4

- Had three multi-home run games in Iowa (vs. Louisville 4/27, vs. Indianapolis 6/13 & at Toledo 8/30).
- Hit a grand slam at Toledo (8/30) off Braden Bristo as part of a season-high 6 RBI game. Homered in consecutive innings as he hit a two-run home run in the 1st inning and the slam in the 2nd inning.

BACKGROUND/PERSONAL


- Graduated from Kelowna Secondary School in British Columbia.
- Played college baseball at Connors State Community College in Warner, Okla. and then transferred to Old Dominion University.
- Was teammates with Royals first baseman Vinnie Pasquantino at Old Dominion.
- Resides in Prince George, British Columbia.

2024 OFFICIAL  MEDIA GUIDE

St. Louis Cardinals™



PLAYER DEVELOPMENT





Memphis Redbirds (AAA)

200 Union Avenue, Memphis, TN 38103
(901) 721-6050 • memphisredbirds.com

League (Class)..... International League (AAA)
Stadium AutoZone Park (2000)
Affiliate Since.....1998
President & General Manager Craig Unger
Manager Ben Johnson
Pitching Coach Darwin Marrero
Hitting Coach Howie Clark
Coach..... Will Hawks
Athletic Trainer Dan Martin
Strength & Conditioning Coach..... Henry Torres
Video & Technology Fellow Noah Landow
Media Contact:..... Alex Coil
..... acoil@memphisredbirds.com

Springfield Cardinals (AA)

955 East Trafficway, Springfield, MO 65802
(417) 863-2143 • springfieldcardinals.com

League (Class)..... Texas League (AA)
Stadium Hammons Field (2005)
Affiliate Since.....2005
Vice President & General Manager..... Dan Reiter
Manager José Leger
Pitching Coach Eric Peterson
Hitting Coach Casey Chenoweth
Coach..... Paul Benoit
Athletic Trainer Alex Wolfinger
Strength & Conditioning Coach..... Ryan Duffy
Video & Technology Fellow Colin Campbell
Media Contact Andrew Buchbinder
..... abuchbinder@springfieldcardinals.com

Peoria Chiefs (High-A)

730 SW Jefferson Avenue, Peoria, IL 61605
(309) 680-4000 • peoriachiefs.com

League (Class)..... Midwest League (High-A)
Stadium Dozer Park (2002)
Affiliate Since..... 1995-2004, 2013-present
General Manager Jason Mott
Manager Patrick Anderson
Pitching Coach Edwin Moreno
Hitting Coach Elvis Rodriguez
Coach..... Will Peterson
Athletic Trainer Paden Eveland
Strength & Conditioning Coach..... Campbell Quirk
Video & Technology Fellow Michael Factor
Media Contact Cody Schindler
..... cody@peoriachiefs.com

Palm Beach Cardinals (A)

4751 Main St., Jupiter, FL 33458
(561) 775-1818 • palmbeachcardinals.com

League (Class)..... Florida State League (Single-A)
Stadium Roger Dean Chevrolet Stadium (1998)
Affiliate Since.....2003
General Manager Mike Bauer
Manager Gary Kendall
Pitching Coach Giovanni Carrara
Hitting Coach Willi Martin
Coach..... Bernard Gilkey
Athletic Trainer Jeff Case
Strength & Conditioning Coach.... Harben Filho Branco
Video & Technology Fellow Ching Yu Chen
Media Contact Ryer Gardenswartz
..... ryer@rogerdeanchevroletstadium.com

Cardinals Complex at Roger Dean Chevrolet Stadium (Rookie)

4795 University Drive, Jupiter, FL 33458

League (Class)..... Florida Complex League (Rookie)
Stadium Roger Dean Chevrolet Stadium (1998)
Affiliate Since.....2007
Complex Coordinator..... James Bae
Manager Roberto Espinoza
Pitching Coach Dernier Orozco
Hitting Coach Erick Almonte
Coach..... Luis Arenado
Coach..... Christina Whitlock
Athletic Trainer Kiomy Martinez-Ortiz
Athletic Trainer Riku Shabata
Strength & Conditioning Coach..... Spencer Clevenger
Strength & Conditioning Coach..... Ryuta Takahashi
Video & Technology Fellow Michelle McMillan

Cardinals Academy (Rookie)

Jubey, La Malena
Boca Chica, Dominican Republic

League (Class)..... Dominican Summer League (Rookie)
Stadium Cardinals Baseball Academy (2005)
Affiliate Since.....2005
Academy Administrator Aaron Rodriguez
Manager Fray Peniche
Pitching Coach Bill Villanueva
Hitting Coach Luis Cruz
Coach..... Wessley Cuas
Coach..... Wilman Madera
Athletic Trainer Albert Navarro
Strength & Conditioning Coach..... Elvis Hernandez
Strength & Conditioning Coach..... Gerardo De Leon
Video & Technology Fellow Paige Schultz

PLAYER DEVELOPMENT



CARDINALS MINOR LEAGUE AFFILIATE HISTORY

TRIPLE-A				
Team	Tenure	League	Postseasons	Championships
Memphis Redbirds	2021-Present	International League	0	0
	1998-2020	Pacific Coast League	6	3
Louisville Redbirds	1982-97	American Association	6	3
Springfield (IL) Redbirds	1978-81	American Association	2	1
New Orleans Pelicans	1977	American Association	0	0
Tulsa Oilers	1969-76	American Association	2	2
	1966-68	Pacific Coast League	2	1
Jacksonville Suns	1964-65	International League	1	0
Atlanta Crackers	1962-63	International League	2	1
DOUBLE-A				
Springfield Cardinals	2005-Present	Texas League	6	1
Tennessee Smokies	2003-04	Southern League	2	1
New Haven Ravens	2001-02	Eastern League	1	0
Arkansas Travelers	1966-2000	Texas League	11	5
Tulsa Oilers	1959-1965	Texas League	7	3
HIGH-A				
Peoria Chiefs	2021-Present	Midwest League	1	0
Palm Beach Cardinals	2003-2020	Florida State League	6	2
Potomac Cannons	1999-2002	Carolina League	0	0
Prince William Cannons	1997-98	Carolina League	0	0
St. Petersburg Cardinals	1990-96	Florida State League	0	0
SINGLE-A				
Palm Beach Cardinals	2021-Present	Florida State League	2	0
Peoria Chiefs	2013-2020	Midwest League	4	0
Quad Cities River Bandits	2008-2012	Midwest League	2	1
Swing of the Quad Cities	2005-2007	Midwest League	3	0
Peoria Chiefs	1995-2004	Midwest League	4	1
Madison Hatters	1994	Midwest League	0	0
Savannah Cardinals	1984-1995	South Atlantic League	4	2
Springfield (IL) Redbirds	1982-93	Midwest League	8	0
St. Petersburg Cardinals	1966-89	Florida State League	12	4
Macon Redbirds	1983	South Atlantic League	0	0
Gastonia Cardinals	1980-82	South Atlantic League	1	0
	1977-79	Western Carolinas League	1	1
Orangeburg Cardinals	1973	Western Carolinas League	0	0
Modesto Reds	1967-73	California League	2	1
Cedar Rapids Cardinals	1965-72	Midwest League	1	0
Raleigh Cardinals	1964-65	Carolina League	0	0
Rock Hill Cardinals	1964-66	Western Carolinas League	2	1
Winnipeg Goldeyes	1963-64	Northern League	0	0
Billings Mustangs	1963	Pioneer League	1	0
Brunswick Cardinals	1963	Georgia-Florida League	0	0
SHORT-A				
State College Spikes	2013-20	New York-Penn League	3	2
Batavia Muckdogs	2007-12	New York-Penn League	2	1
State College Spikes	2006	New York-Penn League	0	0
New Jersey Cardinals	1994-2005	New York-Penn League	1	1
Glens Falls Redbirds	1993	New York-Penn League	0	0
Hamilton Redbirds	1988-92	New York-Penn League	1	0
Erie Cardinals	1981-87	New York-Penn League	0	0
Lewiston Broncs	1967-71	Northwest League	1	1
Eugene Emeralds	1966	Northwest League	0	0
ROOKIE-ADVANCED				
Johnson City Cardinals	1975-2020	Appalachian League	11	7
ROOKIE				
FCL Cardinals	2021-Present	Florida Complex League	0	0
GCL Cardinals	2007-20	Gulf Coast League	5	1
VSL Cardinals	2006-10	Venezuelan Summer League	0	0
DSL Cardinals	1996-2003, 2005-Present	Dominican Summer League	1	0
AZL Cardinals	1989-94	Arizona League	1	1



2023 CARDINALS MINOR LEAGUE BATTING LEADERS

(Regular Season Games Only)

BATTING AVERAGE*

Luken Baker - MEM	.334
Nick Dunn - MEM/SPR	.320
Victor Scott II - SPR/PEO	.303
Richie Palacios - MEM	.299
Iván Herrera - MEM	.297
Noah Mendlinger - SPR/PEO	.294
Thomas Saggese - MEM/SPR	.293
R.J. Yeager - PEO/PB	.290
Masyn Winn - MEM	.288
Matt Koperniak - MEM/SPR	.287

ON-BASE PERCENTAGE*

Iván Herrera - MEM	.451
Luken Baker - MEM	.440
Noah Mendlinger - SPR/PEO	.425
Richie Palacios - MEM	.418
Nick Dunn - MEM/SPR	.413
Chase Pinder - MEM/SPR	.401
Michael Curialle - PB	.392
Chris Rotondo - PEO/PB	.390
Fernando Roquez - DSL	.387
Leonardo Bernal - PB	.381

SLUGGING PERCENTAGE*

Luken Baker - MEM	.720
Thomas Saggese - MEM/SPR	.564
Chandler Redmond - SPR	.503
Iván Herrera - MEM	.500
Zach Levenson - PB	.480
Masyn Winn - MEM	.474
Richie Palacios - MEM	.459
R.J. Yeager - PEO/PB	.459
Moisés Gómez - MEM	.457
Mike Antico - SPR	.448

HITS

Victor Scott II - SPR/PEO	166
Nick Dunn - MEM/SPR	146
Matt Koperniak - MEM/SPR	143
R.J. Yeager - PEO/PB	137
Masyn Winn - MEM	128
Nathan Church - PEO	127
Mike Antico - SPR	126
Moisés Gómez - MEM	119
Chandler Redmond - SPR	116
Pedro Pagés - SPR	113

WALKS

Arquímedes Gamboa - SPR	89
Chandler Redmond - SPR	81
Kramer Robertson - MEM	81
Iván Herrera - MEM	75
Nick Dunn - MEM/SPR	73
Chris Rotondo - PEO/PB	71
Noah Mendlinger - SPR/PEO	65
Won-Bin Cho - PB	64
Luken Baker - MEM	59
Matt Koperniak - MEM/SPR	59
Pedro Pagés - SPR	59

OPS (ON-BASE + SLUGGING)*

Luken Baker - MEM	1.159
Iván Herrera - MEM	.951
Thomas Saggese - MEM/SPR	.927
Chandler Redmond - SPR	.878
Richie Palacios - MEM	.876
Nick Dunn - MEM/SPR	.855
R.J. Yeager - PEO/PB	.834
Masyn Winn - MEM	.834
Chase Pinder - MEM/SPR	.822
Noah Mendlinger - SPR/PEO	.818

DOUBLES

Chris Rotondo - PEO/PB	30
R.J. Yeager - PEO/PB	30
Jimmy Crooks - PEO	29
Michael Curialle - PB	28
Iván Herrera - MEM	27
Nick Dunn - MEM/SPR	25
Nathan Church - PEO	24
Oswaldo Tovalin - PEO	24
Pedro Pagés - SPR	23
Mike Antico - SPR	23

TRIPLES

Victor Scott II - SPR/PEO	10
Masyn Winn - MEM	7
Chris Rotondo - PEO/PB	6
Michael Curialle - PB	5
Mike Antico - SPR	5
Alex Iadisernia - PEO/PB	5
Arquímedes Gamboa - SPR	5
Won-Bin Cho - PB	5
R.J. Yeager - PEO/PB	4
Joshua Báez - PB	4
Yordalín Pena - DSL	4

HOME RUNS

Luken Baker - MEM	33
Chandler Redmond - SPR	31
Moisés Gómez - MEM	30
Mike Antico - SPR	18
Jacob Buchberger - SPR	18
Alex Iadisernia - PEO/PB	18
Matt Koperniak - MEM/SPR	18
Masyn Winn - MEM	18
Pedro Pagés - SPR	18
R.J. Yeager - PEO/PB	14

RUNS

Masyn Winn - MEM	99
Victor Scott II - SPR/PEO	95
Chandler Redmond - SPR	88
Mike Antico - SPR	86
Arquímedes Gamboa - SPR	86
R.J. Yeager - PEO/PB	85
Nick Dunn - MEM/SPR	81
Moisés Gómez - MEM	77
Chris Rotondo - PEO/PB	77
Matt Koperniak - MEM/SPR	75

RUNS BATTED IN

Luken Baker - MEM	98
Chandler Redmond - SPR	92
Matt Koperniak - MEM/SPR	85
Moisés Gómez - MEM	79
Jimmy Crooks - PEO	73
Mike Antico - SPR	72
Pedro Pagés - SPR	72
Arquímedes Gamboa - SPR	70
Juan Yopez - MEM	69
R.J. Yeager - PEO/PB	65

STOLEN BASES

Victor Scott II - SPR/PEO	94
Mike Antico - SPR	52
Won-Bin Cho - PB	32
Joshua Báez - PB	30
Arquímedes Gamboa - SPR	25
Alex Iadisernia - PEO/PB	25
Kramer Robertson - MEM	23
Jeremy Rivas - PEO	22
Nathan Church - PEO	21
Chris Rotondo - PEO/PB	18

Memphis-AAA (MEM), Springfield-AA (SPR), Peoria-High A (PEO), Palm Beach-A (PB), Florida Complex League-Rookie (FCL), Dominican Summer League-Rookie (DSL)



2023 CARDINALS MINOR LEAGUE PITCHING LEADERS

(Regular Season Games Only)

INNINGS PITCHED	
Michael McGreevy - MEM/SPR..	153.0
Wilfredo Pereira - SPR.....	137.2
Hancel Rincón - PB.....	132.2
Connor Lunn - SPR.....	130.0
Brandon Komar - MEM/SPR.....	126.1
Logan Gragg - MEM/SPR.....	124.2
Max Rajcic - PEO/PB.....	123.1
Trent Baker - PB.....	119.2
Alex Cornwell - SPR/PEO.....	119.1
Pete Hansen - PB/MEM.....	113.2

GAMES	
Andre Granillo - MEM/SPR.....	53
Ryan Loutos - MEM/SPR.....	50
Kyle Leahy - MEM.....	46
Chris Roycroft - MEM/SPR/PEO	46
Dalton Roach - MEM/SPR.....	45
Logan Sawyer - MEM/SPR.....	44
Ryan Shreve - SPR.....	44
Grant Black - MEM.....	43
Roy García - SPR/PEO/PB.....	43
Edwin Nuñez - PEO/PB.....	41
Nick Trogrlic-Iverson - SPR	41

GAMES STARTED	
Michael McGreevy - MEM/SPR.....	27
Wilfredo Pereira - SPR.....	24
Pete Hansen - PB/MEM.....	23
Tink Hence - SPR/PEO.....	23
Connor Lunn - SPR.....	23
Brycen Mautz - PB.....	23
Max Rajcic - PEO/PB.....	23
Hancel Rincón - PB.....	23
Trent Baker - PB.....	22
Brandon Komar - MEM/SPR.....	22

WINS	
Michael McGreevy - MEM/SPR.....	13
Pete Hansen - PB/MEM.....	11
Wilfredo Pereira - SPR.....	10
Max Rajcic - PEO/PB.....	9
Hancel Rincón - PB.....	9
Roy García - SPR/PEO/PB.....	8
Gustavo Rodriguez - PEO/PB	8
Eight tied with.....	7

SAVES	
Andre Granillo - MEM/SPR.....	14
Andrew Marrero - PEO	11
Edwin Nuñez - PEO/PB.....	10
Roy García - SPR/PEO/PB.....	9
Logan Sawyer - MEM/SPR.....	7
Matt Hickey - PEO.....	5
Tanner Jacobson - PB	5
Dalton Roach - MEM/SPR	5
Chris Roycroft - MEM/SPR/PEO	5
Matt Svanson - SPR.....	5
Guillermo Zuñiga - MEM.....	5

STRIKEOUTS	
Pete Hansen - PB/MEM.....	126
Michael McGreevy - MEM/SPR.....	123
Max Rajcic - PEO/PB.....	123
Brycen Mautz - PB	115
Connor Lunn - SPR.....	111
Ian Bedell - PEO.....	106
Trent Baker - PB.....	105
Wilfredo Pereira - SPR.....	104
Alex Cornwell - SPR/PEO.....	102
Logan Gragg - MEM/SPR.....	102

EARNED RUN AVERAGE [^]	
Ian Bedell - PEO.....	2.44
Max Rajcic - PEO/PB.....	2.48
Alex Cornwell - SPR/PEO.....	2.87
Adam Kloffenstein - MEM	3.00
Bryan Pope - SPR/PEO.....	3.08
Pete Hansen - PB/MEM.....	3.09
Darlin Saladin - PB/FCL.....	3.10
Hancel Rincón - PB.....	3.26
Edwin Nuñez - PEO/PB	3.39
Cooper Hjerpe - PEO.....	3.51

WHIP [^]	
Hancel Rincón - PB.....	0.97
Max Rajcic - PEO/PB.....	1.01
Trent Baker - PB.....	1.14
Yadiel Batista - DSL.....	1.14
Ian Bedell - PEO.....	1.15
Pete Hansen - PB/MEM.....	1.15
Alex Cornwell - SPR/PEO.....	1.22
Cooper Hjerpe - PEO	1.24
Nelfy Ynfante - DSL	1.27
Benjamin Arias - PEO/PB/FCL	1.28

OPPONENTS AVERAGE [^]	
Jack Ralston - SPR/PEO180
Cooper Hjerpe - PEO.....	.183
Andre Granillo - MEM/SPR.....	.206
Andrew Marrero - PEO207
Adam Kloffenstein - MEM209
Inohan Paniagua - PEO/FCL.....	.209
Augusto Calderon - PB215
Max Rajcic - PEO/PB.....	.217
Pete Hansen - PB/MEM.....	.218
Ian Bedell - PEO.....	.218

STRIKEOUTS / 9 IP [^]	
Andrew Marrero - PEO	12.75
Tanner Jacobson - PB	12.41
Jack Ralston - SPR/PEO	11.89
Andre Granillo - MEM/SPR.....	11.72
Matthew Liberatore - MEM.....	11.69
Sem Robberse - MEM	11.21
Cooper Hjerpe - PEO	11.20
Roy García - SPR/PEO/PB.....	11.11
Guillermo Zuñiga - MEM	10.86
Zack Thompson - MEM.....	10.75

STRIKEOUT / WALK RATIO [^]	
Yadiel Batista - DSL	18.50
Hancel Rincón - PB.....	4.85
Max Rajcic - PEO/PB.....	4.56
Alex Cornwell - SPR/PEO.....	4.43
Trent Baker - PB.....	4.04
Keiverson Ramirez - DSL	3.75
Kodi Whitley - MEM.....	3.69
Joseph King - PEO/PB.....	3.68
Connor Lunn - SPR.....	3.58
Michael McGreevy - MEM	3.24

TOUGHEST TO HR OFF (TBF/HR) [^]	
Juan Severino - DSL.....	(136/0)
José Dávila - PB.....	166.5 (333/2)
Jack Ralston - SPR/PEO..	159.0 (159/1)
Ronny Oliver - DSL	149.0 (149/1)
Stiveen Rojas - DSL.....	127.0 (127/1)
Yordy Herrera - DSL	119.0 (119/1)
Brycen Mautz - PB	114.0 (456/4)
Chris Roycroft - MEMSPR/PEO..	98.0 (294/3)
Matt Hickey - PEO.....	97.0 (194/2)
Roy García - SPR/PEO/PB..	94.0 (282/3)

* = min. 135 PA
[^] = min. 30.0 IP

MEMPHIS REDBIRDS (AAA) COACHING STAFF

BEN JOHNSON
MANAGER

Ben Johnson enters his sixth year as a coach in the Cardinals organization, all as manager of the Memphis Redbirds. Johnson came to the Cardinals from the Durham Bulls, the Triple-A affiliate of the Tampa Bay Rays, where he spent 2018 as the third base coach working with outfielders and base running. The Bulls led the International League in home runs, slugging percentage, runs scored and finished second in hits on their way to the league championship.

Prior to the Bulls, Johnson was a scout with the Diamondbacks (2014-17), coached high school baseball at Millennium High School in Goodyear, Ariz. (2011-13), and managed Independent League baseball in Arizona.

Johnson was born in Memphis, Tenn., and played high school baseball at Germantown High School with 10-year veteran Major League pitcher Paul Maholm. Upon graduation from high school, Johnson was drafted by the St. Louis Cardinals in the 4th round of the 1999 MLB Draft. During the 2000 season, he was traded along with RHP Heathcliff Slocumb to the San Diego Padres in exchange for veteran catcher Carlos Hernandez and minor league infielder Nate Tebbbs.

Johnson made his MLB debut on June 26, 2005, vs. Seattle and would play 98 games over the next three seasons with the Padres and Mets. He posted a career batting average of .230 with seven home runs and 26 RBI while playing all three outfield positions.

He was named the 2005 Padres Minor League Player of the Year when he hit a career-high .312 with 25 homers and 83 RBI with the Triple-A Portland Beavers. Johnson played 901 games over parts of 10 minor league seasons with the Cardinals, Padres, Mets and Tigers organizations, batting .262 with 115 career home runs and 473 RBI. He played his final professional season in 2010 with the Double-A Erie Seawolves in the Tigers organization.

Johnson, 42, is married to his wife Elizabeth and the couple has two children, Ethan and Ruby. They reside in Phoenix, Arizona.


HOWIE CLARK
HITTING COACH

Clark enters his 10th season as a coach in professional baseball and his second with Memphis (AAA) and the Cardinals organization.

He previously served as the assistant hitting coach of the Chicago White Sox (2021-22) and the Baltimore Orioles (2017-19). Clark was slated to be the hitting coach of the White Sox Triple-A Charlotte affiliate in 2020, but served as a hitting coach on the Major League staff.

Originally drafted by Baltimore in the 27th round of the 1992 MLB Draft out of Huntington Beach (Calif.) High School, Clark spent 10 years in the minors before making his MLB debut with the Orioles on July 16, 2002, as the designated hitter against the Seattle Mariners.

Clark's Major League career spanned parts of six seasons with the Orioles, Blue Jays and Twins, playing in 134 games while batting .262 with three home runs and 26 RBI. He played six positions on the diamond, missing only centerfield, catcher and pitcher.

Clark, 50, resides in North Bend, Washington. His grandfather played football at the United States Naval Academy.


DARWIN MARRERO
PITCHING COACH

Marrero enters his second season as pitching coach with Memphis following five seasons (2018-22) with Double-A Springfield, three seasons (2015-17) with Short-A State College and two years with the Gulf Coast League Cardinals (2013-14).

In the 2018-19 offseason, Marrero was the pitching coach for Panama which won the Caribbean Series and posted the lowest ERA in the tournament. He also served as pitching coach for Venezuela in the Pre-Olympics in the 2020-21 offseason.

In 2016, State College recorded a league-low 1.76 ERA in the New York-Penn League Playoffs on their way to capturing the league championship. State College led the league with nine shutouts and had the second fewest runs allowed (285) as a staff.

Prior to joining the Cardinals, Marrero was a pitching coach for the Sioux City Explorers in the American Association (2008). The Explorers staff boasted the Pitcher of the Year winner and the closer established a new league saves record. In 2005, he was pitching coach for the Capitales de Quebec in the Can-Am League.

Marrero's playing career lasted from 1998-2004 with the Montreal Expos organization, attaining his highest level at Double-A Harrisburg, as well as pitching eight seasons in the Venezuelan Winter League.

Marrero, 43, a Venezuelan native, resides in Tampa, Florida, with his wife, Monica, and their three children, Darwin, Jr., Nikary and Sophia.


WILL HAWKS
COACH

Hawks enters his second year as a coach in the Cardinals organization and first as a coach for Memphis. He served as a coach with Springfield in 2023. Prior to joining the Cardinals, Hawks was a coach at Lipscomb (Tenn.) University and served as a graduate assistant at Austin Peay State (Tenn.) University and Cumberland (Tenn.) University.

Outside of the university schedule, Hawks gained valuable experience as the bullpen coach for the Falmouth Commodores in the prestigious Cape Cod Summer League in 2019. The previous summer, Hawks was associate head coach of the Nashville Knights.

Hawks playing career stems from Cumberland University where he was a pitcher on the baseball team while completing his bachelors degree in Health and Human Performance with a Master's degree of Science in Leadership and Organizational Administration from Austin Peay.

Hawks, 27, resides in Murfreesboro, Tennessee.



2023 MEMPHIS REDBIRDS STATISTICS

Manager: Ben Johnson (5th season) / Overall with Memphis: 274-293 (.483)
Record: 71-78 (11th of 20 in International League, 5th of 10 in West Division); Home: 31-43 / Away: 40-35
Streaks: W12 (April 9-22) & L5 (May 14-19, June 9-14)
Runs: 862 scored (6th in International League); 830 allowed (15th); +32 run differential (10th)
Home Runs: 186 (100 solo, 59 two-run, 17 three-run, 3 grand slams); 185 allowed
Shutouts: 7-3
One-Run Games: 8-23
Extra Inning Games: 3-13
Postseason: N/A
Attendance: 223,751 (20th)
League Leaders: Luken Baker (HR, 33; RBI, 98; SLG .720)
Post-Season All-Stars: C Iván Herrera, 1B Luken Baker
League Awards: Luken Baker (MVP), Masyn Winn (Top MLB Prospect, July Player of the Month), Matthew Liberatore (April Pitcher of the Month)



Most games at each position

1B Luken Baker 74	OF Moisés Gómez 102	C Iván Herrera 64
2B Juniel Querecuto 37	OF Matt Koperniak 89	SP Michael McGreevy 24
3B Kramer Robertson 44	OF Chase Pinder 75	RP Ryan Loutos 48
SS Masyn Winn 76	DH Moisés Gómez 29	RP Kyle Leahy 46

INTERNATIONAL/PACIFIC COAST LEAGUE AWARD WINNERS

MOST VALUABLE PLAYER

Luken Baker 2023

PITCHER OF THE YEAR

Dakota Hudson 2018

TOP MLB PROSPECT

Masyn Winn 2023

BATTING TITLE

Alec Burluson 2022331

HR LEADER

Iván Cruz 2002 35
 Kevin Witt 2004 36
 Brock Peterson 2013 25
 Luken Baker 2023 33

RBI LEADER

Nick Stavinoha 2011 109
 Luken Baker 2023 98

ERA TITLE

Brady Raggio 1998 3.07
 Clint Weibl 2000 2.83
 Jason Ryan 2003 2.70
 Kevin Jarvis 2005 3.38
 Mitchell Boggs 2008 3.45

WINS LEADER

Tim Cooney 2014 14
 Nick Greenwood 2015 13
 Dakota Hudson 2018 13
 Tommy Parsons 2022 12

STRIKEOUT LEADER

Dan Haren 2004 150
 Lance Lynn 2010 141

JOE BAUMAN HR AWARD

Iván Cruz 35 2002
 Moisés Gómez 39 2022

ALL-STAR GAME TOP STAR

Michael Wacha 2013

MANAGER OF THE YEAR

Stubby Clapp 2017
 Stubby Clapp 2018



MEMPHIS REDBIRDS SINGLE-SEASON LEADERS

(since 1998)

BATTING AVERAGE*

Nick Stavinoha.....2008.....	.337
Luken Baker.....2023.....	.334
Joe McEwing.....1998.....	.334
Alec Burleson.....2022.....	.331
Adam Kennedy.....1999.....	.327

ON-BASE PERCENTAGE*

Iván Herrera.....2023.....	.451
Luken Baker.....2023.....	.439
Matt Carpenter.....2011.....	.417
John Nogowski.....2019.....	.413
Ruben Gotay.....2010.....	.410

OPS (ON-BASE + SLUGGING)*

Luken Baker.....2023.....	1.159
Juan Yopez.....2021.....	.971
Kevin Witt.....2004.....	.953
Iván Herrera.....2023.....	.951
Josh Phelps.....2008.....	.941

HITS

Scott Seabol.....2004.....	156
Allen Craig.....2009.....	152
John Gall.....2004.....	148
Kevin Witt.....2004.....	146
Four tied with.....	144

DOUBLES

Jason Lariviere.....1999.....	35
John Gall.....2004.....	34
Edgar Gonzalez.....2007.....	34
Eugenio Velez.....2012.....	34
Bo Hart.....2005.....	33

HOME RUNS

Kevin Witt.....2004.....	36
Ernie Young.....2000.....	35
Ivan Cruz.....2002.....	35
Luken Baker.....2023.....	33
Rick Ankiel.....2007.....	32
Adolis García.....2019.....	32

RUNS

Masyn Winn.....2023.....	99
Adolis García.....2019.....	96
Scott Seabol.....2004.....	92
Jason Lariviere.....1999.....	90
Josh Phelps.....2008.....	90

RUNS BATTED IN

Nick Stavinoha.....2011.....	109
Kevin Witt.....2004.....	107
Ivan Cruz.....2002.....	100
Ernie Young.....2000.....	98
Luken Baker.....2023.....	98

TOTAL BASES

Kevin Witt.....2004.....	286
Scott Seabol.....2004.....	277
Josh Phelps.....2008.....	262
Ivan Cruz.....2002.....	261
Nick Stavinoha.....2011.....	260

GAMES

Nick Stavinoha.....2007.....	139
Ruben Gotay.....2010.....	139
Scott Seabol.....2004.....	138
Jon Jay.....2009.....	136
Eugenio Velez.....2012.....	136
Stephen Piscotty.....2014.....	136

WALKS

Jon Nunnally.....2003.....	98
Ruben Gotay.....2010.....	95
Matt Carpenter.....2011.....	84
Kramer Robertson.....2023.....	81
Stubby Clapp.....2000.....	80

STOLEN BASES

Chad Meyers.....2002.....	43
Eugenio Velez.....2012.....	37
Óscar Mercado.....2018.....	31
Tyler Greene.....2009.....	30
Ben DeLuzio.....2022.....	30

* = min.350 PA

INNINGS PITCHED

Jason Ryan.....2003.....	189.2
Adam Wainwright.....2005.....	182.0
John Webb.....2006.....	176.2
Larry Luebbers.....1998.....	173.1
Dennis Tankersley.....2006.....	167.2

GAMES

Jason Motte.....2008.....	63
Jim Dougherty.....2000.....	60
Bryan Eversgerd.....1999.....	59
Ron Flores.....2008.....	59
Adam Reifer.....2012.....	58

GAMES STARTED

Larry Luebbers.....1998.....	29
Adam Wainwright.....2005.....	29
Lance Lynn.....2010.....	29
Five tied with.....	28

WINS

Tim Cooney.....2014.....	14
Larry Luebbers.....1999.....	13
Nick Greenwood.....2015.....	13
Lance Lynn.....2010.....	13
Dakota Hudson.....2018.....	13

SAVES

Victor Marte.....2011.....	31
Gene Stechschulte.....2000.....	26
Jess Todd.....2009.....	24
Alberto Reyes.....2004.....	23
Brian Falkenberg.....2007.....	23

STRIKEOUTS

Shelby Miller.....2012.....	160
Brian Barnes.....1998.....	154
Dan Haren.....2004.....	150
Adam Wainwright.....2005.....	147
Lance Lynn.....2010.....	141

EARNED RUN AVERAGE^

John Gast.....2013.....	1.16
David Aardsma.....2014.....	1.29
Victor Marte.....2011.....	1.44
Josh Kinney.....2006.....	1.52
Sam Tuivailala.....2015.....	1.60

WHIP^

Jerry Spradlin.....2001.....	0.73
Freddy Pacheco.....2022.....	0.86
Tim Cooney.....2015.....	0.87
Nerio Rodriguez.....2003.....	0.90
Mark Montgomery.....2017.....	0.92

OPPONENT AVERAGE^ %

Freddy Pacheco.....2022.....	.145
David Aardsma.....2014.....	.161
Miguel Socolovich.....2015.....	.165
Dominic Leone.....2019.....	.175
Sam Tuivailala.....2015.....	.176

^ = min. 30 IP
% = since 2005



MEMPHIS REDBIRDS ALL-TIME LEADERS

(since 1998)

BATTING AVERAGE*

Breyvic Valera.....2016-17.....	.323
Allen Craig.....2009-12.....	.320
Kolton Wong.....2013-14, 16.....	.318
Adam Kennedy.....1998-99.....	.317
Luke Voit.....2017-18.....	.314

ON-BASE PERCENTAGE*

Iván Herrera.....2021-23.....	.416
Matt Carpenter.....2011-12, 19.....	.414
Ruben Gotay.....2010.....	.410
Luke Voit.....2017-18.....	.400
Eduardo Perez.....1999-2000.....	.389

OPS (ON-BASE + SLUGGING)* %

Josh Phelps.....2008.....	.941
Tyler O'Neill.....2017-19,22,23.....	.941
Luke Voit.....2017-18.....	.935
Allen Craig.....2009-12.....	.927
David Freese.....2008-09, 11, 13.....	.899

HITS

Nick Stavinoha.....2007-11.....	531
John Gall.....2003-06.....	476
Stubby Clapp.....1999-2002.....	418
Bo Hart.....2003-06.....	365
Bryan Anderson.....2008-12.....	351

DOUBLES

Nick Stavinoha.....2007-11.....	96
John Gall.....2003-06.....	93
Stubby Clapp.....1999-2002.....	87
Bo Hart.....2003-06.....	78
Keith McDonald.....1998-2002.....	72

HOME RUNS

Nick Stavinoha.....2007-11.....	74
John Gall.....2003-06.....	57
Adolis García.....2019.....	57
Scott Seabol.....2003-05.....	56
Luken Baker.....2021-23.....	54

RUNS

Nick Stavinoha.....2007-11.....	260
Stubby Clapp.....1999-2002.....	258
John Gall.....2003-06.....	231
Kramer Robertson.....2019, 21-23.....	223
Bo Hart.....2003-06.....	206
Tyler Greene.....2008-11.....	206

RUNS BATTED IN

Nick Stavinoha.....2007-11.....	316
John Gall.....2003-06.....	255
Juan Yezpe.....2021-23.....	180
Patrick Wisdom.....2016-18.....	180
Adolis García.....2019.....	177

TOTAL BASES

Nick Stavinoha.....2007-11.....	863
John Gall.....2003-06.....	746
Stubby Clapp.....1999-2002.....	609
Scott Seabol.....2003-05.....	544
Bo Hart.....2003-06.....	543

GAMES

Nick Stavinoha.....2007-11.....	479
John Gall.....2003-06.....	454
Stubby Clapp.....1999-2002.....	425
Bryan Anderson.....2008-12.....	406
Kramer Robertson.....2019, 21-23.....	386

WALKS

Kramer Robertson.....2019, 21-23.....	230
Stubby Clapp.....1999-2002.....	222
Adron Chambers.....2010-13.....	152
Greg Garcia.....2013-16.....	149
Bryan Anderson.....2008-12.....	141
Mark Hamilton.....2009-12.....	141

STOLEN BASES

Tyler Greene.....2008-11.....	67
Kramer Robertson.....2019, 21-23.....	58
Adron Chambers.....2010-13.....	57
Óscar Mercado.....2018, 23.....	46
Tommy Pham.....2013-17.....	45

* = min.450 PA

INNINGS PITCHED

Brandon Dickson.....2010-12, 21.....	477.0
P.J. Walters.....2008-11.....	455.0
Alan Benes.....1991,04,06.....	414.0
Tyler Lyons.....2012-15,17-18.....	404.0
Clint Weibl.....1999-2003.....	352.2

GAMES

Rick Heiserman.....1999-2002.....	193
Josh Kinney.....2005-06,09-10.....	171
Bryan Eversgerd.....1998-2000.....	156
Jess Todd.....2008-09,11-12.....	133
Nick Greenwood.....2011-15.....	131

GAMES STARTED

P.J. Walters.....2008-11.....	78
Brandon Dickson.....2010-12, 21.....	75
Tyler Lyons.....2012-15, 17-18.....	68
Alan Benes.....1999-01, 04, 06.....	67
John Gast.....2012-15.....	62

WINS

P.J. Walters.....2008-11.....	32
Tyler Lyons.....2012-15, 17-18.....	29
Brandon Dickson.....2010-12, 21.....	25
Larry Luebbers.....1998-99.....	24
Nick Greenwood.....2011-15.....	23

SAVES

Victor Marte.....2011-13.....	45
Brian Falkenberg.....2005-07.....	44
Sam Tuivailala.....2014-18.....	42
Fernando Salas.....2009-13.....	34
Rick Heiserman.....1999-2002.....	33

STRIKEOUTS

P.J. Walters.....2008-11.....	428
Tyler Lyons.....2012-15, 17-18.....	384
Brandon Dickson.....2010-12, 21.....	372
Matthew Liberatore.....2021-23.....	323
Anthony Reyes.....2005-08.....	298

EARNED RUN AVERAGE^

Carlos Martinez.....2013-14, 19.....	2.09
Chad Paronto.....2004.....	2.13
Britt Reames.....2000.....	2.28
Curtis King.....1998-99.....	2.38
Dean Kiekhefer.....2014-16.....	2.38

WHIP^

Mark Montgomery.....2017.....	0.92
Manny Aybar.....1998.....	0.95
Michael Wacha.....2013.....	0.99
Britt Reames.....2000.....	1.00
Luke Weaver.....2016-18.....	1.02

WINNING PERCENTAGE^^

Manny Aybar.....1998.....	1.000
Luke Weaver.....2016-18.....	.846
Ryan Sherriff.....2014-18.....	.800
Austin Gomber.....2018-19.....	.786
Dan Haren.....2003-04.....	.722

^ = min. 50 IP

^^ = min. 10 decisions

% = since 2005

SPRINGFIELD CARDINALS (AA) COACHING STAFF

JOSÉ LEGER
MANAGER

Leger enters his fourth season as manager of the Springfield Cardinals and seventh as a coach in the Cardinals organization. He spent three seasons as the Latin American Field & Academy Development Coordinator at the Cardinals Dominican complex in Boca Chica (2018-20). In 2023, Leger guided the Cardinals to their first postseason appearance since 2016, winning the North division second half title with a 38-31 record.

Prior to joining the Cardinals organization, Leger served as a manager across three levels in the New York Mets organization from 2010-17 where he compiled a 389-368 career record. He was named the 2015 South Atlantic League Manager of the Year after piloting Savannah (A) to a playoff berth with an overall record of 84-53. During his time in the Mets system, he had a role in developing well-known prospects Amed Rosairo, Dominic Smith, Luis Guillorme and Tomás Nido. Leger previously served as a coach for Tigres del Licey in the Dominican Winter League and was the bench coach for former Mets manager Luis Rojas' Escogido Dominican Winter League team that won the DWL championship for the 2015-2016 season.

Leger started his collegiate career at Middle Georgia College (2001-02), where the Warriors qualified for the JUCO World Series both seasons and he was named to Georgia's All-Star team in 2002. He then transferred to Division II Georgia College & State University for the 2003 and 2004 seasons and was named to the Peach Belt All-Conference team both years.

Signed as a non-drafted free-agent by Minnesota in July of 2004, Leger played in 154 minor league games in the Twins systems as a catcher and infielder from 2004-08. He advanced as high as Double-A New Britain (Conn.) in 2006, before an injury to his right shoulder kept him from playing in 2007 and 2008. He ended his professional career with a batting average of .269 with 2 HR and 67 RBI. He started his coaching career in 2009, serving as hitting coach for the DSL Twins.

Leger, 41, resides in Santo Domingo with his wife, Estela and their two sons, Jose Joaquin and Eduardo Jose.


CASEY CHENOWETH
HITTING COACH

Chenoweth enters his second season in the Cardinals organization and first with Springfield. He served as Peoria's hitting coach in 2023. Prior to the Cardinals, Chenoweth was with the Diamondbacks as a hitting coordinator from 2020-22 in Scottsdale.

His professional coaching career began in the Giants organization as a hitting coach with the Dominican Summer League entry where he spent the 2017-18 seasons with the rookie development league. The following season, Chenoweth was promoted to the Arizona League where the Giants Orange entry set a franchise record with 43 wins and advanced to the postseason.

Chenoweth, 31, played college baseball starting at Compton (Calif.) College for a season before transferring to East Central (Okla.) University. He also studied Psychology at Yale University in 2020. Among his licenses and certifications are Driveline, Marucci Bat Performance testing, OnBase and Rapsoto.

Chenoweth was a volunteer coach for the MLB Urban Youth Academy and is bilingual in Spanish and English. He and his wife Annyssa reside in Bentonville, Arkansas.


ERIC PETERSON
PITCHING COACH

Peterson enters his second season as pitching coach with Springfield and third season with the Cardinals organization, previously serving as a fourth coach in the Cardinals minor league system.

Most recently, Peterson was the graduate assistant pitching coach at Bloomsburg University in 2022.

His coaching career began in 2018 with Neumann (Pa.) University then moved on to USA Baseball as the Baseball Operations intern for the Prospect Development Pipeline.

The former 37th round draft pick of the Houston Astros in 2014 played college baseball at Temple University before the program was eliminated and moved on to North Carolina State University.

Peterson, 31, resides in Bear, Delaware.


PAUL BENOIT
COACH

Paul Benoit begins his first season as a coach with Springfield and first in the Cardinals organization.

Benoit comes to the Cardinals from Towson (Md.) University, where he was an assistant coach from 2022-23. At Towson, he was the Director of Analytics and Camp Director, while working with infielders, base running and an additional hitting coach.

Previous coaching positions included Post (Conn.) University in 2020 where he coordinated efforts with the Blast, Rapsodo and WIN Reality virtual reality systems. The following season, he took a position as the Infield Coordinator at Ottawa (Kan.) University where the school boasted four infielders on the all-conference team. At Ottawa, he also led all technology and video efforts while working as an adjunct professor in the Math Department.

During the summer of 2021, he was the head coach of the Carolina Wolves in the Southern Shores Collegiate League, winning the regular season and setting league records for wins, batting average, stolen bases, runs scored and ERA.

Benoit played baseball at Carnegie Mellon (Pa.) University before transferring to Kennesaw State (Ga.) University where he graduated with a degree in Mechatronics Engineering.

Benoit, 26, resides in Atlanta, Georgia.



2023 SPRINGFIELD CARDINALS STATISTICS

Manager: José Leger (3rd season) / Overall with Springfield: 185-211 (.467)
Record: 72-66 (3rd of 10 in Texas League, 2nd of 5 in North Division); Home: 41-28 / Away: 31-38
Streaks: W8 (September 2-10) & L6 (May 7-13)
Runs: 770 scored (2nd in Texas League); 752 allowed (8th); +18 run differential (5th)
Home Runs: 152 (79 solo, 49 two-run, 23 three-run, 1 grand slam); 144 allowed
Shutouts: 4-6
One-Run Games: 25-20
Extra Inning Games: 4-9
Postseason: Lost to Arkansas in North Division Series (1-2); clinched division 2nd half best record (38-31)
Attendance: 256,947 (8th)
League Leaders: Thomas Saggese (AVG, .318; RBI, 107; OPS, .936; H, 158; XBH, 60; TB, 274), Chandler Redmond (HR, 31), Noah Mendlinger (OBP, .422), Arquímedes Gamboa (BB, 89), Wilfredo Pereira (IP, 137.2), Brandon Komar (CG, 2; SHO, 1), Andre Granillo (SV, 14)
Post-Season All-Stars: C Pedro Pagés, 1B Chandler Redmond, 2B Thomas Saggese
League Awards: Thomas Saggese (MVP), Brandon Komar (Pitcher of the Week - 4/30), Noah Mendlinger (Player of the Week - 5/28), Nick Dunn (Player of the Week - 7/9), Chandler Remond (Player of the Week - 8/27)



Most games at each position

1B Chandler Redmond 122	OF Mike Antico 125	C Pedro Pagés 87
2B Nick Dunn 60	OF Noah Mendlinger 73	SP Wilfredo Pereira 24
3B Jacob Buchberger 97	OF Victor Scott II 63	RP Andre Granillo 44
SS Arquímedes Gamboa 130	DH LJ Jones IV 32	RP Ryan Shreve 44

TEXAS LEAGUE AWARD WINNERS

MOST VALUABLE PLAYER

Matt Adams 2011
Oscar Taveras 2012
Dylan Carlson 2019
Moisés Gómez 2022
Thomas Saggese 2023

PITCHER OF THE YEAR

Dakota Hudson 2017

TOP MLB PROSPECT

Jordan Walker 2022

BATTING TITLE

Oscar Taveras 2012321
Luke Voit 2016297
Thomas Saggese 2023318

HR LEADER

Colby Ramus 2007 29
Chandler Redmond 2023 31

RBI LEADER

Matt Adams 2011 101
Thomas Saggese 2023 107

ERA TITLE

Dakota Hudson 2017 2.53
Angel Rondón 2019 3.21

WINS LEADER

Randy Leek 2005 15
Trey Hearne 2009 12

STRIKEOUT LEADER

None

JOE BAUMAN HR AWARD

Moisés Gómez 39 2022
--

ALL-STAR GAME TOP STAR

Oscar Taveras 2012
Cody Stanley 2014

MANAGER OF THE YEAR

None



SPRINGFIELD CARDINALS SINGLE-SEASON LEADERS

(since 2005)

BATTING AVERAGE*

Tyler Minges.....2005.....	.324
Oscar Taveras.....2012.....	.321
Mike O'Neill.....2013.....	.320
Alex Castellanos.....2011.....	.319
Jose Garcia.....2011.....	.318

ON-BASE PERCENTAGE*

Aaron Luna.....2009-11....	.415
Jermaine Curtis.....2010-12....	.409
Greg Garcia.....2012, 14...	.406
Matt Carpenter.....2010,12,16,19.	.405
Mike O'Neill.....2012-15....	.402

OPS (ON-BASE + SLUGGING)*

Tyler Minges.....2005.....	.956
Oscar Taveras.....2012.....	.952
Alex Castellanos.....2011.....	.941
Colby Rasmus.....2007.....	.932
Matt Adams.....2011.....	.923

HITS

Charlie Tilson.....2015.....	159
Travis Hanson.....2005.....	155
Allen Craig.....2008.....	154
Oscar Taveras.....2012.....	153
Kolten Wong.....2012.....	150

DOUBLES

Steven Hill.....2008-11.....	61
Jonathan Rodríguez...2014-16.....	57
Cody Haerther.....2005-08.....	55
Juan Richardson.....2006-07.....	53
Three tied with.....	50

HOME RUNS

Matt Adams.....2011.....	32
Chandler Redmond....2023.....	31
Colby Rasmus.....2007.....	29
Xavier Scruggs.....2013.....	29
Luken Baker.....2021.....	26

RUNS

Jordan Walker.....2022.....	100
Tyler Minges.....2005.....	98
Colby Rasmus.....2007.....	93
Chandler Redmond....2023.....	88
Two tied with.....	86

RUNS BATTED IN

Matt Adams.....2011.....	101
Travis Hanson.....2005.....	97
Oscar Taveras.....2012.....	94
Chandler Redmond....2023.....	92
Xavier Scruggs.....2012.....	91

TOTAL BASES

Oscar Taveras.....2012.....	273
Matt Adams.....2011.....	262
Colby Rasmus.....2007.....	260
Travis Hanson.....2005.....	250
Allen Craig.....2008.....	250

GAMES

Travis Hanson.....2005.....	137
Ryan Jackson.....2011.....	135
Charlie Tilson.....2015.....	134
Luke Voit.....2016.....	134
Three tied with.....	133

WALKS

Arquimedes Gamboa..2023.....	89
Xavier Scruggs.....2013.....	82
Chandler Redmond....2023.....	81
Greg Garcia.....2012.....	80
Ruben Gotay.....2013.....	72

STOLEN BASES

Mike Antico.....2023.....	52
Charlie Tilson.....2015.....	46
Victor Scott II.....2023.....	44
Oscar Mercado.....2017.....	38
Two tied with.....	30

* = min.350 PA

INNINGS PITCHED

Randy Leek.....2005.....	185.2
Jordan Pals.....2006.....	160.1
Jordan Pals.....2005.....	159.2
Mitchell Boggs.....2007.....	152.1
Eric Haberer.....2007.....	152.0

GAMES

Fernando Salas.....2008.....	60
Nick Greenwood.....2011.....	59
Mark Worrell.....2006.....	57
Luke Gregerson.....2008.....	57
Eric Fornataro.....2012.....	57

GAMES STARTED

Jordan Pals.....2005.....	27
Randy Leek.....2005.....	27
Jordan Pals.....2006.....	27
Mike Parisi.....2006.....	27
Nick Additon.....2010.....	27
Daniel Ponce de Leon...2016.....	27

WINS

Randy Leek.....2005.....	15
Eric Haberer.....2007.....	13
Trey Hearne.....2009.....	12
David Kopp.....2010.....	12
Eight tied with.....	11

SAVES

Mark Worrell.....2006.....	27
Chris Perez.....2007.....	27
Fernando Salas.....2008.....	25
Keith Butler.....2012.....	25
Francisco Samuel.....2009.....	22

STRIKEOUTS

Kyle Leahy.....2022.....	144
Austin Gomber.....2017.....	140
Michael Blazek.....2011.....	128
Johan Oviedo.....2019.....	128
Sam Gaviglio.....2014.....	126

EARNED RUN AVERAGE^

Joey Donofrio.....2014.....	0.87
Scott Gorgen.....2010.....	1.26
Josh Kinney.....2005.....	1.29
Lee Stoppelman.....2013.....	1.35
Luke Weaver.....2016.....	1.40

WHIP^

Lee Stoppelman.....2013.....	0.85
Jason Buurisma.....2010.....	0.85
Jack Flaherty.....2017.....	0.92
Joey Donofrio.....2014.....	0.93
Evan Kruczynski.....2018.....	0.93

OPPONENT AVERAGE^

Chris Perez.....2007.....	.126
Lee Stoppelman.....2013.....	.150
Ramon Santos.....2021.....	.164
Joey Donofrio.....2014.....	.172
Blake King.....2010.....	.173

^ = min. 30 IP



SPRINGFIELD CARDINALS ALL-TIME LEADERS

(since 2005)

BATTING AVERAGE*

Tyler Minges.....2005324
Oscar Taveras.....2012321
Andrew Knizner.....2017-18317
Bryan Anderson2007-08319
Jermaine Curtis2010-12308

ON-BASE PERCENTAGE*

Aaron Luna.....2009-11415
Jermaine Curtis2010-12409
Greg Garcia.....2012, 14406
Matt Carpenter2010,12,16,19405
Mike O'Neill2012-15402

OPS (ON-BASE + SLUGGING)*

Tyler Minges.....2005956
Oscar Taveras.....2012952
Colby Rasmus.....2007932
Matt Adams.....2011, 13914
Jordan Walker.....2022898

HITS

Chris Swauger.....2010-14	326
Jonathan Rodríguez...2014-16	310
Steven Hill2008-11	299
Mike O'Neill2012-15	288
Nick Dunn.....2021-23	280

DOUBLES

Steven Hill2008-11	61
Jonathan Rodríguez...2014-16	57
Cody Haerther.....2005-08	55
Juan Richardson2006-07	53
Three tied with.....	50

HOME RUNS

Xavier Scruggs.....2010, 12-13	59
Steven Hill2008-11	57
Chandler Redmond...2021-23	57
Andrew Brown.....2008-10	47
Chris Swauger.....2010-14	38

RUNS

Daryl Jones2008-11	162
Nick Dunn.....2021-23	162
Steven Hill2008-11	157
Mike O'Neill2012-15	157
Jonathan Rodríguez...2014-16	153
Chandler Redmond...2021-23	153

RUNS BATTED IN

Chandler Redmond...2021-23	196
Xavier Scruggs.....2010, 12-13... 193	
Steven Hill2008-11	185
Chris Swauger.....2010-14	181
Juan Richardson2006-07	156
Bruce Caldwell2015-17	156

TOTAL BASES

Steven Hill2008-11	539
Chris Swauger.....2010-14	498
Xavier Scruggs.....2010, 12-13... 475	
Jonathan Rodríguez...2014-16	469
Chandler Redmond...2021-23	446

GAMES

Chris Swauger.....2010-14	332
Jonathan Rodríguez...2014-16	319
Xavier Scruggs.....2010, 12-13... 296	
Daryl Jones2008-11	284
Nick Dunn.....2021-23	280

WALKS

Mike O'Neill2012-15	157
Jonathan Rodríguez...2014-16	152
Xavier Scruggs.....2010, 12-13... 150	
Justin Toerner2019, 21-23... 143	
Nick Dunn.....2021-23	140

STOLEN BASES

Mike Antico.....2022-23	82
Charlie Tilson2014-15	48
Victor Scott II2023	44
Jose Garcia2010-12	38
Óscar Mercado2017	38

* = min.450 PA

INNINGS PITCHED

Jordan Pals2005-06	320.0
Richard Castillo2011-13	273.2
Corey Baker2013-17	269.2
Nick Additon2009-11	259.2
Kyle Hald2014-15	239.0

GAMES

Justin Wright2012-16	168
Kevin Thomas2011-13	124
Ronnie Shaban2014-16	109
Cory Doyne2005-06	102
Corey Baker2013-17	101

GAMES STARTED

Jordan Pals2005-06	54
Chris Lambert.....2005-07	46
Nick Additon2009-11	45
Richard Castillo2011-13	42
Kyle Hald2014-15	42

WINS

Jonathan Cornelius...2013-15	17
Eric Haberer2006-07	16
Trey Hearne2009-10	16
David Kopp.....2009-11	16
Michael Blazek.....2011-13	16

SAVES

Keith Butler.....2012-13	32
Francisco Samuel ...2009-11	28
Mark Worrell2006	27
Chris Perez2007	27
Cory Doyne2005-06	25
Fernando Salas.....2008-09	25

STRIKEOUTS

Michael Blazek.....2011-13	236
Dalton Roach2021-23	228
Corey Baker2013-17	221
Kevin Thomas2011-13	219
Kyle Leahy2019, 21-22... 209	

EARNED RUN AVERAGE^

Luke Weaver.....2016	1.40
C.J. Fick2009-10	1.76
Jack Flaherty2017, 21-22... 1.82	
Jason Motte.....2007, 14	2.01
Dakota Hudson2017, 21	2.36

WHIP^

Jason Buursma2010	0.85
Jack Flaherty2017, 21-22... 0.93	
Luke Weaver2016	0.95
Jess Todd.....2008	1.00
Seth Maness2012, 16	1.05

WINNING PERCENTAGE^^

Seth Maness2012, 16786
Shelby Miller.....2011750
Lance Lynn.....2009, 16733
Fernando Salas.....2008-09727
Dakota Hudson2017, 21714

^ = min. 50 IP

^^ = min. 10 decisions

PEORIA CHIEFS (A+) COACHING STAFF



PATRICK ANDERSON

MANAGER

Patrick Anderson enters his third season as manager in Peoria and with the Cardinals organization.

In 2023, Anderson led the Chiefs to their first postseason appearance since 2018 after capturing the West Division Wild Card.

Prior to joining the Cardinals, Anderson managed for the Princeton WhistlePigs in 2021, a summer collegiate league team formerly of the Appalachian League.

Anderson's affiliated managerial experience comes from seven years in the Nationals organization (2013-19) as manager with the Single-A Hagerstown Suns (2014-19) and Gulf Coast League Nationals (2013). On May 1, 2022 vs. Wisconsin, Anderson recorded his 500th career win in minor league baseball. He owns a career record of 632-569 as manager.

The 2013 GCL Nationals ran off a 49-9 record in his only season with the Rookie Level affiliate and set a Minor League Baseball record for best domestic regular season win pct. (.845) at the time. The Nationals swept through the postseason to the championship over the Pirates (1-0) and Red Sox (2-0). Lucas Giolito, Wander Suero and Nick Pivetta were a few of the players who reached the Majors from that talent-laden squad.

Following a college playing career at Mars Hill (N.C.) University and three years of Independent League baseball, Anderson began his coaching career in 1996 as an assistant with Gannon (Pa.) University. Posts followed at Hofstra University as an assistant coach (1999-2001) and head coach (2009-11). Sandwiched between his college coaching were coaching positions in the Royals organization in the GCL (2001), Midwest League (2002-06), Pioneer League (2007) and Appalachian League (2008).

Anderson, 51, resides in Columbia, Mo., with his wife Larissa, the current head softball coach of the Missouri Tigers, where she has compiled a 169-96 record entering the 2024 season.



ELVIS RODRIGUEZ

HITTING COACH

Elvis Rodriguez begins his first season as the hitting coach for Peoria and the first in the Cardinals organization.

Rodriguez comes to the Cardinals from the Astros organization where he was a Player Development hitting coach since September of 2021, while filling roles as hitting coach for Double-A Corpus Christi and the Dominican Summer League.

His journey into professional baseball transitioned from his role as the Director of Player Development at the Swing Factory out of Massachusetts where he starting working in 2019.

As a college baseball player, Rodriguez began his career with Western Oklahoma State College where he played first base and helped the squad to the NJCAA World Series Championship in 2011. He transferred to Faulkner (Ala.) University where he would win a second title, this time in NAIA, marking the school's first title in 2013. His playing career continued to the North Shore League where he was named league MVP in 2016 and 2017 as a member of the Swampscott Sox.

Rodriguez, 33, resides in Boston, Mass., in the off-season with his wife, Christina, and children, Elvis, Jr. and Alex.



EDWIN MORENO

PITCHING COACH

Moreno enters his fifth season as a coach in the Cardinals organization and third as pitching coach for Peoria after serving two seasons as pitching coach for the club's Dominican Summer League affiliates. He previously served as the pitching coach for the Dominican Summer League Yankees in 2019.

The former pitcher played 11 professional seasons from 2000-10, making his Major League debut for San Diego on April 7, 2009. The right-hander went 1-3 with a 4.84 ERA (22.2 IP), with 15 strikeouts in 19 relief appearances for the Padres.

Moreno was a Mid-Season All-Star for Portland (AAA) in 2008 and named a Mid-Season All-Star pitching for Petroleros de Minatitlan in the 2007 Mexican League, where he was 8-3 with a 2.71 ERA (103.0 IP) and 80 strikeouts in 17 games (14 starts).

Moreno, 43, resides in Venezuela.



WILL PETERSON

COACH

Peterson enters his second season in the Cardinals organization and first with Peoria. He served as a coach on Ben Johnson's Memphis staff in 2023.

Prior to joining the Cardinals, Peterson worked as a pitching coach for the Duluth Huskies of the Northwoods Collegiate summer league and interim head coach at the College of Saint Scholastica in 2022. He advanced from student manager in 2020 to pitching coach in 2021, before taking over the head coaching position in the interim.

Peterson, 26, resides in Two Harbors, Minnesota.



2023 PEORIA CHIEFS STATISTICS



Manager: Patrick Anderson (2nd season) / Overall with Peoria: 125-139 (.473)
Record: 69-63 (T4th of 12 in Midwest League, 2nd of 6 in West Division); Home:38-28 / Away: 31-35
Streaks: W8 (July 29-August 6) & L9 (July 19-28)
Runs: 594 scored (7th in Midwest League); 580 allowed (T4th); +14 run differential (6th)
Home Runs: 85 (50 solo, 25 two-run, 9 three-run, 1 grand slam); 104 allowed
Shutouts: 8-2 **One-Run Games:** 31-20 **Extra Inning Games:** 8-10
Postseason: Lost to Cedar Rapids in West Division Series (1-2); clinched Wild Card (36-30)
Attendance: 158,209 (9th)
League Leaders: Nathan Church (H, 127); Gustavo Rodriguez (W, 8)
Post-Season All-Stars: C Jimmy Crooks, OF Victor Scott II, SP Ian Bedell
League Awards: Ian Bedell (Pitcher of the Year), Jimmy Crooks (August Player of the Month), Nathan Church (Player of the Week - 6/11), Ramon Mendoza (Player of the Week - 9/3), Cooper Hjerpe (Pitcher of the Week - 5/28)

Most games at each position

1B Thomas Francisco 69	OF Nathan Church 113	C Jimmy Crooks 90
2B Francisco Hernández 61	OF Victor Scott II 66	SP Trent Baker 22
3B Osvaldo Tovalin 104	OF Alex Iadisernia 59	RP Andrew Marrero 38
SS Jeremy Rivas 107	DH Aaron McKeithan 51	RP Gustavo Rodriguez 38

PEORIA/QUAD CITIES ALL-TIME SINGLE-SEASON LEADERS (since 1995)

Affiliates: Peoria Chiefs (1995-2004, 2013-present), Quad Cities Swing/River Bandits (2005-12)

BATTING AVERAGE*		TOTAL BASES		OPS (ON-BASE + SLUGGING)*	
Kerry Robinson 1996359	Pablo Ozuna 1998 266	Daric Barton 2004956			
Pablo Ozuna 1998357	Matt Adams 2010 251	Albert Pujols 2000953			
Albert Pujols 2000324	Shaun Boyd 2002 245	Colin Walsh 2012949			
Eliezer Alvarez 2016323	Gabe Johnson 2002 238	Elehuris Montero 2018910			
Elehuris Montero 2018322	Brent Butler 1997 233	Kerry Robinson 1996897			
HITS		WALKS		HOME RUNS	
Pablo Ozuna 1998 192	Matt Shepherd 2005 87	Joe Freitas 1997 33			
Shaun Boyd 2002 163	Chris Morris 2001 83	Gabe Johnson 2002 26			
Magneuris Sierra 2016 161	Jonathan Rodriguez 2011 77	Matt Adams 2010 22			
Breyvic Valera 2013 159	Andy Hall 1996 75	Jose Leon 1997 20			
Kerry Robinson 1996 158	Daric Barton 2004 69	Jonathan Rodriguez 2011 20			
RUNS		RUNS BATTED IN		STOLEN BASES	
Pablo Ozuna 1998 122	Gabe Johnson 2002 101	Chris Morris 2001 111			
Kerry Robinson 1996 98	Andy Bevins 1998 98	Pablo Ozuna 1998 62			
Anthony Monegan 2004 97	Matt Adams 2010 97	Anton French 1995 57			
Matt Lemanczyk 2005 92	Brady Whalen 2019 94	Matt Lemanczyk 2003 56			
Shaun Boyd 2002 91	Dave Kim 1998 92	Three tied with 50			
* = min. 350 PA					
WINS		SAVES		STRIKEOUTS	
Britt Reames 1996 15	Gene Stechschulte 1998 33	Britt Reames 1996 167			
Tyler Johnson 2002 15	Travis Welch 1995 31	Cliff Politte 1996 151			
Austin Gomber 2015 15	Kenneth Maiques 2007 31	Austin Love 2022 151			
Cliff Politte 1996 14	Kevin Crafton 1997 29	Shelby Miller 2010 140			
Anthony Ferrara 2011 13	Kyle Grana 2015 24	Austin Gomber 2015 140			
EARNED RUN AVERAGE^		WHIP^		INNINGS PITCHED	
Tommy Parsons 2019 0.26	Tommy Parsons 2019 0.54	Jose Jimenez 1996 172.1			
Patrick Dayton 2018 0.78	Jordan Swagerty 2011 0.67	Cheyenne Janke 2000 167.0			
Kyle Grana 2015 0.78	Gordon Graceffo 2022 0.68	Britt Reames 1996 161.0			
Zach Petrick 2013 0.83	Mike O'Reilly 2017 0.68	Matt DeWitt 1997 158.1			
Gordon Graceffo 2022 0.99	Jared Blasdell 2002 0.73	Neal Arnold 1998 155.2			

^ = min. 30 IP

**PALM BEACH CARDINALS (A) COACHING STAFF****GARY KENDALL****MANAGER**

Gary Kendall enters his third season as manager in Palm Beach and with the Cardinals organization. Previously, he was manager of the Triple-A Norfolk Tides for two seasons and 18 years managing overall in the Orioles organization.

In 2022 and 2023, Kendall led Palm Beach to first half division titles before falling to St. Lucie (0-2) and Jupiter (0-2) in the semifinals of the FSL playoffs, respectively.

He has led five teams to the postseason in his career including an Eastern League Championship with the 2015 Bowie Baysox (AA) and the 2013 Arizona Fall League Championship with the Surprise Saguaros.

Overall, Kendall has compiled a 1,145-1,208 record as a manager in the minor leagues.

His field manager career began with Rookie Level Bluefield in 2004 and spanned the next 16 seasons through Single-A Delmarva (2005-07), Short-A Aberdeen (2008-10) Bowie (2011-18) and Triple-A Norfolk (2019 & 2021). Kendall holds the record for most managerial wins for Bowie with 570 over his eight years with the Double-A club. He owns a career record of 1141-1204 as manager.

Kendall, 60, resides in Princess Anne, Maryland in the off-season with his wife Merlita and daughter, Isabel.

**WILLI MARTIN****HITTING COACH**

Martin begins his fourth season in the Cardinals organization and second as hitting coach with Palm Beach. Martin was hitting coach for Peoria in 2021 and was hired as a coach with Springfield in 2020 before COVID-19 protocols canceled the season.

Martin played high school baseball at Tampa Jesuit (2007-10), where he was teammates with Lance McCullers, Jr. and former Cardinals minor league catcher Joe Hudson. His collegiate career took him to Liberty University for three seasons as a pitcher before transferring to Southeastern (Fla.) University to become a position player/hitter. Martin was named an 2015 NAIA All-American as a first baseman at Southeastern before playing three years of Independent Professional Baseball in the Frontier League (2015-17).

During the 2021 season, Martin was the Director of Player Development for the United Shore Professional Baseball League after serving two years in the league as the Assistant Manager of the Utica (Mich.) Unicorns (2018-2019).

Martin, 32, resides in St. Petersburg, Florida.

**GIOVANNI CARRARA****PITCHING COACH**

Giovanni Carrara begins his 10th season in the Cardinals organization and third as pitching coach for Palm Beach after seven seasons as pitching coach for the Gulf Coast League Cardinals. He also served as pitching coach for the Dominican Summer League Cardinals in 2015.

The 2018 GCL squad, which advanced to the league championship, led the league with 40 wins and had the league ERA champion in Perry DellaValle. The 2016 club captured the GCL Championship behind five wins and a 2.32 ERA from Franyel Casadilla, who also tossed five shutout innings in a game one, 3-0 win in the finals vs. the GCL Phillies.

Carrara, 56, was originally signed as a non-drafted free-agent out of Venezuela by the Blue Jays in 1990. He pitched in parts of 10 MLB seasons (1995-2006), appearing in games with the Blue Jays (1995-96), Reds (1996-97), Rockies (2000), Dodgers (2001-02, 2004-06) and Mariners (2003). He posted a 29-18 career record with a 4.69 ERA in 313 games (18 starts).

He posted a career-best 2.18 ERA in 2004 when he went 5-2 with two saves in 42 appearances as an integral part of the Dodgers bullpen. The Dodgers claimed the National League West Division that season, and Carrara made three postseason appearances before his team fell to St. Louis in the NL Division Series. Carrara pitched in a career-high 72 games at the age of 37 in 2005, winning a career-high seven games in a relief role.

Carrara represented Italy in the 2007 Euros due to his parents heritage. He resides in El Tigre, Venezuela, in the offseason.

**BERNARD GILKEY****COACH**

Gilkey enters his second season as a coach with Palm Beach following three seasons as hitting coach in the Florida Complex League. He has previously worked with the Cardinals Core staff in Baseball Operations.

The former Cardinals outfielder played 12 Major League seasons with five organizations (Cardinals, Mets, Diamondbacks, Braves and Red Sox). He compiled a .275 average with 118 HR and 546 RBI over 1,239 career games. His finest season came with the Mets in 1996, batting .317 with 30 HR and 117 RBI, finishing 14th in the National League MVP voting.

Off the field, Gilkey made an appearance as an actor in the 1997 hit movie "Men in Black."

Gilkey, 57, resides in Chesterfield, Mo., with his wife Patrice. The couple have two sons, Jaelen, who played college baseball at Central Arizona JC and Miles College, and Caeven, who played at High Point University.



2023 PALM BEACH CARDINALS STATISTICS

Manager: Gary Kendall (2nd season) / Overall with Palm Beach: 131-124 (.514)

Record: 64-63 (6th of 10 in Florida State League, 2nd of 4 in East Division); Home: 30-33 / Away: 34-30

Streaks: W6 (May 13-19) & L6 (Sept. 1-5)

Runs: 631 scored (7th in Florida State League); 618 allowed (2nd); +13 run differential (4th)

Home Runs: 64 (35 solo, 22 two-run, 5 three-run, 2 grand slams); 96 allowed

Shutouts: 6-10

One-Run Games: 19-19

Extra Inning Games: 6-5

Postseason: Lost to Jupiter in East Division Series (0-2); clinched division 1st half best record (37-28)

Attendance: 33,067 (9th)

League Leaders: Michael Curialle (2B, 28); Pete Hansen (ERA, 3.12; SO, 126; GS, 23; WPCT, .786);

Max Rajcic (CG, 1; SHO, 1); Hancel Rincón (IP, 132.2; GS, 23; AVG, .219; WHIP, 0.97); Brycen Mautz (GS, 23)

Post-Season All-Stars: SP Pete Hansen, SP Max Rajcic, SP Hancel Rincón

League Awards: Max Rajcic (Pitcher of the Year, Pitcher of the Week - 6/4), Michael Curialle (Player of the Week - 4/16 & 5/7), Joshua Báez (Player of the Week - 7/2), Brycen Mautz (Pitcher of the Week - 4/23, 7/30, 8/20),

Benjamin Arias (Pitcher of the Week - 8/6), Pete Hansen (Pitcher of the Week - 8/13)



Most games at each position

1B R.J. Yeager 62	OF Won-Bin Cho 103	C Leonardo Bernal 64
2B Brandon Hernández 45	OF Chris Rotondo 64	SP Three tied with 23
3B Michael Curialle 106	OF Joshua Báez 51	RP Tanner Jacobson 35
SS Lizandro Espinoza 80	DH Joshua Báez 38	RP Angel Cuenca 31

PALM BEACH ALL-TIME SINGLE-SEASON LEADERS

(since 2003)

BATTING AVERAGE*

Mike O'Neill 2012342
Daryl Jones 2008326
David Popkins 2013317
Allen Craig 2007312
Charlie Tilson 2014308

TOTAL BASES

Allen Craig 2007 224
Jonathan Rodriguez 2013 219
Alex Castellanos 2010 212
Ryan Barthelemy 2006 210
Xavier Scruggs 2011 203

OPS (ON-BASE + SLUGGING)*

Allen Craig 2007899
Daryl Jones 2008881
Mike O'Neill 2012859
Jonathan Rodriguez 2013854
David Popkins 2013840

HITS

Juan Lucena 2006 141
Allen Craig 2007 132
Mike O'Neill 2012 132
Starlin Rodriguez 2012 129
Jonathan Rodriguez 2013 129

WALKS

Casey Grayson 2016 94
Dan Nelson 2007 80
Mike O'Neill 2012 70
Won-Bin Cho 2023 64
Luke Voit 2015 63

HOME RUNS

Matt Dryer 2005 21
Allen Craig 2007 21
Xavier Scruggs 2011 21
Jonathan Rodriguez 2013 18
Joe Mather 2006 16

RUNS

Allen Craig 2007 77
Dan Nelson 2007 76
Reid Gorecki 2004 74
Kramer Robertson 2018 74
Jonathan Rodriguez 2013 71

RUNS BATTED IN

Allen Craig 2007 77
Luke Voit 2015 77
Matt Dryer 2005 76
Joe Mather 2006 74
Jonathan Rodriguez 2013 72

STOLEN BASES

Rayner Laya 2004 41
C.J. McElroy 2015 39
Matt Lemanczyk 2004 33
Oscar Mercado 2016 33
Two tied with 32

* = min. 350 PA

WINS

Adam Ottavino 2007 12
Buddy Blair 2004 11
Tyler Norrick 2007 11
Pete Hansen 2023 11
Three tied with 10

SAVES

Mark Worrell 2005 35
Mike Sillman 2006 35
Luke Gregerson 2007 29
Francisco Samuel 2008 29
Adam Reifer 2009 21

STRIKEOUTS

Trent Baker 2022 138
Tyler Norrick 2007 134
Adam Ottavino 2007 128
Mitchell Boggs 2006 126
Jack Flaherty 2016 126
Pete Hansen 2023 126

EARNED RUN AVERAGE^

Zach Petrick 2013 0.27
Mike Sillman 2006 1.10
Keith Butler 2011 1.25
Andrew Marrero 2022 1.27
Josh Lucas 2015 1.29

WHIP^

Zach Petrick 2013 0.75
Troy Cate 2006 0.78
Max Rajcic 2023 0.81
Richard Castillo 2012 0.83
Jimmy Reed 2015 0.86

INNINGS PITCHED

Tyler Norrick 2007 165.1
Buddy Blair 2004 161.2
Richard Castillo 2009 148.2
Mitchell Boggs 2006 145.0
Eric Fornataro 2011 144.2

^ = min. 30 IP

COMPLEX LEAGUE CARDINALS (RK) COACHING STAFF

ROBERTO ESPINOZA
MANAGER

Espinoza enters his 11th season in a coaching role for the Cardinals organization and his fourth as manager for the FCL Cardinals. Previously, he served as manager for the Johnson City Cardinals (2017-20) where he won the 2019 Appalachian League Championship. He has a career managerial record of 165-195.

Prior to his managerial turn, Espinoza was hitting coach for the Appalachian League champion squad in 2016. In 2015, Espinoza was hitting coach for the GCL Cardinals following a year as the bullpen assistant in St. Louis.

The former Cardinals minor league catcher was originally signed by the Cardinals as a non-drafted free-agent out of Palo Negro, Venezuela, in March 2006.

He played five seasons in the Cardinals organization before an injury sidelined him during the 2011 and 2012 seasons, when he pursued a career in coaching. Espinoza played in 202 games, advancing as far as High-A Palm Beach in 2010.

Espinoza, 35, resides in Palm Beach Gardens, Fla. with his wife, Johely, and children, Roberto Alexander and Valeria.


ERICK ALMONTE
HITTING COACH

Erick Almonte enters his 11th season as a coach in the Cardinals organization and his second as hitting coach for the Florida Complex League Cardinals.

Almonte spent three seasons as a manager in the Cardinals system, with Peoria from 2019-20 and the Gulf Coast League Cardinals in 2018. The 2018 GCL squad led the league with 40 wins while averaging a league-best 6.2 runs per game. The team advanced to the GCL Championship, defeating the Phillies before losing in three games to the Tigers.

Almonte also previously served as hitting coach for the 2017 Florida State League co-Champion Palm Beach Cardinals, which had the fewest strikeouts in the league (919).

Almonte was signed as a non-drafted free-agent by the Yankees in 1996 out of the Dominican Republic and played professionally for 17 years. His career included stints with four MLB organizations: Yankees (1997-03), Rockies (2004), Tigers (2007-08) and Brewers (2009-12). Almonte also played for Japan's Nippon Ham Fighters in 2005.

Almonte, 46, and his wife Nicole Noesi, reside in Santo Domingo, Dominican Republic with their three children, Erick Manuel, Luis Gabriel and Eva. His brother, Hector, pitched in parts of two seasons with the Marlins, Red Sox and Expos.


DERNIER OROZCO
PITCHING COACH

Orozco enters his second season as pitching coach with the Florida Complex League Cardinals and 19th in the Cardinals organization, serving at five different levels of player development. He was the pitching coach at Triple-A Memphis from 2017-22.

The 2018 Redbirds led the PCL with a 3.54 ERA out-distancing second place Oklahoma City (3.92) and allowed the fewest hits, en route to the Triple-A National Championship. The Redbirds pitching staff was led by Dakota Hudson, the PCL Pitcher of the Year and 2018 Cardinals Minor League Pitcher of the Year.

Orozco previously spent three seasons as pitching coach with Peoria (A), all of which included trips to the Midwest League playoffs, following two seasons with Short-A State College in the New York-Penn League.

His Cardinals coaching career began in 2006 as a coach in the Venezuelan Summer League for three years before receiving the title of pitching coach in Venezuela in 2010. He was the pitching coach for the Gulf Coast League Cardinals in 2009 and 2011.

The right-handed Orozco pitched six pro seasons in the Red Sox organization. He posted a 1.88 ERA in 14 Venezuelan Summer League outings (three starts) in 2002, and went 4-2 over 14 games (29.2 IP) for the GCL Red Sox in 2003, his final season.

Orozco, 43, resides in Venezuela in the off-season.


CHRISTINA WHITLOCK
COACH

Whitlock begins her first season as coach in the Florida Complex League and her fourth season as a member of the Cardinals player development staff, previously working as a coach for Peoria in 2023, a video and technology fellow in 2021-22, and a fourth coach during the COVID-shortened 2020 season.

Prior to her coaching in professional baseball, Whitlock coached softball for 20 years, most recently as an assistant coach at Furman (S.C.) University in 2019. She also coached internationally with the British National Team in 2017-18.

Whitlock played softball for the U.S. Womens National team and collegiately at the University of South Carolina (1994-97) where she was a two-time All-American (1995, 1997). The Gamecocks made four straight NCAA Regionals and a

College World Series appearance her senior season when South Carolina joined the Southeastern Conference and ran off a 25-1 league mark en route to a school record 63-5 campaign.

Whitlock, 49, has two sons, Aaron and Brian, and resides in Columbia, South Carolina.


LUIS ARENADO
COACH

Arenado enters his second season as coach in the Florida Complex League.

Previously, Arenado worked a Sports Science fellowship for the Florida Complex League and Palm Beach Cardinals.

He played three years in college with two years at Florida International University (2018-19) and one season at Shorter University (2020).

Arenado, 24, resides in Miami, Florida. He is the first cousin of Cardinals third baseman Nolan Arenado.



2023 FLORIDA COMPLEX LEAGUE CARDINALS STATISTICS

Manager: Roberto Espinoza (3rd season) / Overall with FCL Cardinals: 66-91 (.420)
Record: 17-33 (14th of 15 in FCL, 5th of 5 in East Division); Home: 9-17 / Away: 8-16
Streaks: W3 (June 26-29, July 27-29, Aug. 2-4) & L9 (Aug. 10-22)
Runs: 232 scored (15th); 288 allowed (8th); -56 run differential (13th)
Home Runs: 30 (17 solo, 10 two-run, 2 three-run, 1 grand slam); 26 allowed
Shutouts: 4-5
One-Run Games: 1-10
Extra Inning Games: 1-2
Postseason: N/A
League Leaders: Darlin Saladin (GS, 11); Antoni Cuello (G, 21); Gerardo Salas (WPCT, .667)



Most games at each position

1B Miguel A. Vargas 29	OF Yaisel Ramos 36	C Luis A. Rodriguez 22
2B Adari Grant 27	OF Jose Suarez 34	SP Darlin Saladin 11
3B Yancel Guerrero 22	OF Romtres Cabrera 29	RP Antoni Cuello 21
SS Jonathan Mejia 27	DH Felix Taveras 18	RP Randel Clemente 19

COMPLEX LEAGUE ALL-TIME SINGLE-SEASON LEADERS

(since 2007)

BATTING AVERAGE*

Magneuris Sierra.....2014.....	.386
Dennis Ortega.....2016.....	.357
Iván Herrera.....2018.....	.348
Andrew Warner.....2018.....	.342
Allen Cordoba.....2015.....	.342

TOTAL BASES

Magneuris Sierra.....2014.....	102
Malik Collymore.....2014.....	85
Allen Cordoba.....2015.....	85
Elehuris Montero.....2017.....	81
Two tied with.....	80

OPS (ON-BASE + SLUGGING)*

Andrew Warner.....2018.....	1.046
Magneuris Sierra.....2014.....	.939
Oswaldo Morales.....2007.....	.926
Iván Herrera.....2018.....	.923
Malik Collymore.....2014.....	.883

HITS

Magneuris Sierra.....2014.....	78
Allen Cordoba.....2015.....	69
Bladimil Franco.....2015.....	65
Michael Pritchard.....2014.....	60
Malik Collymore.....2014.....	59

WALKS

Nick Plummer.....2015.....	39
Guillermo Toribio.....2007.....	34
Sam Tuivailala.....2010.....	29
Taylor Bryant.....2017.....	27
Rainel Rosario.....2008.....	26

HOME RUNS

Edgar Lara.....2007.....	8
Oswaldo Morales.....2007.....	8
Roberto De La Cruz.....2010.....	7
Francisco Hernandez...2019.....	7
Two tied with.....	6

RUNS

Nick Plummer.....2015.....	43
Magneuris Sierra.....2014.....	42
Allen Cordoba.....2015.....	40
Edmundo Sosa.....2014.....	37
Michael Pritchard.....2014.....	36

RUNS BATTED IN

Elehuris Montero.....2017.....	36
Malik Collymore.....2014.....	34
Edgar Lara.....2007.....	32
Magneuris Sierra.....2014.....	30
Josh Shaw.....2018.....	30

STOLEN BASES

Tony Bryant.....2012.....	18
D'Marcus Ingram.....2007.....	17
Steven Ramos.....2010.....	15
Starlin Rodriguez.....2010.....	14
Yoenny Gonzalez.....2012.....	14

* = min. 120 PA

WINS

Brian Pirela.....2018.....	10
David Oca.....2015.....	7
Six tied with.....	5

SAVES

Willy Paulino.....2011.....	12
Manuel De La Cruz.....2010.....	9
Edgar Escobar.....2018.....	9
Omar Sanchez.....2021.....	7
Two tied with.....	6

STRIKEOUTS

Perry DellaValle.....2018.....	67
Junior Fernández.....2015.....	58
Derian Gonzalez.....2015.....	55
David Oca.....2015.....	55
Two tied with.....	52

EARNED RUN AVERAGE^

Connor Coward.....2018.....	0.88
Ian McKinney.....2013.....	0.89
Reynier Gonzalez.....2007.....	1.01
Javier Avendano.....2010.....	1.35
Fidencio Flores.....2012.....	1.56

WHIP^

Connor Coward.....2018.....	0.73
Manuel De La Cruz.....2010.....	0.88
Fidencio Flores.....2012.....	0.92
Tyler Melling.....2011.....	0.92
Michael Santana.....2010.....	0.96

INNINGS PITCHED

Brian Pirela.....2018.....	69.2
Sandy Alcantara.....2015.....	64.1
David Oca.....2015.....	63.2
Junior Gonzalez.....2017.....	59.1
Ramon Ulacio.....2011.....	58.1

^ = min. 30 IP

DOMINICAN SUMMER LEAGUE CARDINALS (RK) COACHING STAFF

FRAY PENICHE
MANAGER

Peniche begins his 14th season as manager of the Dominican Summer League Cardinals and has compiled a 393-409 record over that time.

The 2018 DSL Cardinals Blue squad made their first postseason appearance since the Cardinals Dominican Academy opened, while running off a franchise best 51 wins and boasting the league batting champion in Malcom Nuñez.

Prior to his time with the Cardinals, Peniche spent 12 seasons in the Detroit Tigers organization, four as manager of the DSL Tigers (2007-10). Peniche began his coaching career with the Short-A Oneonta Tigers in 1999, then moved on as a coach with the DSL Tigers from 2000-06.

Peniche was signed as a non-drafted free-agent by the Tigers and played four seasons in their minor league system. He spent three seasons with the Gulf Coast League Tigers (1995-97) and one season in the New York-Penn League with the Jamestown Jammers (1998).

Peniche, 50, resides in Santo Domingo Este, Dominican Republic, with his wife, Sandy, and two children, Aaron and Fray Antonio.


LUIS CRUZ
HITTING COACH

Cruz enters his sixth season as a coach for the DSL Cardinals and fourth as hitting coach.

The former Cardinals catcher and first baseman was signed out of the Dominican Republic as an 18-year-old and played 287 career minor league games in the Cardinals organization over seven seasons. He batted .264 with 14 HR and 101 RBI, reaching as high as Triple-A Memphis in 2016, making an appearance in two games.

From 2017-18, Cruz played Independent League baseball in York of the Atlantic League and participated in the Dominican Winter League for Toros del Este.

Cruz, 30, resides in Cotui, Dominican Republic.


BILL VILLANUEVA
PITCHING COACH

Villanueva returns for his ninth season as pitching coach of the DSL Cardinals. He coached in Johnson City (R) for the 2015 season, and previously served in the same capacity for the DSL Cardinals from 2008-14. Villanueva joined the Cardinals organization in 2005. After serving as an assistant pitching instructor at the Cardinals' complex in Jupiter, Fla., in 2008, he returned to coaching in 2009.

Villanueva was the pitching coach when former St. Louis Cardinals pitcher Carlos Martinez won the 2010 Dominican Summer League ERA title with a 0.76 ERA.

A former right-handed pitcher, Villanueva signed with the Marlins in 1995 and pitched six seasons in their minor league system. Overall, Villanueva was 14-28 with a 3.95 ERA in 77 career minor league games (61 starts). Villanueva also played for the Tigres de Licey from 1998-2001 in the Caribbean Baseball Series.

Villanueva, 45, is a native of Santo Domingo, Dominican Republic.


WILMAN MADERA
ASST. PITCHING COACH

Wilman Madera returns to the Dominican Summer League Cardinals for his third season as assistant pitching coach.

He started his coaching career as a bullpen coach for the Gigantes de Barranquilla from 2020-21.

Signed by the Cardinals as an international free-agent as a 16-year-old out of Colombia in 2016, Madera played four professional seasons, reaching the Gulf Coast League Cardinals and posting career marks of 4-5 with a 5.11 ERA over 66 appearances compiling 119.2 innings.

Madera, 25, resides in Cartagena, Colombia.


WESSLYE CUAS
COACH

Wesslye Cuas enters his second season as a coach in the Cardinals organization and second with the DSL Cardinals.

Cuas, 24, resides in Santo Domingo, Dominican Republic.



2023 DOMINICAN SUMMER LEAGUE CARDINALS STATISTICS

Manager: Fray Peniche (13th season) / Overall with DSL Cardinals: 393-409 (.490)
Record: 17-36 (45th of 50 in DSL, 7th of 9 in South Division); Home: 10-15 / Away: 7-21
Streaks: W2 (five times) & L9 (June 10-23)
Runs: 223 scored (46th); 317 allowed (38th); -94 run differential (43rd)
Home Runs: 26 (11 solo, 12 two-run, 2 three-run, 1 grand slam); 22 allowed
Shutouts: 4-5
One-Run Games: 5-10
Extra Inning Games: 3-3
Postseason: N/A
League Leaders: N/A



Most games at each position

1B Heriberto Carabello 16	OF Facundo Velasquez 40	C Heriberto Carabello 19
2B Bracewell Taveras 29	OF Hancel Almonte 38	SP Yadiel Batista 9
3B Daniel Rojas 33	OF Yordalin Pena 35	SP Nelfy Ynfante 9
SS Arfeni Batista 40	DH Angel Gil 24	RP Yordy Herrera 17

DSL ALL-TIME SINGLE-SEASON LEADERS

(since 2005)

BATTING AVERAGE*

Malcom Nuñez 2018415
Darlin Moquete 2019390
Diowill Burgos 2019382
Robelys Reyes 2011378
Carlos Soler 2018372

TOTAL BASES

Brian Sanchez 2016 149
Malcom Nuñez 2018 127
Robelys Reyes 2011 123
Joerlin De Los Santos 2018 117
Ronny Gil 2009 112

OPS (ON-BASE + SLUGGING)*

Malcom Nuñez 2018 1.272
Diowill Burgos 2019 1.206
Brian Sanchez 2016 1.075
Darlin Moquete 2019 1.030
Robelys Reyes 2011 1.007

HITS

Robelys Reyes 2011 84
Joerlin De Los Santos 2018 84
Brian Sanchez 2016 81
Ronny Gil 2009 77
Two tied with 74

WALKS

Albert Inoa 2019 52
Juan Mosquera 2007 51
Freddy De Jesus 2018 49
Sander Mora 2019 49
Esequiel Delgado 2016 47

HOME RUNS

Brian Sanchez 2016 15
Malcom Nuñez 2018 13
Diowill Burgos 2019 9
Jairo Martinez 2006 8
Four tied with 7

RUNS

Joerlin De Los Santos 2018 66
Sander Mora 2019 63
Ronny Gil 2009 58
Albert Inoa 2019 54
Darlin Moquete 2018 53

RUNS BATTED IN

Brian Sanchez 2016 76
Malcom Nuñez 2018 59
Cristhian Longa 2018 49
Luis Andujar 2019 47
Brian Sanchez 2015 45

STOLEN BASES

Sander Mora 2019 33
Joerlin De Los Santos 2018 30
William Sandoval 2005 29
Smith Vargas 2019 28
Ronny Gil 2009 26

* = min. 120 PA

WINS

Jhonatan Escudero 2012 7
Octavio Cordova 2018 7
Julio Puello 2018 7
Enmanuel Solano 2018 7
Eight tied with 6

SAVES

Oscar Lara 2005 16
Ismael Brito 2012 14
Jose Almarante 2008 10
Jose Almarante 2009 9
Three tied with 8

STRIKEOUTS

Julio Puello 2018 82
Henderson Lugo 2005 78
Carlos Martínez 2010 78
Charlan Jimenez 2009 75
Hector Soto 2018 75

EARNED RUN AVERAGE^

Carlos Martínez 2010 0.76
Kender Villegas 2011 1.13
Fernando Baez 2012 1.14
Anderson Gerdel 2011 1.21
Nelson Montilla 2005 1.55

WHIP^

Carlos Martínez 2010 0.71
Angel Cruz 2008 0.84
Henderson Lugo 2005 0.90
Bryan Martinez 2010 0.91
Angel Cuenca 2019 0.92

INNINGS PITCHED

Franyel Casadilla 2015 79.0
Oneiver Diaz 2015 77.0
Julio Puello 2018 74.2
Juan Alvarez 2015 74.0
Francis Ventura 2018 74.0

^ = min. 30 IP



CARDINALS MINOR LEAGUE AFFILIATE RECORDS (1963-79)

Year	Team	W	L	Finish	Playoff	Manager
1963	Atlanta	85	68	2nd/5	5-4	Harry Walker
	Tulsa	74	66	3rd/6	6-1	Grover Resinger
	Billings	61	66	4th/6	3-2	Ron Plaza
	Brunswick	52	64	4th/4	--	George Kissell
	Winnipeg	55	64	4th/6	--	Fred Koenig
1964	Jacksonville	89	62	1st/8	0-4	Harry Walker
	Tulsa	79	61	2nd/6	4-5	Grover Resinger
	Raleigh	76	62	3rd/5	--	George Kissell
	Rock Hill	76	51	2nd/8	1-2	Hal Smith
	Winnipeg	52	65	4th/6	--	Ron Plaza
	Sarasota Rookie	30	30	2nd/4	--	Fred Koenig
1965	Jacksonville	71	76	6th/8	--	Grover Resinger
	Tulsa	81	60	1st/3	1-3	Vern Rapp
	Raleigh	64	79	4th/5	--	Ray Hathaway
	Rock Hill	59	63	5th/8	2-0	Sparky Anderson
	Cedar Rapids	62	52	3rd/10	--	Ron Plaza
	Florida Rookie	27	31	5th/6	--	George Kissell
1966	Tulsa	85	62	1st/6	3-4	Charlie Metro
	Arkansas	81	59	1st/6	1-2	Vern Rapp
	St. Petersburg	91	45	1st/10	2-3	Sparky Anderson
	Rock Hill	58	68	5th/8	--	Jack Krol
	Cedar Rapids	81	40	1st/10	1-2	Ron Plaza
	Eugene	44	40	2nd/4	--	Hal Luby
	Gulf Coast	20	28	4th/5	--	George Kissell
	Tulsa	65	79	6th/6	--	Warren Spahn
1967	Arkansas	63	77	5th/6	--	Vern Rapp
	St. Petersburg	96	43	1st/5	3-1	Ron Plaza
	Modesto	79	61	2nd/8	0-2	Sparky Anderson
	Cedar Rapids	53	67	8th/10	--	Jack Krol
	Lewiston	30	54	4th/4	--	Ray Hathaway
	Gulf Coast	25	32	6th/6	--	George Kissell
	Tulsa	95	53	1st/6	4-1	Warren Spahn
1968	Arkansas	82	58	1st/4	1-3	Vern Rapp
	St. Petersburg	80	63	2nd/5	1-2	Ron Plaza
	Modesto	69	71	4th/8	--	Joe Cunningham
	Cedar Rapids	63	53	3rd/10	--	Jack Krol
	Lewiston	30	45	4th/4	--	Roy Majtyka
	Gulf Coast	34	27	2nd/8	--	Ray Hathaway
	Tulsa	79	61	2nd/6	--	Warren Spahn
	Arkansas	66	69	2nd/4	--	Ray Hathaway
1969	St. Petersburg	54	76	6th/6	--	Jack Krol
	Modesto	63	77	7th/8	--	Joe Cunningham
	Cedar Rapids	55	68	6th/9	--	Roy Majtyka
	Lewiston	30	49	4th/4	--	Bobby Dews
	Gulf Coast	21	33	7th/7	--	Tom Burgess
	Tulsa	70	70	2nd/4	--	Warren Spahn
	Arkansas	67	67	2nd/4	--	Ken Boyer
	St. Petersburg	78	52	1st/6	2-3	Joe Cunningham
1970	Modesto	76	64	4th/8	--	Jack Krol
	Cedar Rapids	57	64	7th/10	--	Roy Majtyka
	Lewiston	43	37	1st/3	--	Fred Hatfield
	Gulf Coast	32	28	5th/8	--	Tom Burgess

Year	Team	Won	Lost	Finish	Playoff	Manager
1971	Tulsa	64	76	4th/4	--	Warren Spahn
	Arkansas	75	64	1st/4	2-3	Jack Krol
	St. Petersburg	72	69	3rd/6	--	Joe Cunningham
	Modesto	83	56	1st/8	--	Roy Majtyka
	Cedar Rapids	67	53	2nd/5	--	Bobby Dews
1972	Lewiston	28	51	3rd/3	--	Jim Brideweser
	Gulf Coast	20	33	7th/7	--	Tom Burgess
	Tulsa	78	62	2nd/4	--	Jack Krol
	Arkansas	65	74	3rd/4	--	Fred Koenig
	St. Petersburg	66	66	3rd/6	--	Roy Majtyka
	Modesto	76	63	2nd/8	2-0	Tom Burgess
1973	Cedar Rapids	51	77	4th/5	--	Gary Geiger
	GCL Cardinals	27	32	5th/8	--	Bobby Dews
	GCL Redbirds	23	35	6th/8	--	Julio Gotay
	Tulsa	68	67	1st/4	5-7	Jack Krol
	Arkansas	69	71	3rd/4	--	Tom Burgess
1974	St. Petersburg	84	62	1st/5	4-0	Roy Majtyka
	Modesto	60	80	8th/8	--	Bobby Dews
	Orangeburg	50	72	6th/6	--	Jimmy Piersall
	GCL Cardinals	25	30	7th/9	--	Ken Boyer
	GCL Redbirds	29	27	4th/9	--	Lee Thomas
	Tulsa	76	58	1st/4	4-3	Ken Boyer
1975	Arkansas	75	59	2nd/4	--	Jack Krol
	St. Petersburg	59	71	4th/4	--	Roy Majtyka
	Modesto	68	72	4th/8	--	Lee Thomas
	Gulf Coast	27	21	5th/9	--	T. Burgess/B. Dews
	Tulsa	73	63	2nd/4	--	Ken Boyer
1976	Arkansas	63	72	3rd/4	--	Roy Majtyka
	St. Petersburg	88	47	1st/4	5-3	Jack Krol
	Johnson City	41	27	1st/4	--	Tom Burgess
	Gulf Coast	17	35	7th/7	--	Fred Koenig
	Tulsa	65	70	3rd/4	--	Ken Boyer
	Arkansas	59	76	3rd/4	--	Jack Krol
1977	St. Petersburg	70	71	3rd/4	--	Hal Lanier
	Johnson City	50	20	1st/4	--	Buzzy Keller
	Gulf Coast	27	24	4th/7	--	Dave Ricketts
	New Orleans	57	79	4th/4	--	Lance Nichols
	Arkansas	63	67	2nd/4	4-0	B. Keller/T. Thompson
1978	St. Petersburg	83	56	2nd/5	3-4	Hub Kittle
	Gastonia	82	57	1st/6	3-1	Hal Lanier
	Johnson City	37	33	3rd/6	--	Dave Ricketts
	Calgary	34	36	4th/6	--	Johnny Lewis
	Springfield (IL)	70	66	3rd/4	--	Jimmy Williams
	Arkansas	76	56	1st/4	1-2	Tommy Thompson
	St. Petersburg	84	56	1st/5	0-1	Hal Lanier
	Gastonia	69	71	5th/6	--	Buzzy Keller
1979	Johnson City	37	33	2nd/6	--	Nick Leyva
	Calgary	37	32	3rd/8	--	Johnny Lewis
	Springfield (IL)	73	63	2nd/4	--	Hal Lanier
	Arkansas	76	57	1st/4	5-0	Tommy Thompson
	St. Petersburg	64	71	4th/5	--	Sonny Ruberto
Gastonia	65	74	5th/6	--	Johnny Lewis	
Johnson City	25	43	5th/6	--	Nick Leyva	



CARDINALS MINOR LEAGUE AFFILIATE RECORDS (1980-94)

Year	Team	Won	Lost	Finish	Playoff	Manager
1980	Springfield (IL)	75	61	1st/4	4-1	Hal Lanier
	Arkansas	81	55	1st/4	5-0	Sonny Ruberto
	St. Petersburg	70	66	2nd/5	1-2	Tommy Thompson
	Gastonia	74	66	2nd/4	1-2	Nick Leyva
	Johnson City	29	40	6th/6	--	Johnny Lewis
1981	Springfield (IL)	66	70	2nd/4	2-3	Tommy Thompson
	Arkansas	52	80	4th/4	--	Gaylen Pitts
	St. Petersburg	69	63	2nd/5	--	Nick Leyva
	Gastonia	68	76	4th/5	--	Joe Rigoli
	Erie	44	30	2nd/4	--	Sonny Ruberto
1982	Johnson City	36	34	4th/6	--	Johnny Lewis
	Louisville	73	62	2nd/4	--	Joe Frazier
	Arkansas	68	68	3rd/4	--	G. Pitts/N. Leyva
	St. Petersburg	69	64	2nd/5	--	N. Leyva/J. Riggleman
	Springfield (IL)	83	53	1st/4	0-2	Dave Bialas
1983	Gastonia	54	89	5th/5	--	Lloyd Merritt
	Erie	35	38	4th/5	--	Joe Rigoli
	Johnson City	32	35	1st/4	--	Rich Hacker
	Louisville	78	57	1st/4	3-6	Jim Fergosi
	Arkansas	69	67	2nd/4	0-2	Nick Leyva
1984	St. Petersburg	71	64	2nd/5	--	Jim Riggleman
	Springfield (IL)	80	59	1st/4	3-3	Dave Bialas
	Macon	71	73	3rd/5	--	Lloyd Merritt
	Erie	37	38	3rd/6	--	Joe Rigoli
	Johnson City	30	42	6th/7	--	Rich Hacker
1985	Louisville	79	76	4th/8	8-3	Jim Fergosi
	Arkansas	62	74	3rd/4	--	Dave Bialas
	St. Petersburg	71	73	3rd/5	--	Jim Riggleman
	Springfield (IL)	70	69	1st/4	4-3	Joe Rigoli
	Savannah	78	61	2nd/5	1-2	Lloyd Merritt
1986	Erie	43	31	2nd/6	--	Rich Hacker
	Johnson City	29	40	4th/4	--	Chuck Hiller
	Louisville	74	68	1st/4	4-1	Jim Fergosi
	Arkansas	64	70	3rd/4	0-2	Jim Riggleman
	St. Petersburg	78	62	2nd/4	1-2	Dave Bialas
1987	Springfield (IL)	66	74	3rd/4	--	Lloyd Merritt
	Savannah	57	78	4th/5	--	Gaylen Pitts
	Erie	44	34	2nd/4	--	Fred Koenig
	Johnson City	39	29	2nd/7	--	Rich Hacker
	Louisville	64	78	4th/4	--	J. Fregosi/D. Bialas
1988	Arkansas	67	67	3rd/4	--	Jim Riggleman
	St. Petersburg	88	48	1st/4	5-2	Bialas/Jorgenson
	Springfield (IL)	87	53	1st/4	0-2	Gaylen Pitts
	Savannah	75	60	2nd/5	--	Mark DeJohn
	Erie	37	40	2nd/4	--	Joe Rigoli
1989	Johnson City	44	22	1st/4	1-2	Dan Radison
	Louisville	78	62	2nd/8	2-3	Mike Jorgenson
	Arkansas	72	63	2nd/4	--	Jim Riggleman
	St. Petersburg	85	57	1st/6	0-2	Dave Bialas
	Springfield (IL)	94	46	1st/4	3-4	Gaylen Pitts
1990	Savannah	69	69	4th/6	--	Mark DeJohn
	Erie	36	39	5th/6	--	Joe Rigoli
	Johnson City	42	27	1st/4	0-2	Dan Radison
	Louisville	74	72	3rd/4	--	Gaylen Pitts
	Arkansas	56	80	4th/4	--	Dave Bialas
1991	St. Petersburg	64	70	4th/5	--	Joe Pettini
	Springfield (IL)	63	76	5th/7	--	Keith Champion
	Savannah	73	68	3rd/6	2-3	Rick Colbert
	Hamilton	30	46	5th/6	--	Luis Melendez
	Johnson City	28	42	8th/10	--	Mark DeJohn
1992	Arizona	28	24	3rd/6	--	Larry Milbourne
	Louisville	51	92	4th/4	--	Mark DeJohn
	Arkansas	49	87	4th/4	--	Joe Pettini
	St. Petersburg	47	84	5th/5	--	Dave Bialas
	Springfield (IL)	58	79	7th/7	--	Mike Ramsey
1993	Savannah	61	77	6th/7	--	Larry Milbourne
	Hamilton	35	42	4th/6	--	Rick Colbert
	Johnson City	40	26	2nd/5	--	Chris Maloney
	Arizona	28	24	5th/7	--	Keith Champion
	Louisville	73	70	3rd/4	--	Jack Krol
1994	Arkansas	59	73	4th/4	--	Joe Pettini
	St. Petersburg	57	76	5th/6	--	Dave Bialas
	Springfield (IL)	84	56	2nd/7	--	Rick Colbert
	Savannah	62	78	5th/7	--	Mike Ramsey
	Hamilton	56	20	1st/6	0-1	Chris Maloney
1995	Johnson City	33	32	2nd/5	--	Steve Turco
	Arizona	28	28	6th/8	--	Joe Cunningham III
	Louisville	68	76	3rd/4	--	Jack Krol
	Arkansas	67	69	2nd/4	--	Joe Pettini
	St. Petersburg	75	58	3rd/6	--	Terry Kennedy
1996	Springfield (IL)	78	58	2nd/7	0-2	Mike Ramsey
	Savannah	94	48	1st/7	3-2	Chris Maloney
	Glens Falls	37	40	3rd/4	--	Steve Turco
	Johnson City	37	31	2nd/5	--	Joe Cunningham III
	Arizona	31	22	2nd/8	--	Roy Silver
1997	Louisville	74	68	4th/8	0-3	Joe Pettini
	Arkansas	68	67	3rd/4	--	Chris Maloney
	St. Petersburg	74	65	3rd/8	--	Mike Ramsey
	Madison	66	73	4th/7	--	Joe Cunningham III
	Savannah	82	55	2nd/7	5-0	Luis Melendez
1998	New Jersey	43	32	1st/4	4-1	Roy Silver
	Johnson City	42	26	1st/5	1-2	Steve Turco
	Arizona	34	22	1st/8	--	Scott Melvin

Year	Team	Won	Lost	Finish	Playoff	Manager
1988	Louisville	63	79	4th/4	--	Mike Jorgenson
	Arkansas	67	69	3rd/4	--	J. Riggleman/G. Pitts
	St. Petersburg	68	68	3rd/5	--	Dave Bialas
	Springfield (IL)	81	58	2nd/7	0-2	Mark DeJohn
	Savannah	68	67	5th/6	--	Keith Champion
1989	Hamilton	36	39	3rd/6	--	Dan Radison
	Johnson City	41	31	3rd/5	--	G. Pitts/J. Aranzamendi
	Louisville	71	74	4th/4	--	Mike Jorgenson
	Arkansas	79	56	1st/4	6-3	Gaylen Pitts
	St. Petersburg	75	64	2nd/5	5-3	Dave Bialas
1990	Springfield (IL)	73	62	3rd/7	2-3	Dan Radison
	Savannah	69	70	4th/6	--	Keith Champion
	Hamilton	32	44	4th/7	--	Joe Pettini
	Johnson City	38	32	2nd/5	--	Mark DeJohn
	Arizona	24	31	5th/6	--	Luis Melendez
1991	Louisville	74	72	3rd/4	--	Gaylen Pitts
	Arkansas	56	80	4th/4	--	Dave Bialas
	St. Petersburg	64	70	4th/5	--	Joe Pettini
	Springfield (IL)	63	76	5th/7	--	Keith Champion
	Savannah	73	68	3rd/6	2-3	Rick Colbert
1992	Hamilton	30	46	5th/6	--	Luis Melendez
	Johnson City	28	42	8th/10	--	Mark DeJohn
	Arizona	28	24	3rd/6	--	Larry Milbourne
	Louisville	51	92	4th/4	--	Mark DeJohn
	Arkansas	49	87	4th/4	--	Joe Pettini
1993	St. Petersburg	47	84	5th/5	--	Dave Bialas
	Springfield (IL)	58	79	7th/7	--	Mike Ramsey
	Savannah	61	77	6th/7	--	Larry Milbourne
	Hamilton	35	42	4th/6	--	Rick Colbert
	Johnson City	40	26	2nd/5	--	Chris Maloney
1994	Arizona	28	24	5th/7	--	Keith Champion
	Louisville	73	70	3rd/4	--	Jack Krol
	Arkansas	59	73	4th/4	--	Joe Pettini
	St. Petersburg	57	76	5th/6	--	Dave Bialas
	Springfield (IL)	84	56	2nd/7	--	Rick Colbert
1995	Savannah	62	78	5th/7	--	Mike Ramsey
	Hamilton	56	20	1st/6	0-1	Chris Maloney
	Johnson City	33	32	2nd/5	--	Steve Turco
	Arizona	28	28	6th/8	--	Joe Cunningham III
	Louisville	68	76	3rd/4	--	Jack Krol
1996	Arkansas	67	69	2nd/4	--	Joe Pettini
	St. Petersburg	75	58	3rd/6	--	Terry Kennedy
	Springfield (IL)	78	58	2nd/7	0-2	Mike Ramsey
	Savannah	94	48	1st/7	3-2	Chris Maloney
	Glens Falls	37	40	3rd/4	--	Steve Turco
1997	Johnson City	37	31	2nd/5	--	Joe Cunningham III
	Arizona	31	22	2nd/8	--	Roy Silver
	Louisville	74	68	4th/8	0-3	Joe Pettini
	Arkansas	68	67	3rd/4	--	Chris Maloney
	St. Petersburg	74	65	3rd/8	--	Mike Ramsey
1998	Madison	66	73	4th/7	--	Joe Cunningham III
	Savannah	82	55	2nd/7	5-0	Luis Melendez
	New Jersey	43	32	1st/4	4-1	Roy Silver
	Johnson City	42	26	1st/5	1-2	Steve Turco
	Arizona	34	22	1st/8	--	Scott Melvin



CARDINALS MINOR LEAGUE AFFILIATE RECORDS (1995-2010)

Year	Team	Won	Lost	Finish	Playoff	Manager
1995	Louisville	74	70	4th/8	6-2	Joe Pettini
	Arkansas	70	65	2nd/4	--	Mike Ramsey
	St. Petersburg	64	67	6th/8	--	Chris Maloney
	Peoria	62	72	4th/6	--	Roy Silver
	Savannah	56	83	6th/7	--	Scott Melvin
	New Jersey	35	41	3rd/4	--	Luis Melendez
	Johnson City	35	33	3rd/5	--	Steve Turco
1996	Louisville	60	84	4th/4	--	Joe Pettini
	Arkansas	67	73	4th/4	--	Rick Mahler
	St. Petersburg	75	63	4th/8	--	Chris Maloney
	Peoria	79	57	1st/5	1-2	Roy Silver
	New Jersey	28	47	5th/5	--	Scott Melvin
	Johnson City	42	26	2nd/4	--	Steve Turco
	1997	Louisville	58	85	4th/4	--
Arkansas		68	72	2nd/4	--	Rich Mahler
Prince William		69	70	2nd/4	--	Roy Silver
Peoria		70	69	3rd/5	--	Joe Cunningham III
New Jersey		35	39	3rd/5	--	Jeff Shireman
Johnson City		23	45	5th/5	--	Steve Turco
1998		Memphis	74	70	2nd/4	--
	Arkansas	80	60	1st/4	0-3	Chris Maloney
	Prince William	72	67	2nd/4	--	Joe Cunningham III
	Peoria	72	68	2nd/5	1-2	Jeff Shireman
	New Jersey	34	41	4th/5	--	Jose Oquendo
	Johnson City	25	42	5th/5	--	Steve Turco
	1999	Memphis	74	64	3rd/4	--
Arkansas		59	81	4th/4	--	Chris Maloney
Potomac		54	85	4th/4	--	Joe Cunningham III
Peoria		63	76	4th/5	--	Brian Rupp
New Jersey		30	46	8th/8	--	Jeff Shireman
Johnson City		30	39	5th/5	--	Steve Turco
2000		Memphis	83	61	1st/4	7-6
	Arkansas	68	71	2nd/4	--	Chris Maloney
	Potomac	62	76	4th/4	--	Joe Cunningham III
	Peoria	63	74	5th/8	--	Tom Lawless
	New Jersey	31	45	6th/7	--	Jeff Shireman
	Johnson City	24	44	5th/5	--	Luis Melendez
	2001	Memphis	62	81	4th/4	--
New Haven		47	95	6th/6	--	Danny Sheaffer
Potomac		66	74	3rd/4	--	Joe Cunningham III
Peoria		57	81	6th/8	--	Joe Hall
New Jersey		35	41	5th/7	--	Brian Rupp
Johnson City		31	35	4th/5	--	Chris Maloney
2002		Memphis	71	71	4th/4	--
	New Haven	74	65	2nd/6	0-3	Mark DeJohn
	Potomac	59	81	3rd/4	--	Joe Cunningham III
	Peoria	85	53	1st/8	7-1	Danny Sheaffer
	New Jersey	39	37	3rd/6	--	Tommy Shields
	Johnson City	29	38	4th/5	--	Brian Rupp
	2003	Memphis	64	79	4th/4	--
Tennessee		72	67	2nd/5	1-3	Mark DeJohn
Palm Beach		54	84	6th/6	--	Tom Nieto
Peoria		65	73	6th/8	--	Joe Cunningham III
New Jersey		31	42	5th/6	--	Tommy Shields
Johnson City		27	36	4th/5	--	Pop Warner

Year	Team	Won	Lost	Finish	Playoff	Manager
2004	Memphis	73	71	2nd/4	--	Danny Sheaffer
	Tennessee	69	71	3rd/5	3-1	Mark DeJohn
	Palm Beach	73	61	3rd/6	--	Tom Nieto
	Peoria	75	64	2nd/8	1-2	Joe Cunningham III
	New Jersey	41	34	2nd/6	--	Tommy Shields
	Johnson City	33	35	3rd/5	--	Tom Kidwell
	2005	Memphis	71	72	3rd/4	--
Springfield		70	70	3rd/4	--	Chris Maloney
Palm Beach		69	71	3rd/6	5-3	Pop Warner
Quad Cities		72	67	2nd/8	0-2	Joe Cunningham III
New Jersey		37	39	4th/6	--	Mark DeJohn
Johnson City		28	39	4th/5	--	Tom Kidwell
Dominican		36	35	4th/6	--	Neder Horta
2006	Memphis	58	86	3rd/4	--	Danny Sheaffer
	Springfield	66	72	3rd/4	--	Chris Maloney
	Palm Beach	75	60	1st/6	0-2	Pop Warner
	Quad Cities	76	61	2nd/8	1-2	Keith Mitchell
	State College	39	36	3rd/6	--	Mark DeJohn
	Johnson City	34	34	4th/5	--	Dan Radison
	Dominican	30	35	4th/5	--	Neder Horta
Venezuelan	24	46	9th/10	--	Wilmer Becerra	
2007	Memphis	56	88	4th/4	--	Chris Maloney
	Springfield	73	63	1st/4	4-3	Pop Warner
	Palm Beach	71	69	2nd/6	--	Gaylen Pitts
	Quad Cities	78	61	3rd/8	0-2	Keith Mitchell
	Batavia	31	43	5th/6	--	Mark DeJohn
	Johnson City	28	40	3rd/5	--	Joe Almaraz
	Gulf Coast	24	30	3rd/5	--	Enrique Brito
Dominican	30	35	4th/5	--	Maximo Alvarez	
Venezuelan	23	46	7th/9	--	Javier Meza	
2008	Memphis	75	67	2nd/4	--	Chris Maloney
	Springfield	76	64	1st/4	--	Pop Warner
	Palm Beach	75	62	2nd/6	1-2	Gaylen Pitts
	Quad Cities	68	66	6th/8	--	Steve Dillard
	Batavia	46	28	1st/6	4-1	Mark DeJohn
	Johnson City	36	30	2nd/5	--	Joe Almaraz
	Gulf Coast	17	38	5th/5	--	Enrique Brito
Dominican	27	39	4th/4	--	Nelson Norman	
Venezuelan	31	34	5th/8	--	Javier Meza	
2009	Memphis	77	67	1st/4	6-0	Chris Maloney
	Springfield	71	69	3rd/4	0-3	Pop Warner
	Palm Beach	61	77	5th/6	--	Tom Spencer
	Quad Cities	61	78	6th/8	--	Steve Dillard
	Batavia	37	39	4th/6	--	Mark DeJohn
	Johnson City	37	30	2nd/5	--	Mike Schildt
	Gulf Coast	25	31	3rd/5	--	Steve Turco
Dominican	46	27	2nd/4	--	Claudio Almonte	
Venezuelan	34	35	4th/7	--	Enrique Brito	
2010	Memphis	82	62	1st/4	3-3	Chris Maloney
	Springfield	76	64	2nd/4	2-3	Pop Warner
	Palm Beach	75	65	3rd/6	--	Luis Aguayo
	Quad Cities	83	55	1st/8	1-2	Johnny Rodriguez
	Batavia	45	29	1st/6	1-2	Dann Bilardello
	Johnson City	42	24	1st/5	4-0	Mike Schildt
	Gulf Coast	28	28	3rd/5	--	Steve Turco
Dominican	39	32	2nd/4	--	Claudio Almonte	
Venezuelan	22	45	6th/7	--	Milko Jaramillo	

PLAYER DEVELOPMENT



CARDINALS MINOR LEAGUE AFFILIATE RECORDS (2011-23)

Year	Team	Won	Lost	Finish	Playoff	Manager
2011	Memphis	77	66	2nd/4	--	Chris Maloney
	Springfield	62	78	4th/4	--	Pop Warner
	Palm Beach	68	70	3rd/6	--	Luis Aguayo
	Quad Cities	81	56	1st/8	7-0	Johnny Rodriguez
	Batavia	37	38	4th/6	--	Dann Bilardello
	Johnson City	45	23	1st/5	4-1	Mike Schildt
	Gulf Coast	31	24	2nd/5	--	Steve Turco
	Dominican	27	44	3rd/4	--	Fray Peniche
2012	Memphis	57	87	3rd/4	--	Pop Warner
	Springfield	77	61	1st/4	6-3	Mike Schildt
	Palm Beach	63	72	3rd/6	--	Johnny Rodriguez
	Quad Cities	68	71	7th/8	--	Luis Aguayo
	Batavia	44	32	2nd/6	--	Dann Bilardello
	Johnson City	39	28	2nd/5	1-2	Oliver Marmol
	Gulf Coast	34	24	3rd/4	0-1	Steve Turco
	Dominican	37	33	4th/8	--	Fray Peniche
2013	Memphis	69	75	2nd/4	--	Pop Warner
	Springfield	64	74	3rd/4	--	Mike Schildt
	Palm Beach	64	71	5th/6	--	Johnny Rodriguez
	Peoria	68	69	4th/8	--	Dann Bilardello
	State College	48	27	1st/6	1-2	Oliver Marmol
	Johnson City	36	31	4th/5	--	Joe Kruzel
	Gulf Coast	24	35	3rd/4	--	Steve Turco
	Dominican	35	36	5th/8	--	Fray Peniche
2014	Memphis	79	64	1st/4	1-3	Pop Warner
	Springfield	68	72	3rd/4	--	Mike Schildt
	Palm Beach	76	63	4th/6	--	Dann Bilardello
	Peoria	72	67	3rd/8	--	Joe Kruzel
	State College	48	28	1st/6	4-2	Oliver Marmol
	Johnson City	37	31	2nd/5	4-2	Johnny Rodriguez
	Gulf Coast	37	23	1st/4	0-1	Steve Turco
	Dominican	22	48	9th/10	--	Fray Peniche
2015	Memphis	73	71	2nd/4	--	Mike Schildt
	Springfield	64	76	3rd/4	--	Dann Bilardello
	Palm Beach	75	63	2nd/6	0-2	Oliver Marmol
	Peoria	75	63	4th/8	2-2	Joe Kruzel
	State College	41	35	3rd/6	--	Johnny Rodriguez
	Johnson City	27	38	5th/5	--	Chris Swauger
	Gulf Coast	34	25	1st/4	0-1	Steve Turco
	Dominican	34	38	3rd/6	--	Fray Peniche
2016	Memphis	65	77	4th/4	--	Mike Schildt
	Springfield	75	65	1st/4	1-3	Dann Bilardello
	Palm Beach	58	79	6th/6	--	Oliver Marmol
	Peoria	73	66	3rd/8	0-2	Joe Kruzel
	State College	50	26	1st/6	4-1	Johnny Rodriguez
	Johnson City	39	29	1st/5	4-1	Chris Swauger
	Gulf Coast	33	21	1st/5	3-1	Steve Turco
	Dominican	45	26	2nd/8	--	Fray Peniche
2017	Memphis	91	50	1st/4	6-5	Stubby Clapp
	Springfield	77	63	1st/4	--	Johnny Rodriguez
	Palm Beach	74	60	2nd/6	2-0	Dann Bilardello
	Peoria	69	70	4th/8	3-3	Chris Swauger
	State College	40	35	2nd/6	--	Joe Kruzel
	Johnson City	33	34	3rd/5	--	Roberto Espinoza
	Gulf Coast	26	29	4th/5	--	Steve Turco
	Dominican	30	40	6th/8	--	Fray Peniche

Year	Team	Won	Lost	Finish	Playoff	Manager
2018	Memphis	83	57	1st/4	7-2	Stubby Clapp
	Springfield	60	79	4th/4	--	Johnny Rodriguez
	Palm Beach	75	58	1st/6	0-2	Dann Bilardello
	Peoria	76	63	3rd/8	3-3	Chris Swauger
	State College	36	40	4th/6	--	Joe Kruzel
	Johnson City	31	37	4th/5	--	Roberto Espinoza
	Gulf Coast	40	16	1st/5	2-2	Erick Almonte
	Domin. Blue	51	21	1st/8	0-2	Fray Peniche
	Domin. Red	40	31	2nd/8	--	John Matos
2019	Memphis	69	71	2nd/4	--	Ben Johnson
	Springfield	60	80	3rd/4	--	Joe Kruzel
	Palm Beach	57	73	5th/6	--	Dann Bilardello
	Peoria	54	85	8th/8	--	Erick Almonte
	State College	39	36	3rd/6	--	José Leon
	Johnson City	35	33	1st/5	4-2	Roberto Espinoza
	Gulf Coast	20	34	5th/5	--	Josh Lopez
	Domin. Blue	41	23	2nd/9	--	Fray Peniche
	Domin. Red	32	39	6th/8	--	John Matos
2020				NO MILB SEASON		
2021	Memphis	61	67	5th/7	--	Ben Johnson
	Springfield	45	75	5th/5	--	José Leger
	Peoria	45	75	6th/6	--	Chris Swauger
	Palm Beach	37	80	4th/4	--	José Leon
	FL Complex	24	29	4th/5	--	Roberto Espinoza
	Domin. Blue	21	38	7th/8	--	Fray Peniche
	Domin. Red	27	30	6th/8	--	Estuar Ruiz
2022	Memphis	73	77	6th/10	--	Ben Johnson
	Springfield	68	70	4th/5	--	José Leger
	Peoria	56	76	5th/6	--	Patrick Anderson
	Palm Beach	67	61	2nd/4	0-2	Gary Kendall
	FL Complex	25	29	5th/6	--	Roberto Espinoza
	Dominican	33	26	4th/9	--	Fray Peniche
2023	Memphis	71	78	5th/10	--	Ben Johnson
	Springfield	72	66	2nd/5	1-2	José Leger
	Peoria	69	63	2nd/6	1-2	Patrick Anderson
	Palm Beach	64	63	2nd/4	0-2	Gary Kendall
	FL Complex	17	33	5th/5	--	Roberto Espinoza
	Dominican	17	36	7th/9	--	Fray Peniche

BOLD: League Champion



CARDINALS MINOR LEAGUE SINGLE-SEASON BATTING LEADERS SINCE 1962

BATTING AVERAGE[^]

Jim Dwyer, OF*1973 Tulsa (AAA).....	.387
Dane Iorg, 1B*1978 Springfield, Ill. (AAA).....	.371
Jim Hicks, OF*1968 Tulsa (AAA).....	.366
Kerry Robinson, OF*1996 Peoria (A).....	.359
Mike O'Neill, OF2012 Springfield (AA)/PB (A+)359
Pablo Ozuna, SS**.....1998 Peoria (A).....	.357
Mike Easler, OF**.....1976 Tulsa (AAA).....	.352
Keith Hernandez, 1B* ...1974 Tulsa (AAA).....	.351
Keith Smith, OF*1979 Springfield, Ill. (AAA).....	.350
Vince Coleman, OF*1983 Macon (A).....	.350

HITS

Walt Williams, OF**.....1966 Tulsa (AAA).....	193
Pablo Ozuna, SS**.....1998 Peoria (A).....	192
Walt Williams, OF**.....1965 Tulsa (AA).....	189
Joe McEwing, OF*1998 Memphis (AAA)/Ark. (AA) ..	189
Jim Beauchamp, OF*1963 Tulsa (AA).....	173
Jim Lentine, OF*1978 Spr., Ill. (AAA)/Ark. (AA).....	173
Joe Patterson, OF1968 Modesto (A).....	169
Manny Castillo, 3B**1979 Springfield, Ill. (AAA).....	169
Kerry Robinson, OF*1997 Arkansas (AA).....	169
Two tied with.....	168

DOUBLES

Joe McEwing, OF*1998 Memphis (AAA)/Ark. (AA)....	51
John Gall, 1B*2002 New Haven (AA).....	45
Coco Laboy, 3B**.....1968 Tulsa (AAA).....	44
Allen Battle, OF*1994 Louisville (AAA).....	44
Albert Pujols, 3B*2000 Memphis (AAA)/Pot./Peo.....	44
Matt Adams, 1B*2010 Quad Cities (A).....	41
Adam Kennedy, SS*1998 Memphis (AAA)/Ark./PW	39
Gene Roof, OF*1984 Louisville (AAA).....	38
Jim Lindeman, 1B/3B* ...1986 Louisville (AAA).....	38
David Kim, OF1998 Peoria (A).....	38

RUNS

Pablo Ozuna, SS**.....1998 Peoria (A).....	122
Joe Patterson, OF1968 Modesto (A).....	121
Weldon Bowlin, 2B**1962 Billings (A).....	118
Joe Patterson, OF1964 Tulsa (AA).....	116
Felix DeLeon, OF1962 Billings (A).....	113
Stubby Clapp, 2B*1998 Arkansas (AA).....	113
Jim Lentine, OF*1978 Spr., Ill. (AAA)/Ark. (AA).....	110
Jimmy Harris, 2B/SS.....1963 Billings (A).....	109
Walt Williams, OF**.....1966 Tulsa (AAA).....	107
Three tied with.....	106

WALKS

Jim Ferguson, 3B/2B ...1989 Savannah (A).....	132
Felix DeLeon, OF1962 Billings (A).....	121
Calvin Knowles, OF1962 Billings (A).....	105
Alex Ojeda, 2B1986 Savannah (A).....	104
Felix DeLeon, OF1965 Raleigh (A).....	103
Ernest Davis, OF1967 Modesto (A).....	101
Mike Fiore, OF1989 Springfield, Ill. (A).....	101
Zeke Faulkner, OF1962 Billings (A).....	100
Zeke Faulkner, OF1963 Billings (A).....	100
Gene Dotson, OF1978 Arkansas (AA).....	100

OPS (ON-BASE + SLUGGING)[^]

Felix DeLeon, OF1962 Billings (A).....	1.220
Luken Baker, 1B*2023 Memphis (AAA).....	1.159
Felix DeLeon, OF1964 Winnipeg (A).....	1.155
Jim Hicks, OF*1968 Tulsa (AAA).....	1.110
Mike Easler, OF**.....1976 Tulsa (AAA).....	1.068
Dane Iorg, 1B*1978 Springfield, Ill. (AAA).....	1.062
Hector Cruz, OF*1973 Arkansas (AA).....	1.037
Jim Beauchamp, OF* ...1963 Tulsa (AA).....	1.027
Byron Browne, OF*1969 Tulsa (AAA).....	1.021
Coco Laboy, 3B**.....1964 J'ville (AAA)/Tulsa/Ral. ...	1.018

HOME RUNS

Moisés Gómez, OF2022 Memphis (AAA)/Spr. (AA)....	39
Felix DeLeon, OF1962 Billings (A).....	37
Tyrone Horne, OF1998 Memphis (AAA)/Ark. (AA)....	37
Kevin Witt, 1B/3B**.....2004 Memphis (AAA).....	36
Ernie Young, OF*2000 Memphis (AAA).....	35
Ivan Cruz, 1B*2002 Memphis (AAA).....	35
Mike Calise, DH1982 Louisville (AAA).....	33
Joe Freitas, DH/OF1997 Peoria (A).....	33
Luken Baker, 1B*2023 Memphis (AAA).....	33
Three tied with.....	32

TRIPLES

Willie Montanez, 1B** ..1967 St. Petersburg (A).....	17
Mike Robinson, OF1984 St. Petersburg (A).....	16
Ray Lankford, OF*1988 Springfield, Ill. (A).....	16
Adron Chambers, OF* ..2009 Palm Beach (A+).....	16
Garry Templeton, SS* ..1976 Tulsa (AAA).....	15
Kerry Robinson, OF*1996 Peoria (A).....	14
Boots Day, OF*1967 St. Petersburg (A).....	13
Jim Dwyer, OF*1972 Modesto (A).....	13
Diomedes Del Rio, OF..2018 GCL (R)/DSL (R).....	13

RUNS BATTED IN

Tyrone Horne, OF1998 Memphis (AAA)/Ark. (AA) ..	140
Felix DeLeon, OF1962 Billings (A).....	125
Ted Simmons, C*1968 Modesto (A).....	117
Hector Cruz, 3B*1975 Tulsa (AAA).....	116
Troy Farnsworth, 1B/3B ..2000 Potomac (A+).....	113
Nick Stavinoha, 1B/OF* ..2011 Memphis (AAA).....	109
Mike Fitzgerald, 1B*1987 Arkansas (AA).....	108
Todd Zeile, C*1987 Springfield, Ill. (A).....	106
Nate Dishington, 1B1997 Prince William (A+).....	106
Two tied with.....	105

STOLEN BASES

Vince Coleman, OF*1983 Macon (A).....	145
Chris Morris, OF2001 Peoria (A).....	111
Esix Snead, OF**.....2000 Potomac (A+).....	109
Vince Coleman, OF*1984 Louisville (AAA).....	101
Victor Scott II, OF2023 Springfield (AA)/Peo. (A+) ...	94
Geronimo Pena, 2B*1987 Savannah (A).....	80
Mateo Ozuna, 2B1991 Springfield, Ill. (A).....	78
Jim Reboulet, 2B1986 St. Petersburg (A).....	71
Tito Landrum, OF*1978 St. Petersburg (A).....	68
Alex Cole, OF**.....1987 Arkansas (AA).....	68

*Played for St. Louis

**Played in majors with another organization

[^] = min. 350 PA



CARDINALS MINOR LEAGUE SINGLE-SEASON PITCHING LEADERS SINCE 1962

GAMES STARTED

Dick LeMay, LHP**1966 Tulsa (AAA).....	32
Chuck Taylor, RHP*1968 Tulsa (AAA).....	32
Tom Hilgendorf, LHP* ..1963 Tulsa (AA)	31
Brian Sinnott, RHP1966 Arkansas (AA).....	31
Phillip Knuckles, RHP1967 Modesto (A).....	31
Dick LeMay, LHP**1967 Tulsa (AAA).....	31
Dick LeMay, LHP**1968 Tulsa (AAA).....	31
Dick LeMay, LHP**1965 Jacksonville (AAA).....	30
Donald Hagen, RHP1965 Tulsa (AA).....	30
Frank Montgomery, LHP...1966 Arkansas (AA).....	30
Allen Watson, LHP*1992 L'ville (AAA)/Ark./St. Pete....	30
Alan Benes, RHP*1994 L'ville/Ark./St. Pete/Sav.....	30

STRIKEOUTS

Rick Ankiel, LHP*1998 Prn. Will. (A+)/Peo. (A).....	222
Jerry Wild, RHP1962 Billings (A)	220
Larry Jaster, LHP*1965 Rock Hill (A)	219
Cliff Politte, LHP1962 Billings (A)	218
John Ericks, RHP**1989 Savannah (A)	211
Jim Bibby, RHP*1972 Tulsa (AAA).....	208
Donald Hagen, RHP1964 Raleigh (A)	202
Clint Stark, LHP.....1970 Modesto (A).....	202
Don Durham, RHP*1971 Modesto (A).....	202
Rick Ankiel, LHP*1999 Mem. (AAA)/Ark. (AA).....	194

WINS

Greg Mathews, LHP* ...1985 Louisville (AAA)/St. Pete.....	19
Bob Faron, RHP1987 Springfield, Ill. (A).....	19
Felix Roque, RHP1965 Rock Hill (A)	18
Chuck Taylor, RHP*1968 Tulsa (AAA).....	18
John Fulgham, RHP*1977 St. Petersburg (A)	18
Matt Arrandale, RHP1994 St. Pete (A+)/Sav. (A)	18
Reggie Cleveland, RHP* ...1969 Tulsa (AAA)/Ark. (AA).....	18
Dick LeMay, LHP**1965 Jacksonville (AAA).....	17
Joe Magrane, LHP*1986 Louisville (AAA)/Ark. (AA)....	17
Jeff Oyster, RHP1986 Springfield, Ill. (A).....	17
Mike Badorek, RHP1992 Springfield, Ill. (A).....	17
Alan Benes, RHP*1994 L'ville/Ark./St. Pete/Sav.....	17
Bud Smith, LHP*2000 Mem. (AAA)/Ark. (AA).....	17

EARNED RUN AVERAGE - STARTER^

Al Olmsted, LHP*1976 Johnson City (R)	1.50
Ryan Helsley, RHP*2016 Peoria (A)	1.61
Luke Weaver, RHP*2015 Palm Beach (A+).....	1.62
Jeff Matranga, RHP1993 St. Pete (A+)/Sav. (A)	1.64
Jason Karnuth, RHP*1998 Prince William (A+)	1.67
Santiago Guzman, RHP*...1967 St. Petersburg (A)	1.74
Mike Proly, RHP*1973 St. Petersburg (A)	1.76
Greg Mathews, LHP* ...1985 Louisville (AAA)/St. Pete... 1.79	
Bob Sadowski, RHP**...1963 Atlanta (AAA).....	1.80
Frankie Martinez, RHP ...1993 Ark. (AA)/St. Pete/Sav.	1.88

SHUTOUTS

Santiago Guzman, RHP*...1967 St. Petersburg (A)	7
Gregory LaMendoza, RHP ..1972 St. Petersburg (A)	6
Robert Stewart, RHP1975 Arkansas (AA)/St. Pete (A)....	6
12 tied with	5

GAMES

Luis DeLeon, RHP*1980 Arkansas (AA).....	76
Roy Bailey, RHP1991 Savannah (A)	73
Bryan Eversgerd, LHP* ...1991 Savannah (A)	72
Jeff Fassero, LHP*1988 Arkansas (AA).....	70
Howard Hilton, RHP*1989 Louisville (AAA).....	70
Ernie Baker, RHP1990 Savannah (A)	70
Dennis Aust, RHP*1965 J'ville (AAA)/Tulsa (AA).....	67
Felix Roque, RHP1967 Modesto (A).....	67
Howard Hilton, RHP* ...1988 Arkansas (AA).....	66
Dennis Fletcher, RHP ...1990 Savannah (A)	66

INNINGS PITCHED

Dick LeMay, LHP**1967 Tulsa (AAA).....	230.0
Dick LeMay, LHP**1968 Tulsa (AAA).....	230.0
Chuck Taylor, RHP*1968 Tulsa (AAA).....	230.0
Dave Bakenhaster, RHP*...1966 St. Petersburg (A)	218.0
Reggie Cleveland, RHP* ...1969 Tulsa (AAA)/Ark. (AA)....	218.0
Dick LeMay, LHP**1966 Tulsa (AAA).....	215.0
John Martin, RHP.....1981 Gastonia (A)	212.0
Larry Jaster, LHP*1965 Tulsa (AA).....	210.0
Dick LeMay, LHP**1965 Jacksonville (AAA).....	209.0
Clint Stark, LHP.....1970 Modesto (A).....	209.0

SAVES

Jamie Cochran, RHP ...1993 Savannah (A)	46
Mike Perez, RHP*1987 Springfield, Ill. (A).....	41
John Kelly, RHP1992 St. Petersburg (A+)	38
Dale Kisten, RHP1989 Springfield, Ill. (A)	37
Craig Grasser, RHP1994 Savannah (A)	37
Eric Miller, RHP1994 St. Petersburg (A+)	37
Steve Montgomery, RHP**...1995 Arkansas (AA).....	36
Armando Almanza, LHP**...1997 Prince William (A+)	36
Jerry Santos, RHP1992 Springfield, Ill. (A)	35
Mark Worrell, RHP*2005 Palm Beach (A+).....	35
Mike Sillman, RHP2006 Palm Beach (A+).....	35
Chris Perez, RHP*2007 Mem. (AAA)/Spr. (AA).....	35

EARNED RUN AVERAGE - RELIEVER^^

Steve Jones, RHP.....1992 Hamilton (A-)	0.41
Stanley Kmet, RHP1973 St. Petersburg (A)	0.67
Clyde Keller, RHP1991 Springfield, Ill. (A)	0.75
Kyle Grana, RHP.....2015 Peoria (A)	0.78
Dean Weese, RHP1989 Savannah (A)	0.81
Mike Perez, RHP*1987 Springfield, Ill. (A).....	0.85
Kyle Grana, RHP2014 State College (A-).....	0.89
Eric Miller, RHP1993 St. Pete (A+)/Spr., Ill. (A)...	1.03
Justin Wright, LHP2011 PB (A+)/QC (A)/GCL (R)...	1.03
Jamie Cochran, RHP ...1992 Hamilton (A-).....	1.04

COMPLETE GAMES

Reggie Cleveland, RHP* ...1969 Tulsa (AAA)/Ark. (AA).....	18
John Fulgham, RHP* ...1977 St. Petersburg (A)	17
Chuck Taylor, RHP*1968 Tulsa (AAA).....	16
R.J. Harrison, RHP1977 St. Petersburg (A)	16
Frank Montgomery, LHP...1965 Tulsa (AA)/Raleigh (A).....	15
Dick LeMay, LHP**1968 Tulsa (AAA).....	15
Clint Stark, LHP.....1970 Modesto (A).....	15

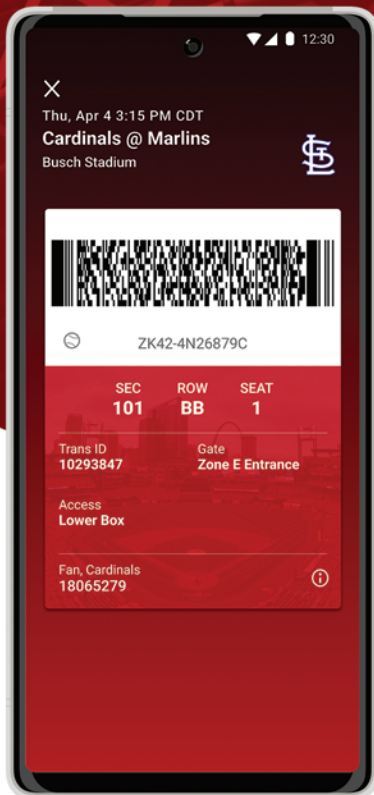
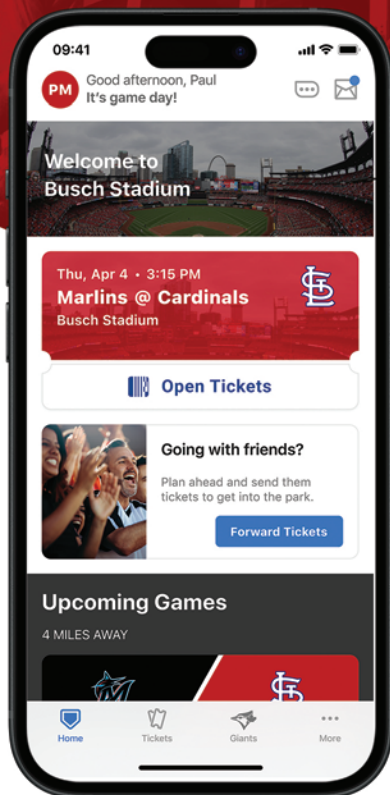
*Played for St. Louis

**Played in majors with another organization

^ = min. 90 IP

^^ = min. 40 IP

THE OFFICIAL APP OF BUSCH STADIUM



Key Features:

- Purchase, access and manage your digital tickets.
- Check-in offers, rewards, and personalized history for ballparks visited.
- Team schedule, directions and parking information, stadium features and more.
- Interactive concourse maps and directory, including food and drink menus.

 **Ballpark™**





MINOR LEAGUE PLAYER OF THE YEAR

YEAR	NAME	TEAM(S)^
1995	Mike Gulan, 3B	Louisville/Arkansas
1996	Dmitri Young, 1B	Louisville
1997	Brent Butler, SS	Peoria
1998	Pablo Ozuna, SS	Peoria
1999	Adam Kennedy, 2B/SS	Memphis
2000	Albert Pujols, 3B	Peoria
2001	Coco Crisp, OF	Potomac
2002	John Gall, 1B	New Haven
2003	John Gall, 1B	Memphis
2004	Reid Gorecki, OF	Palm Beach
2005	Travis Hanson, 3B	Springfield
2006	Colby Rasmus, OF	Quad Cities
2007	Colby Rasmus, OF	Springfield
2008	Daryl Jones, OF	Palm Beach
2009	Allen Craig, OF	Memphis
2010	Matt Carpenter, 3B	Springfield
2011	Matt Adams, 1B	Springfield
2012	Oscar Tavares, OF	Springfield
2013	Kolten Wong, 2B	Memphis
2014	Magneuris Sierra, OF	GCL Cardinals
2015	Stephen Piscotty, OF	Memphis
2016	Carson Kelly, C	Springfield
2017	Harrison Bader, OF	Memphis
2018	Tyler O'Neill, OF	Memphis
2019	Dylan Carlson, OF	Springfield
2021*	Juan Ypez, 1B	Memphis
	Jordan Walker, 3B	Peoria
2022*	Moisés Gómez, OF	Memphis/Springfield
	Jordan Walker, 3B/OF	Springfield
2023	Iván Herrera, C	Memphis

* Co-winners ^Primary team listed

MINOR LEAGUE PITCHER OF THE YEAR

YEAR	NAME	TEAM(S)^
1995	Mike Busby, RHP	Arkansas
1996	Britt Reames, RHP	Peoria
1997	Cliff Politte, RHP	Prince William
1998	Rick Ankiel, LHP	Prince William
1999	Rick Ankiel, LHP	Memphis
2000	Bud Smith, LHP	Arkansas
2001	Jimmy Journell, RHP	Potomac
2002	Tyler Johnson, LHP	Peoria
2003	Dan Haren, RHP	Memphis/Tennessee
2004	Anthony Reyes, RHP	Tennessee
2005	Mark Worrell, RHP	Palm Beach
2006	Blake Hawksworth, RHP	Springfield/Palm Beach
2007	P.J. Walters, RHP	Quad Cities
2008	Jess Todd, RHP	Springfield
2009	Lance Lynn, RHP	Springfield
2010	Shelby Miller, RHP	Quad Cities
2011	Shelby Miller, RHP	Springfield
2012	Seth Maness, RHP	Springfield
2013	Zach Petrick, RHP	Springfield
2014	Marco Gonzales, LHP	Memphis/Springfield
2015*	Austin Gomber, LHP	Peoria
	Alex Reyes, RHP	Palm Beach
2016	Luke Weaver, RHP	Springfield
2017	Jack Flaherty, RHP	Memphis
2018	Dakota Hudson, RHP	Memphis
2019	Angel Rondón, RHP	Springfield
2021	Matthew Liberatore, LHP	Memphis
2022	Gordon Graceffo, RHP	Springfield
2023	Max Rajcic, RHP	Peoria/Palm Beach



Pitcher Max Rajcic, outfielder Victor Scott II, and catcher Iván Herrera at the 64th Annual St. Louis Baseball Writers Dinner, January 14, 2024.



CARDINALS ARIZONA FALL LEAGUE PARTICIPANTS

Year	Team
1992	Tucson Javelinas C Jose Fernandez, INF Bien Figueroa, OF Lonnie Maclin, RHP Kevin Meier, LHP Mike Milchin, OF Skeets Thomas
1993	Chandler Desert Dogs SS Tripp Cromer, 2B Darrel Deak, LHP Bryan Eversgerd, RHP Steven Montgomery, C Don Pryblinski
1994	Tempe Rafter RHP Brian Barber, OF Allen Battle, OF Terry Bradshaw, RHP Gary Buckels, OF John Mabry, C Marc Ronan
1995	Peoria Javelinas RHP Alan Benes (<i>Sun Cities</i>)*, RHP John Frascatore, 3B Mike Gulan, SS Aaron Holbert, 1B Mark Sweeney
1996	Scottsdale Scorpions 2B Jeff Berblinger, RHP John Frascatore, RHP Braden Looper, RHP Eric Ludwick, C Eli Marrero
1997	Mesa Saguaros RHP Brian Barber, RHP Mike Busby, RHP Rich Croushore, OF Scarborough Green, RHP Rick Heiserman, OF Kerry Robinson, 1B Dmitri Young
1998	Peoria Javelinas LHP Armando Almanza, OF J.D. Drew, 3B Chris Haas, INF Adam Kennedy, C Stacy Kleiner, RHP Braden Looper, SS Jay Woolf
1999	Phoenix Desert Dogs RHP John Ambrose, LHP Justin Brunette, INF Brent Butler, 3B Chris Haas, RHP Rick Heiserman, INF Adam Kennedy
2000	Scottsdale Scorpions Andy Bevins, 2B Stubby Clapp, RHP Chad Hutchinson, RHP Jason Karnuth, 3B Albert Pujols, OF Esix Snead
2001	Phoenix Desert Dogs 1B John Gall, INF Bo Hart, RHP Jeremy Lambert, OF Bill Ortega, RHP Nick Stocks
2002	Maryvale Saguaros 1B John Gall, OF Dee Haynes, RHP Cheyenne Janke, RHP Kevin Joseph, RHP Justin Pope, RHP Steve Stemle, OF So Taguchi
2003	Grand Canyon Rafter RHP Josh Axelson, OF Shaun Boyd, LHP Tyler Johnson, RHP Josh Kinney, SS John Nelson, OF Skip Schumaker, RHP Brad Thompson
2004	Mesa Solar Sox LHP Carmen Cali, RHP Andy Cavazos, 1B Chris Duncan, OF Reid Gorecki, SS John Nelson
2005	Surprise Scorpions RHP Andy Cavazos, RHP Cory Doyno, OF Cody Haerther, 3B Travis Hanson, C Gabe Johnson, RHP Chris Lambert, RHP Rich Scalamandre

Year	Team
2006	Peoria Saguaros OF Amaury Cazana, RHP Dennis Dove, LHP Eric Haberer, RHP Mike Parisi, RHP Stu Pomeranz, SS Brendan Ryan, OF Nick Stavinoha
2007	Mesa Solar Sox C Bryan Anderson (Team USA), RHP Mitchell Boggs, OF Amaury Cazana, RHP Luke Gregerson, 1B Mark Hamilton, 2B Jarrett Hoffpauir, DH Joe Mather, RHP Kyle McClellan, RHP Jason Motte, RHP Chris Perez (Team USA), RHP Stu Pomeranz, OF Colby Rasmus (Team USA)
2008	Peoria Saguaros LHP Justin Fiske, LHP Brad Furnish, 2B Tyler Greene, C Steven Hill, LHP Tyler Norrick, RHP Adam Ottavino, OF Shane Robinson, 3B Brett Wallace
2009	Surprise Rafter C Bryan Anderson, RHP Gary Delay, 2B Daniel Descalso, RHP Scott Gorgen, OF Tyler Henley, OF Daryl Jones, RHP Mike Parisi, RHP Adam Reifer
2010	Surprise Rafter RHP Brian Broderick, OF Adron Chambers, 3B Zack Cox, C Tony Cruz, RHP Ramon Delgado, RHP Blake King, SS Pete Kozma, RHP Jordan Swagerty
2011	Peoria Javelinas 1B Matt Adams, RHP Keith Butler, SS Ryan Jackson, RHP David Kopp, LHP Tyler Lyons, OF Oscar Taveras, LHP Justin Wright
2012	Surprise Saguaros RHP Seth Blair, LHP Sam Freeman, OF Mike O'Neill, LHP Kevin Siegrist, C Cody Stanley, RHP Boone Whiting, 2B Kolten Wong
2013	Salt River Rafter LHP Anthony Ferrara, RHP Sam Gaviglio, LHP Dean Kiekhefer, OF Stephen Piscotty, OF James Ramsey, LHP Lee Stoppelman, 2B Jacob Wilson
2014	Peoria Javelinas RHP Mitch Harris, RHP Tyrell Jenkins, OF C.J. McElroy, RHP Chris Perry, C Cody Stanley, RHP Sam Tuivailala, INF Breyvic Valera, INF Jacob Wilson
2015	Surprise Saguaros SS Aledmys Diaz, LHP Dean Kiekhefer, C Michael Ohlman, RHP Alex Reyes, RHP Robby Rowland, OF Charlie Tilson, RHP Luke Weaver, 3B Patrick Wisdom
2016	Glendale Desert Dogs OF Harrison Bader, SS Paul DeJong, LHP Austin Gomber, C Carson Kelly, LHP Corey Littrell, LHP Ryan Sherriff, RHP Rowan Wick
2017	Surprise Saguaros RHP Sandy Alcantara, RHP Jordan Hicks, C Andrew Knizner, OF Oscar Mercado, 1B John Nogowski, RHP Arturo Reyes, SS Edmundo Sosa

*AFL Pitcher of the Year

**AFL Co-Offensive Player of The Year



CARDINALS ARIZONA FALL LEAGUE PARTICIPANTS

Year	Team
2018	Surprise Saguaros INF Tommy Edman, RHP Conner Greene, RHP Connor Jones, LHP Evan Kruczynski, RHP Will Latcham, C Jeremy Martinez, OF Lane Thomas, 2B Andy Young
2019	Glendale Desert Dogs OF Conner Capel, RHP Seth Elledge, C Iván Herrera, 3B Elehuris Montero, RHP Roel Ramirez, RHP Griffin Roberts, 2B Kramer Robertson, RHP Kodi Whitley
2020	(COVID-19)
2021	Glendale Desert Dogs INF/OF Brendan Donovan, 2B Nolan Gorman, RHP Jordan Hicks, OF Lars Nootbaar, RHP Andre Pallante, LHP Zack Thompson, RHP Jake Walsh, 1B Juan Ypez**

Year	Team
2022	Salt River Rafter OF Mike Antico, RHP Tink Hence, RHP Kyle Leahy, RHP Ryan Loutos, OF Tyler O'Neill, C Pedro Pagés, LHP Connor Thomas*, OF Jordan Walker, SS Masyn Winn
2023	Scottsdale Scorpions C Jimmy Crooks, RHP Andre Granillo, LHP Cooper Hjerpe, RHP Edwin Nuñez RHP Inohan Paniagua, SS Jeremy Rivas, RHP Tekoah Roby, OF Victor Scott II

CARDINALS ALL-STAR FUTURES GAME PARTICIPANTS

Year	Player	Position	Team
1999	Rick Ankiel	LHP	U.S.
	Adam Kennedy	INF	U.S.
2000	Bill Ortega	OF	World
2001	Bill Ortega	OF	World
	Josh Pearce	RHP	U.S.
2002	Jimmy Journell	RHP	U.S.
2003	Chris Narveson	LHP	U.S.
2004	Brad Thompson	RHP	U.S.
2005	Chris Lambert	RHP	U.S.
2006	Jaime Garcia	LHP	World
2007	Bryan Anderson	C	U.S.
	Colby Rasmus	OF	U.S.
2008	Bryan Anderson	C	U.S.
	Jaime Garcia	LHP	World
	Fernando Salas	RHP	World
	Jess Todd	RHP	U.S.
2009	Brett Wallace	INF	U.S.
	Daryl Jones	OF	U.S.
	Francisco Samuel	RHP	World
2010	Shelby Miller	RHP	U.S.
	Eduardo Sanchez	RHP	World
2011	Carlos Martinez	RHP	World
	Shelby Miller	RHP	U.S.

Year	Player	Position	Team
2012	Oscar Taveras	OF	World
	Kolten Wong	INF	U.S.
2013	Oscar Taveras	OF	World
	Kolten Wong	INF	U.S.
2014	James Ramsey	OF	U.S.
2015	Alex Reyes	RHP	World
2016	Carson Kelly	C	U.S.
	Alex Reyes	RHP	World
2017	Jack Flaherty	RHP	U.S.
2018	Randy Arozarena	OF	World
	Dakota Hudson	RHP	U.S.
2019	Dylan Carlson	OF	N.L.
	Nolan Gorman	INF	N.L.
2021	Nolan Gorman	INF	N.L.
	Matthew Liberatore	LHP	N.L.
2022	Jordan Walker	INF	N.L.
	Masyn Winn	INF	N.L.
2023	Tink Hence	RHP	N.L.
	Victor Scott II	OF	N.L.

CARDINALS MINOR LEAGUE RAWLINGS GOLD GLOVE AWARDS

Year	Player	Pos.	Affiliate(s)
2015	Carson Kelly	C	Palm Beach (A+)

Year	Player	Pos.	Affiliate(s)
2023	Victor Scott II	OF	Springfield (AA) /Peoria (A+)



CARDINALS FIRST-ROUND PICKS IN AMATEUR DRAFT

JUNE DRAFT

Year	Player	Position	Overall
1965	Joe DiFabio	RHP	20
1966	Leron Lee*	INF/OF	7
1967	Ted Simmons*	C/OF	10
1968	James Hairston	OF	19
1969	Charles Minnett	LHP	20
1970	Jim Browning	RHP/SS	11
1971	Ed Kurpiel	1B/OF	8
1972	Dan Larson**	P	21
1973	Joe Edelen*	3B	12
1974	Garry Templeton*	SS	13
1975	David Johnson	P	16
1976	Leon Durham*	1B	15
1977	Terry Kennedy*	C	6
1978	Robert Hicks	1B	15
1979	Andy Van Slyke*	OF	6
1980	Don Collins	RHP	15
1981	Bobby Meacham**	SS	8
1982	Todd Worrell*	RHP	21
1983	Jim Lindeman*	3B	24
1984	Mike Dunne**	RHP	7
1985	Joe Magrane*	LHP	18
1986	Luis Alicea*	2B	23
1987	Cris Carpenter*	RHP	14
1988	John Ericks**	RHP	22
	Brad DuVall	RHP	23
1989	Paul Coleman	OF	6
1990	Donovan Osborne*	LHP	13
	Aaron Holbert*	SS	18
1991	Dmitri Young*	3B	4
	Allen Watson*	LHP	21
	Brian Barber*	RHP	22
1992	Sean Lowe*	RHP	15
1993	Alan Benes*	RHP	16
1994	Bret Wagner	LHP	19
1995	Matt Morris*	RHP	12
1996	Braden Looper*	RHP	3
1997	Adam Kennedy*	SS	20
1998	J.D. Drew*	OF	5
1999	Chance Caple	RHP	30
2000	Shaun Boyd	OF	13
	Blake Williams	RHP	24
2001	Justin Pope	RHP	28
2002	(No Selection)	—	—
2003	Daric Barton**	C	28
2004	Chris Lambert**	RHP	19
2005	Colby Rasmus*	OF	28
	Tyler Greene*	SS	30
2006	Adam Ottavino*	RHP	30
2007	Peter Kozma*	SS	18
2008	Brett Wallace**	3B	13

JUNE DRAFT (CONTINUED)

Year	Player	Position	Overall
2009	Shelby Miller*	RHP	19
2010	Zack Cox	3B	25
2011	Kolten Wong*	2B	22
2012	Michael Wacha*	RHP	19
	James Ramsey	CF	23
2013	Marco Gonzales*	LHP	19
	Rob Kaminsky*	LHP	28
2014	Luke Weaver*	RHP	27
	Jack Flaherty*	RHP	34
2015	Nick Plummer**	OF	23
2016	Delvin Perez	SS	23
	Dylan Carlson*	OF	33
	Dakota Hudson*	RHP	34
2017	(No Selection)	—	—
2018	Nolan Gorman*	3B	19
	Griffin Roberts	RHP	43
2019	Zack Thompson*	LHP	19
2020	Jordan Walker*	3B	21
2021	Michael McGreevy	RHP	18
2022	Cooper Hjerpe	LHP	22
2023	Chase Davis	OF	21

JANUARY DRAFT

Year	Player	Position	Overall
1966	Henry Urbanowica	1B	8
1967	Fred Grooms	RHP	9
1968	Mike Maselbas	RHP	20
1969	Al Hrabosky*	LHP	19
1970	Don Reed	RHP	12
1971	Robert Gerdes	P	22
1972	Randal Rasmussen	SS	6
1973	Larry Storti	2B	11
1974	John Urrea*	RHP	14
1975	Terry Gray	P	15
1976	Fulvio Bertolotti	C	16
1977	Curtis Reade	RHP	5
1978	Mike Gentry	RHP	16
1979	Bob Ferris	1B	5
1980	Ken Spears	OF	16
1981	Brad Luther	SS	7
1982	Tom Mauch	OF	22
1983	Jeff Perry	RHP	23
1984	Jeff Blauser**	SS	8
1985	Chris Lee	RHP	17
1986	Charles Barrs	SS	24

Note: The January draft was discontinued in 1987.

*Played for St. Louis

**Played in majors with another organization

CARDINALS 2023 DRAFT PICKS

Rd.	Player	Pos.	Pick	Rd.	Player	Pos.	Pick	Rd.	Player	Pos.	Pick
1.	Chase Davis	OF	21	8.	Ixan Henderson	LHP	245	15.	Tre Richardson III	SS	455
2.	(No Selection)	—	—	9.	Christian Worley	RHP	275	16.	Tyler Bradt Jr.	RHP	485
3.	Travis Honeyman	OF	90	10.	Caden Kendle	OF	305	17.	Trey Paige	3B	515
4.	Quinn Mathews	LHP	122	11.	Dakota Harris	SS	335	18.	Hunter Kublick	RHP	545
5.	Zach Levenson	OF	158	12.	Brayden Jobert	OF	365	19.	Graysen Tarlow	C	575
6.	Jason Savacool	RHP	185	13.	William Sullivan	1B	395	20.	Cameron Johnson	LHP	605
7.	Charles Harrison IV	RHP	215	14.	Jacob Odle	RHP	425				

Bold = Players signed



BASEBALL AMERICA TOP CARDINALS PROSPECTS*

RANK	POS.	PLAYER (OVR.)	AGE^	HIGHEST LEVEL
1	SS	Masyn Winn (39)	22.0	MLB—St. Louis
2	RHP	Tekoah Roby (75)	22.5	AA—Springfield
3	CF	Victor Scott II (83)	23.1	AA—Springfield
4	RHP	Tink Hence (84)	21.7	AA—Springfield
5	INF	Thomas Saggese (85)	22.0	AAA—Memphis
6	C	Iván Herrera	23.8	MLB—St. Louis
7	OF	Chase Davis	22.3	A—Palm Beach
8	LHP	Cooper Hjerpe	23.0	High-A—Peoria
9	RHP	Gordon Graceffo	22.0	AAA—Memphis
10	C	Leonardo Bernal	20.1	A—Palm Beach
11	RHP	Sem Robberse	22.5	AAA—Memphis
12	RHP	Max Rajcic	22.7	AA—Springfield
13	OF	Won-Bin Cho	20.6	A—Palm Beach
14	RHP	Michael McGreevy	23.7	AAA—Memphis
15	C	Jimmy Crooks	22.7	AAA—Memphis
16	OF	Travis Honeyman	22.5	—
17	INF	César Prieto	24.9	AAA—Memphis
18	OF	Zach Levenson	22.1	A—Palm Beach
19	C	Pedro Pagés	25.5	AAA—Memphis
20	RHP	Branneli Franco	17.2	—
21	LHP	Brycen Mautz	22.7	A—Palm Beach
22	RHP	Edwin Nuñez	22.4	High-A—Peoria
23	RHP	Zack Showalter	20.2	A—Palm Beach
24	LHP	Quinn Mathews	23.5	—
25	RHP	Nick Robertson	25.7	MLB—Boston/Los Angeles
26	LHP	Drew Rom	24.3	MLB—St. Louis
27	1B	Luken Baker	27.1	MLB—St. Louis
28	LHP	Pete Hansen	23.7	AAA—Memphis
29	RHP	Adam Kloffenstein	23.6	AAA—Memphis
30	RHP	Ryan Fernandez	25.8	AAA—Worcester

ORGANIZATION BEST TOOLS

OFFENSE
Best Hitter for AverageCésar Prieto
Best Power HitterLuken Baker
Best Strike-Zone Discipline ...Noah Mendlinger
Fastest BaserunnerVictor Scott II
Best AthleteVictor Scott II

PITCHING
Best FastballTink Hence
Best CurveballTekoah Roby
Best SliderAndrew Granillo
Best ChangeupJoseph King
Best ControlMax Rajcic

DEFENSE
Best Defensive CatcherPedro Pagés
Best Defensive InfielderMasyn Winn
Best Infield ArmMasyn Winn
Best Defensive OutfielderVictor Scott II
Best Outfield ArmJoshua Báez

FARM SYSTEM TALENT RANKINGS

BASEBALL AMERICA - PRESEASON			
2024: 20th	2019: 11th	2014: 7th	
2023: 9th	2018: 13th	2013: 1st	
2022: 18th	2017: 12th	2012: 10th	
2021: 12th	2016: 14th	2011: 24th	
2020: 13th	2015: 15th	2010: 29th	



Rawlings Chief Marketing Officer Mike Thompson presents Cardinals minor league outfielder Victor Scott II his 2023 Rawlings Minor League Gold Glove Award at the 2024 St. Louis Baseball Writers Dinner, January 14, 2024.

THE GEORGE KISSELL AWARD

Presented by the Cardinals to the person who exhibits excellence in player development. Beginning in 2008, winners were selected by a poll of Cardinals minor league field staff. Due to COVID-19, no award was given in 2020.



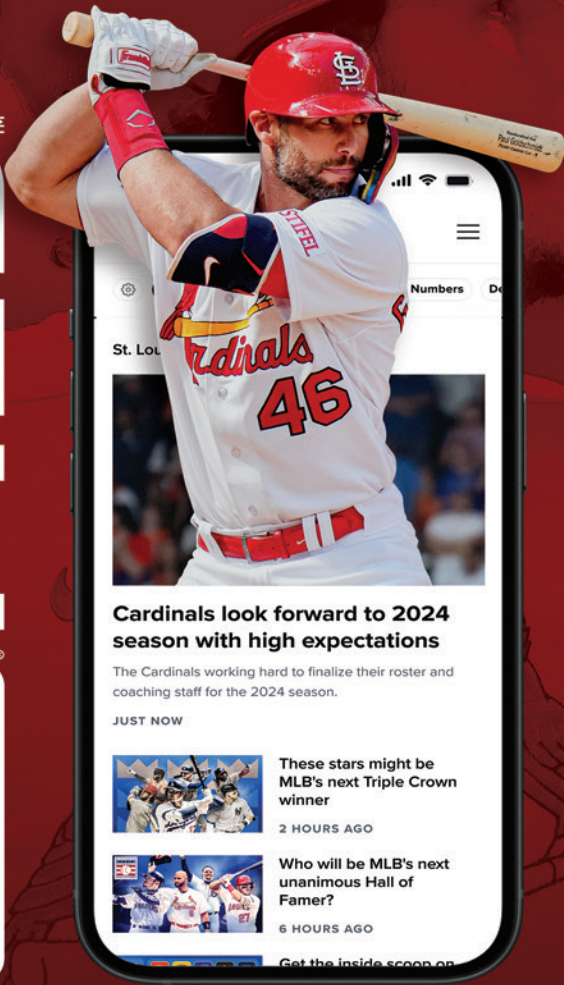
GEORGE KISSELL
1920 - 2008

Year	Winner	Position
2023	Dave Vonderhaar	Minor League Equipment Manager
2022	José Oquendo	Coordinator of Instruction
2021	Dr. Robert Butler	Director, Performance
	Tim Leveque	Senior Minor League Pitching Coordinator
2019	Tony Ferreira	Manager, Player Development
2018	Gary LaRocque	Director, Player Development
2017	Stubby Clapp	Memphis Redbirds (AAA) Manager
2016	Steve Turco	Gulf Coast League Cardinals (R) Manager
2015	Randy Niemann	Palm Beach Cardinals (A) Pitching Coach
2014	Derrick May	Minor League Hitting Coordinator
2013	Oliver Marmol	State College Spikes (A) Manager
2012	Bryan Eversgerd	Springfield Cardinals (AA) Pitching Coach
2011	Steve Turco	Gulf Coast League Cardinals (R) Manager
2010	Mike Schildt	Johnson City Cardinals (A) Manager
2009	Chris Maloney	Memphis Redbirds (AAA) Manager
2008	Mark DeJohn	Batavia Muckdogs (A) Manager
2007	Dan Radison	Minor League Hitting Instructor
2006	Chris Maloney	Springfield Cardinals (AA) Manager
2005	Ron "Pop" Warner	Palm Beach Cardinals (A) Manager
2004	Blaise Ilsley	Tennessee Smokies (AA) Pitching Coach
2003	Mark DeJohn	Tennessee Smokies (AA) Manager
2002	Danny Sheaffer	Peoria Chiefs (A) Manager
2001	Dyar Miller	Memphis Redbirds (AAA) Pitching Coach
2000	Gaylen Pitts	Memphis Redbirds (AAA) Manager
1999	Mark Riggins	Minor League Pitching Coordinator
1998	Joe Pettini	Minor League Field Coordinator
1997	Mark O'Neal	Louisville Redbirds (AAA) Athletic Trainer
1996	Bo Milliken	Minor League Pitching Instructor
1995	George Kissell	Senior Field Coordinator



Minor League Equipment Manager Dave Vonderhaar is presented the 2023 George Kissell Award by Assistant GM & Director of Player Development Gary LaRocque, President of Baseball Operations John Mozeliak, and St. Louis Cardinals Manager Oliver Marmol.

*entering 2024 ^as of 4/1/24



Official App of the ST. LOUIS CARDINALS

Get access to everything Cardinals everywhere you go. MLB is the #1 app for live Cardinals baseball. Delivering live audio broadcasts with your favorite announcers, updates on all of your followed Cardinals players, customizable favorite team features, breaking news, video highlights and much more.





MLB NETWORK BRINGS YOU
THE BEST SEAT
IN THE HOUSE, EVERY NIGHT

MLB PARK

42



MLB
TONIGHT

FOR THE COMPLETE PROGRAMMING
SCHEDULE AND CHANNEL FINDER, VISIT
MLBNETWORK.COM



2024 MINOR LEAGUE PLAYERS

**ADKISON, Chase**

C

HEIGHT/WEIGHT: 5'11 / 208 **BATS/THROWS:** R/R **BORN:** 6/5/2000 at Culver City, CA
COLLEGE: Oklahoma State Univ. (2022-23), San Jacinto (Texas) JC (2021), Boise State Univ. (2020)
HIGH SCHOOL: Grangeville (Idaho) HS **SIGNING SCOUT:** Pete Parise
HOW OBTAINED: Signed by the Cardinals as a non-drafted minor league free-agent on 7/15/2023
CAREER NOTES - CAREER: Has thrown out 9.5% (2 CS/21 SB ATT) of attempted base stealers. **2024:** Participated in early workouts and seminars as part of the team's STEP Camp.
MISC: Brother, Tyler, was drafted by the Dodgers in the 32nd round of the 2017 MLB Draft.

YR	CLUB	AGE	AVG	G	AB	R	H	2B	3B	HR	RBI	BB	SO	SB	CS	OBP	SLG	OPS	HP	SH	SF	E
23	Palm Beach (A)	23	.333	16	42	9	14	2	0	0	7	0	3	0	4	.367	.381	.748	0	0	0	1

ALMONTE, Hancel

OF

HEIGHT/WEIGHT: 6'1 / 221 **BATS/THROWS:** R/R **BORN:** 12/6/2005 at Santo Domingo, Dominican Republic
HOW OBTAINED: Signed by the Cardinals as an International free-agent on 1/15/2023

YR	CLUB	AGE	AVG	G	AB	R	H	2B	3B	HR	RBI	BB	SO	SB	CS	OBP	SLG	OPS	HP	SH	SF	E
23	DSL Cardinals	17	.231	38	121	20	28	5	0	*4	13	14	50	1	1	.345	.372	.717	*7	0	0	1

AMOROSO, Braylan

OF

HEIGHT/WEIGHT: 6'2 / 211 **BATS/THROWS:** R/R **BORN:** 7/7/2007 at Caracas, Venezuela
HOW OBTAINED: Signed by the Cardinals as an International free-agent on 1/15/2024

YR	CLUB	AGE	AVG	G	AB	R	H	2B	3B	HR	RBI	BB	SO	SB	CS	OBP	SLG	OPS	HP	SH	SF	E
2024 WILL BE HIS FIRST PROFESSIONAL SEASON																						

**ANTICO, Mike**

OF

HEIGHT/WEIGHT: 5'9 / 202 **BATS/THROWS:** L/R **BORN:** 2/16/1998 at Colts Neck, NJ
COLLEGE: University of Texas (2021), St. John's University (2017-20)
HIGH SCHOOL: Colts Neck (N.J.) HS **SIGNING SCOUT:** Jabari Barnett
HOW OBTAINED: Cardinals 8th round selection (241st overall) in the 2021 MLB Draft

CAREER NOTES - 2024: Participated in early workouts and seminars as part of the team's STEP Camp.
2023: Rated as the No. 25 prospect, "Fastest Baserunner" and "Best Defensive Outfielder" in the Cardinals organization entering the season by *Baseball America*...selected as an organizational All-Star at OF by MiLB.com...ranked among all Double-A players in stolen bases (T3rd), runs (5th), hits (10th), and total bases (213, 10th)...ranked among Cardinals minor league leaders in stolen bases (2nd), home runs (T4th), runs (T4th), triples (T4th), RBI (6th), hits (7th), doubles (T9th) and slugging pct. (10th)...batted .364 (4-11) with 1 HR and 4 RBI in the Texas League playoffs...participated in early workouts and seminars as part of the team's STEP Camp. **2022:** Ranked among Cardinals minor league leaders in stolen bases (1st), walks (1st), doubles (T3rd), runs (4th), hits (5th), RBI (T9th) and home runs (T10th)...ranked among Texas League (6th) and Midwest League (3rd) leaders in stolen bases...67 stolen bases were 10th-most by a Cardinals minor leaguer in a single-season since 1962, becoming the first Cardinal to steal 60+ bases in a season since 2001...Midwest League Player of the Week (June 6-12)...played for Salt River in the Arizona Fall League, ranking T7th with 8 SB. **2021:** Ranked among Cardinals minor league leaders in slugging pct. (6th), OPS (9th), and triples (T9th).

MISC: Grandfather was drafted by the Minnesota Twins in the 1960s.

PRONUNCIATION: an-TEE-koh


YR	CLUB	AGE	AVG	G	AB	R	H	2B	3B	HR	RBI	BB	SO	SB	CS	OBP	SLG	OPS	HP	SH	SF	E
21	Palm Beach (A)	23	.266	39	141	21	38	8	*3	6	19	13	33	8	1	.340	.490	.830	3	0	0	1
22	Peoria (A+)	24	.255	71	274	41	70	19	2	6	32	41	76	*37	3	.358	.405	.763	4	0	2	2
	Springfield (AA)	24	.233	60	240	44	56	12	0	8	31	30	67	*30	4	.327	.383	.710	4	0	1	0
23	Springfield (AA)	25	.265	127	*476	86*	*126	*23	*5	18	72	54	126	*52	8	.350	.447	.797	10	2	3	6
Minor League Totals			.256	297	1133	192	290	62	10	38	154	138	302	127	16	.346	.429	.775	21	2	6	9

* Led Team

+ Led League

**ARIAS, Benjamin****RHP****HEIGHT/WEIGHT:** 6'7 / 250**BATS/THROWS:** R/R**BORN:** 11/05/2001 at San Cristobal, Dominican Republic**HOW OBTAINED:** Signed by the Cardinals as an International free-agent on 1/26/2019**CAREER NOTES - 2023:** Ranked among Cardinals minor league leaders in WHIP (1.28, 10th)...Florida State League Pitcher of the Week (July 31-Aug. 6). **2022:** Ranked among FCL leaders in games started (2nd). **2021:** Ranked among Cardinals minor league leaders in ERA (4th) and WHIP (4th).

YR	CLUB	AGE	W-L	ERA	G	GS	SV	IP	H	R	ER	HR	HB	BB	SO	WHIP	AVG	WP	SO%	BB%	BF
19	DSL Cardinals Blue	17	1-1	8.02	16	0	0	21.1	34	26	19	1	4	16	19	2.34	.333	13	15.6	13.1	122
	DSL Cardinals Red	17	0-1	10.80	2	0	0	3.1	4	4	4	0	1	3	3	2.10	.286	0	16.7	16.7	18
20 DID NOT PITCH -- NO MiLB SEASON																					
21	DSL Cardinals Blue	19	*3-3	1.94	12	*12	0	*51.0	39	18	11	2	2	14	*61	*1.04	.204	11	29.5	6.8	207
22	FCL Cardinals	20	1-4	3.64	12	*11	0	*42.0	50	26	17	3	5	21	*40	1.69	.299	3	20.5	10.8	195
23	FCL Cardinals	21	1-0	2.84	4	4	0	19.0	11	6	6	0	2	4	16	0.79	.169	0	22.2	5.6	72
	Palm Beach (A)	21	3-4	4.04	10	8	0	42.1	38	25	19	7	1	21	39	1.39	.238	3	21.1	11.4	185
	Peoria (A+)	21	0-1	10.80	1	1	0	5.0	9	6	6	1	0	2	4	2.20	.375	0	15.4	7.7	26
Minor League Totals			9-14	4.01	57	36	0	184.0	185	111	82	14	15	81	182	1.45	.256	30	22.0	9.8	825

**ARNOLD, Chandler****RHP****HEIGHT/WEIGHT:** 6'2 / 188**BATS/THROWS:** R/R**BORN:** 11/19/1999 at Dallas, TX**COLLEGE:** Dallas Baptist University (2020-22), Odessa (Texas) Junior College (2019)**HIGH SCHOOL:** John Horn HS (Mesquite, TX)**SIGNING SCOUT:** Pete Parise**HOW OBTAINED:** Cardinals 13th round selection (397th overall) in the 2022 MLB Draft

YR	CLUB	AGE	W-L	ERA	G	GS	SV	IP	H	R	ER	HR	HB	BB	SO	WHIP	AVG	WP	SO%	BB%	BF
22	FCL Cardinals	22	0-0	0.00	1	0	0	1.0	1	0	0	0	0	1	1	2.00	.250	0	20.0	20.0	5
23	Palm Beach (A)	23	0-2	7.23	16	0	0	18.2	21	17	15	2	2	24	23	2.41	.288	8	23.0	24.0	100
	FCL Cardinals	23	1-2	11.17	7	1	0	9.2	12	13	12	1	0	8	8	2.07	.316	1	17.0	17.0	47
Minor League Totals			1-4	8.28	24	1	0	29.1	34	30	27	3	2	33	32	2.28	.296	9	21.1	21.7	152

ARTHUR, Andru**OF****HEIGHT/WEIGHT:** 6'1 / 181**BATS/THROWS:** L/L**BORN:** 11/1/2005 at Nassau, Bahamas**HOW OBTAINED:** Signed by the Cardinals as an International free-agent on 1/15/2023

YR	CLUB	AGE	AVG	G	AB	R	H	2B	3B	HR	RBI	BB	SO	SB	CS	OBP	SLG	OPS	HP	SH	SF	E
23	DSL Cardinals	17	.218	28	78	13	17	3	2	0	5	9	15	6	1	.330	.308	.637	4	0	0	2

ASPRILLA, Paulo**C****HEIGHT/WEIGHT:** 5'10 / 186**BATS/THROWS:** R/R**BORN:** 4/28/2006 at Cartagena, Colombia**HOW OBTAINED:** Signed by the Cardinals as an International free-agent on 2/10/2023**CAREER NOTES - CAREER:** Has thrown out 35.3% (12 CS/34 SB ATT) of attempted base stealers.

YR	CLUB	AGE	AVG	G	AB	R	H	2B	3B	HR	RBI	BB	SO	SB	CS	OBP	SLG	OPS	HP	SH	SF	E
23	DSL Cardinals	17	.220	20	59	7	13	0	0	0	10	10	19	0	0	.343	.220	.563	1	1	0	3

ATOCHA, Luis**C/1B****HEIGHT/WEIGHT:** 6'1 / 206**BATS/THROWS:** L/R**BORN:** 12/14/2004 at Guayaquil, Ecuador**HOW OBTAINED:** Signed by the Cardinals as an International free-agent on 1/15/2023**CAREER NOTES - CAREER:** Has thrown out 27.8% (5 CS/18 SB ATT) of attempted base stealers.

YR	CLUB	AGE	AVG	G	AB	R	H	2B	3B	HR	RBI	BB	SO	SB	CS	OBP	SLG	OPS	HP	SH	SF	E
23	DSL Cardinals	18	.143	22	63	6	9	5	0	1	7	13	27	0	1	.337	.270	.607	6	0	1	3

* Led Team

+ Led League

BAEZ, Jarol**RHP****HEIGHT/WEIGHT:** 6'3 / 207**BATS/THROWS:** R/R**BORN:** 10/21/2005 at San Cristobal, Dominican Republic**HOW OBTAINED:** Signed by the Cardinals as an International free-agent on 1/15/2023

YR	CLUB	AGE	W-L	ERA	G	GS	SV	IP	H	R	ER	HR	HB	BB	SO	WHIP	AVG	WP	SO%	BB%	BF
23	DSL Cardinals	17	0-1	7.62	12	0	0	13.0	15	20	11	0	2	15	15	2.31	.283	12	20.8	20.8	72

**BAEZ, Joshua****OF****HEIGHT/WEIGHT:** 6'3 / 224**BATS/THROWS:** R/R**BORN:** 6/28/2003 at Boston, MA**HIGH SCHOOL:** Dexter Southfield School (Brookline, MA)**SIGNING SCOUT:** Jim Negrych**HOW OBTAINED:** Cardinals 2nd round selection (54th overall) in the 2021 MLB Draft

CAREER NOTES - 2024: Rated as having the "Best Outfield Arm" in the Cardinals organization entering the season by *Baseball America*...participated in early workouts and seminars as part of the team's STEP Camp. **2023:** Rated as the No. 13 prospect in the Cardinals organization entering the season by *Baseball America*...ranked among Cardinals minor league leaders in stolen bases (4th) and triples (T9th)...Florida

State League Player of the Week (June 26-July 2)...participated in early workouts and seminars as part of the team's STEP Camp. **2022:** Rated as the No. 7 prospect and having the "Best Outfield Arm" in the Cardinals organization entering the season by *Baseball America*...missed a significant portion of the season after suffering a hamate injury during his first at-bat of the year with Palm Beach on May 16. **PREP:** Named Massachusetts Gatorade Player of the Year in 2020 and 2021...batted .378 as a senior in 2021, and pitched 18.0 innings with a fastball that reached 98 MPH and led to a 1.94 ERA and 44 strikeouts.

MISC: Born in Boston before moving to the Dominican Republic as an infant...returned to Boston when he was 11 years old.

YR	CLUB	AGE	AVG	G	AB	R	H	2B	3B	HR	RBI	BB	SO	SB	CS	OBP	SLG	OPS	HP	SH	SF	E
21	FCL Cardinals	18	.158	23	76	18	12	3	1	2	8	14	28	5	0	.305	.303	.608	3	0	2	1
22	Palm Beach (A)	19	.286	20	63	11	18	5	1	3	16	11	30	4	3	.418	.540	.957	4	0	1	2
	FCL Cardinals	19	.237	12	38	4	9	3	0	1	5	5	14	6	1	.326	.395	.720	0	0	0	2
23	Palm Beach (A)	20	.218	91	298	54	65	20	4	7	36	45	122	30	2	.341	.383	.724	12	0	3	5
Minor League Totals			.219	146	475	87	104	31	6	13	65	75	194	45	6	.344	.392	.736	19	0	6	10

**BAKER, Trent****RHP****HEIGHT/WEIGHT:** 6'3 / 234**BATS/THROWS:** R/R**BORN:** 12/28/1998 at Austin, TX**COLLEGE:** Angelo State (Texas) University (2018-21)**HIGH SCHOOL:** Georgetown (Texas) HS**SIGNING SCOUT:** Jabari Barnett**HOW OBTAINED:** Cardinals 9th round selection (271st overall) in the 2021 MLB Draft

CAREER NOTES - 2024: Participated in early workouts and seminars as part of the team's STEP Camp. **2023:** Rated as the No. 28 prospect in the Cardinals organization entering the season by *Baseball America*...ranked among all Double-A qualified pitchers in WHIP (3rd), innings pitched (T5th), ERA (7th),

and opp. average (7th)...ranked among Cardinals minor league leaders in WHIP (3rd), strikeout-to-walk ratio (4.04, 5th), strikeouts (7th), innings pitched (8th), and games started (T9th)...participated in early workouts and seminars as part of the team's STEP Camp. **2022:** Set the Palm Beach single-season franchise record for most strikeouts...led all qualified Florida State League pitchers in ERA, wins, strikeouts, games started and innings pitched...ranked among Cardinals minor league leaders in wins (4th), strikeouts (5th), games started (T5th) and innings pitched (10th)...Florida State League Pitcher of the Week (April 25-May 1)...started Game 1 of the FSL Semifinals vs. St. Luice (6.2 IP, 3 ER, 6 SO)...non-roster invitee to Major League Spring Training. **COLLEGE:** Led Angelo State University to the Division II College World Series in 2021, going 13-1 with a 2.11 ERA and 121 strikeouts in 106.2 innings...finished 2021 named as the Lone Star Conference Pitcher of the Year, LSC Preseason Pitcher of the Year, LSC First Team All-Conference and the South Central Pitcher of the Year...named LSC All-Conference and First Team All-Region in 2019 as a sophomore.

YR	CLUB	AGE	W-L	ERA	G	GS	SV	IP	H	R	ER	HR	HB	BB	SO	WHIP	AVG	WP	SO%	BB%	BF
21	FCL Cardinals	22	0-0	5.87	8	0	0	7.2	9	5	5	2	0	2	10	1.43	.281	1	29.4	5.9	34
22	Palm Beach (A)	23	+9-7	+3.14	25	+25	0	+123.1	114	53	43	8	7	48	+138	1.31	.241	7	26.0	9.1	530
23	Peoria (A+)	24	7-9	3.69	23	*22	0	*119.2	110	56	49	11	4	26	105	1.14	.236	7	21.1	5.2	*497
Minor League Totals			16-16	3.48	56	47	0	250.2	233	114	97	21	11	76	253	1.23	.240	15	23.8	7.2	1061

* Led Team

+ Led League

**BATISTA, Arfeni****SS****HEIGHT/WEIGHT:** 6'1 / 187**BATS/THROWS:** R/R**BORN:** 9/4/2004 at Santo Domingo, Dominican Republic**HOW OBTAINED:** Signed by the Cardinals as an International free-agent on 1/15/2022

YR	CLUB	AGE	AVG	G	AB	R	H	2B	3B	HR	RBI	BB	SO	SB	CS	OBP	SLG	OPS	HP	SH	SF	E	
22	DSL Cardinals	17	.240	39	129	21	31	5	1	1	10	21	45	4	2	.353	.318	.671	2	0	1	6	
23	DSL Cardinals	18	.194	*43	*170	23	33	9	0	*4	*18	14	76	2	0	.267	.318	.585	3	0	0	15	
Minor League Totals				.214	82	299	44	64	14	1	5	28	35	121	6	2	.306	.318	.624	5	0	1	21

BATISTA, Yadiel**LHP****HEIGHT/WEIGHT:** 6'3 / 169**BATS/THROWS:** L/L**BORN:** 4/17/2004 at Havana, Cuba**HOW OBTAINED:** Signed by the Cardinals as an International free-agent on 3/24/2023**CAREER NOTES - 2023:** Ranked among Cardinals minor league leaders in strikeout-to-walk ratio (18.50, 1st) and WHIP (4th).

YR	CLUB	AGE	W-L	ERA	G	GS	SV	IP	H	R	ER	HR	HB	BB	SO	WHIP	AVG	WP	SO%	BB%	BF
23	DSL Cardinals	19	1-4	*3.96	10	*9	0	38.2	42	18	17	2	2	2	*37	*1.14	.290	3	24.3	1.3	152

**BEDELL, Ian****RHP****HEIGHT/WEIGHT:** 6'2 / 211**BATS/THROWS:** R/R**BORN:** 9/5/1999 at Davenport, IA**COLLEGE:** University of Missouri (2018-20)**HIGH SCHOOL:** Davenport (Iowa) Central HS**SIGNING SCOUT:** Dirk Kinney**HOW OBTAINED:** Cardinals 4th round selection (122nd overall) in the 2020 MLB Draft**CAREER NOTES - 2024:** Participated in early workouts and seminars as part of the team's STEPCamp. **2023:** Rated as the No. 26 prospect in the Cardinals organization entering the season by *Baseball America*...ranked among Cardinals minor league leaders in ERA (1st), WHIP (5th), strikeouts (6th), andopp. average (10th)...started Game 2 of the MWL Semifinals at Cedar Rapids (3.0 IP, 5 ER, 4 SO). **2021:** Underwent Tommy John surgery in May...entered the season rated as the No. 23 prospect in the Cardinals organization by *Baseball America*.**MISC:** Won 2019 Cape Cod League "Outstanding Pitching Award" after going 4-0 with an 0.59 ERA over six starts with 36 strikeouts for Wareham...was the starting pitcher for the West All-Star Team.

YR	CLUB	AGE	W-L	ERA	G	GS	SV	IP	H	R	ER	HR	HB	BB	SO	WHIP	AVG	WP	SO%	BB%	BF	
20	DID NOT PITCH -- NO MiLB SEASON																					
21	Peoria (A+)	21	0-1	10.13	2	1	0	2.2	7	4	3	0	1	2	4	3.38	.500	0	23.5	11.8	17	
22	FCL Cardinals	22	0-0	0.00	3	2	0	3.0	3	0	0	0	0	2	6	1.67	.250	0	42.9	14.3	14	
	Palm Beach (A)	22	0-0	6.75	3	0	0	2.2	6	5	2	0	0	1	4	2.63	.429	2	26.7	6.7	15	
23	Peoria (A+)	23	4-2	2.44	27	19	0	96.0	76	32	26	7	6	34	*106	1.15	.218	5	27.2	8.7	389	
Minor League Totals			4-3	2.67	35	22	0	104.1	92	41	31	7	7	39	120	1.26	.237	7	27.6	9.0	435	

BELTRE, Alexander**LHP****HEIGHT/WEIGHT:** 6'1 / 200**BATS/THROWS:** R/L**BORN:** 11/05/2002 at Sur, Dominican Republic**HOW OBTAINED:** Signed by the Cardinals as an International free-agent on 7/2/2019**CAREER NOTES - 2024:** Was one of seven members of the fifth high school graduating class at the Cardinals Dominican Academy. **2022:** Ranked among Cardinals minor league leaders in ERA (4th).

YR	CLUB	AGE	W-L	ERA	G	GS	SV	IP	H	R	ER	HR	HB	BB	SO	WHIP	AVG	WP	SO%	BB%	BF	
20	DID NOT PITCH -- NO MiLB SEASON																					
21	DSL Cardinals Blue	18	*3-3	7.85	+24	2	0	39.0	46	42	34	6	1	28	44	1.90	.282	12	22.9	14.6	192	
22	DSL Cardinals	19	2-1	2.01	10	8	0	40.1	34	13	9	0	0	13	46	1.17	.224	11	27.5	7.8	167	
23	FCL Cardinals	20	0-1	2.45	9	3	0	14.2	12	5	4	2	1	8	15	1.36	.211	1	22.7	12.1	66	
Minor League Totals			5-5	4.50	43	13	0	94.0	92	60	47	8	2	49	105	1.50	.247	24	24.7	11.5	425	

* Led Team

+ Led League



BLACK, Grant

RHP

HEIGHT/WEIGHT: 6'4 / 232 **BATS/THROWS:** R/R **BORN:** 7/21/1994 at Newport, AR
COLLEGE: Univ. of Arkansas-Monticello (2016-17), NW Mississippi CC (2015), Arkansas Baptist JC (2013-14)
HIGH SCHOOL: Newport (Ark.) HS
HOW OBTAINED: Signed by the Cardinals as a minor league free-agent on 2/1/2020

CAREER NOTES - 2023: Ranked among Cardinals minor league leaders in appearances (T8th)... participated in early workouts and seminars as part of the team's STEP Camp. **2022:** Ranked among Cardinals minor league leaders in games (T4th). **2019:** Ranked 8th in the Frontier League in saves.

MISC: Mother, Linda, played college basketball at Arkansas State.

YR	CLUB	AGE	W-L	ERA	G	GS	SV	IP	H	R	ER	HR	HB	BB	SO	WHIP	AVG	WP	SO%	BB%	BF	
18	Gateway (Ind.)	23	1-4	4.38	35	0	7	49.1	49	30	24	7	2	21	63	1.42	---	5	28.6	9.5	220	
19	Gateway (Ind.)	24	1-6	2.41	51	0	9	52.1	36	21	14	3	1	16	65	0.99	---	4	30.5	7.5	213	
	New Britain (Ind.)	24	1-1	4.63	12	0	1	11.2	16	7	6	1	1	4	13	1.71	.327	0	23.6	7.3	55	
20	DID NOT PITCH -- NO MiLB SEASON																					
21	Springfield (AA)	26	1-3	5.70	16	4	1	36.1	39	26	23	3	3	26	39	1.79	.277	8	22.4	14.9	174	
	Memphis (AAA)	26	0-0	3.91	14	2	1	23.0	22	10	10	2	2	9	23	1.35	.250	1	23.2	9.1	99	
22	Springfield (AA)	27	3-3	*3.69	22	0	1	31.2	31	24	13	4	2	17	33	1.52	.242	1	22.3	11.5	148	
	Memphis (AAA)	27	2-2	4.17	23	5	1	45.1	40	25	21	7	1	18	24	1.28	.237	0	12.3	9.2	195	
23	Memphis (AAA)	28	2-8	6.61	43	3	0	79.0	102	65	58	14	5	48	71	1.90	.311	3	18.5	12.5	383	
Independent League Totals			3-11	3.49	98	0	17	113.1	101	58	44	11	4	41	141	1.25	---	9	28.9	8.4	488	
Minor League Totals			8-16	5.22	118	14	4	215.1	234	150	125	30	13	118	190	1.63	.274	13	19.0	11.8	9	

BOLIVAR, Andrew

RHP

HEIGHT/WEIGHT: 6'1 / 191 **BATS/THROWS:** R/R **BORN:** 10/20/2005 at Barcelona, Venezuela
HOW OBTAINED: Signed by the Cardinals as an International free-agent on 3/30/2023

YR	CLUB	AGE	W-L	ERA	G	GS	SV	IP	H	R	ER	HR	HB	BB	SO	WHIP	AVG	WP	SO%	BB%	BF	
23	DID NOT PITCH -- INJURY																					



BOSIKOVIC, Jacob

RHP

HEIGHT/WEIGHT: 6'5 / 253 **BATS/THROWS:** R/R **BORN:** 12/21/1993 at Delaware, OH
COLLEGE: Ohio State University (2013-16)
HIGH SCHOOL: Rutherford B. Hayes HS (Delaware, OH)
HOW OBTAINED: Acquired during the Triple-A Phase of the Rule 5 Draft from the Colorado Rockies on 12/12/2019

CAREER NOTES - 2022: Non-roster invitee to Major League Spring Training. **2021:** Ranked among Cardinals minor league leaders in wins (T2nd), saves (T2nd), SO/9 IP (13.0, 5th), games (7th), and opp. average (.198, 8th). **2019:** Was converted from a first baseman to a pitcher. **2016:** Northwest League Mid-Season and Post-Season All-Star...Northwest League Player of the Week (June 27-July 3).

MISC: Originally selected by the Colorado Rockies in the 19th round of the 2016 MLB Draft.

PRONUNCIATION: bo-see-OH-co-vice

YR	CLUB	AGE	AVG	G	AB	R	H	2B	3B	HR	RBI	BB	SO	SB	CS	OBP	SLG	OPS	HP	SH	SF	E
16	Boise (SS-A-COL)	22	.274	*68	248	36	68	*20	2	4	27	37	98	17	3	.380	.419	.799	*6	1	1	13
17	Asheville (A-COL)	23	.246	95	341	48	84	24	3	15	54	12	145	16	8	.299	*.466	.765	*15	1	3	11
18	Lancaster (A-COL)	24	.159	42	151	12	24	1	0	4	17	12	66	6	3	.247	.245	.492	6	1	1	2
Minor League Totals			.238	205	740	96	176	45	5	23	98	61	309	39	14	.317	.405	.722	27	3	5	26

YR	CLUB	AGE	W-L	ERA	G	GS	SV	IP	H	R	ER	HR	HB	BB	SO	WHIP	AVG	WP	SO%	BB%	BF	
19	Asheville (A-COL)	25	2-1	4.54	33	0	1	41.2	38	24	21	3	2	16	42	1.30	.238	5	23.2	8.8	181	
20	DID NOT PITCH -- NO MiLB SEASON																					
21	Springfield (AA)	27	6-3	4.28	31	0	4	48.1	35	29	23	4	5	28	70	1.30	.194	7	32.6	13.0	215	
	Memphis (AAA)	27	1-0	2.16	7	0	3	8.1	7	3	2	0	0	1	12	0.96	.219	1	35.3	2.9	34	
22	Memphis (AAA)	28	1-1	5.27	15	0	3	13.2	13	9	8	3	1	4	13	1.24	.241	2	21.3	6.6	61	
23	Charleston (Ind.)	29	4-4	3.35	44	0	1	43.0	41	18	16	3	3	25	58	1.53	.252	7	29.9	12.9	194	
Independent League Totals			4-4	3.35	44	0	1	43.0	41	18	16	3	3	25	58	1.53	.252	7	29.9	12.9	194	
Minor League Totals			10-5	4.34	86	0	11	112.0	93	65	54	10	8	49	137	1.27	.218	15	27.9	10.0	491	

* Led Team + Led League

MINOR LEAGUE PLAYERS

**BRADT, Tyler****RHP**

HEIGHT/WEIGHT: 5'11 / 195 **BATS/THROWS:** R/R **BORN:** 2/11/2001 at Henrico, VA
COLLEGE: East Carolina University (2023), Virginia Military Institute (2020-22)
HIGH SCHOOL: Deep Run HS (Glen Allen, VA) **SIGNING SCOUT:** TC Calhoun
HOW OBTAINED: Cardinals 16th round selection (485th overall) in the 2023 MLB Draft

YR	CLUB	AGE	W-L	ERA	G	GS	SV	IP	H	R	ER	HR	HB	BB	SO	WHIP	AVG	WP	SO%	BB%	BF
23	Palm Beach (A)	22	1-1	6.17	11	0	0	11.2	11	10	8	2	1	14	8	2.14	.250	0	13.3	23.3	60

**BUCHBERGER, Jacob****3B**

HEIGHT/WEIGHT: 6'1 / 248 **BATS/THROWS:** R/R **BORN:** 10/1/1997 at Muskegon, MI
COLLEGE: Davenport (Mich.) University (2017-20)
HIGH SCHOOL: Montague (Mich.) HS **SIGNING SCOUT:** Jason Bryans
HOW OBTAINED: Signed by the Cardinals as a non-drafted minor league free-agent on 6/16/2020

CAREER NOTES - 2024: Participated in early workouts and seminars as part of the team's STEP Camp. **2023:** Ranked among Cardinals minor league leaders in home runs (T4th)...participated in early workouts and seminars as part of the team's STEP Camp. **2022:** Ranked among Cardinals minor league leaders in

triples (T5th) and stolen bases (T10th).

PRONUNCIATION: BUSH-ber-gher

YR	CLUB	AGE	AVG	G	AB	R	H	2B	3B	HR	RBI	BB	SO	SB	CS	OBP	SLG	OPS	HP	SH	SF	E
20	DID NOT PLAY -- NO MiLB SEASON																					
21	Palm Beach (A)	23	.308	72	266	36	*82	14	*3	3	34	34	57	5	2	.392	.417	.809	4	0	2	11
	Peoria (A+)	23	.163	21	80	7	13	5	2	0	5	5	22	2	0	.212	.275	.487	0	0	0	2
22	Peoria (A+)	24	.257	94	350	43	90	9	4	9	51	41	82	16	1	.338	.383	.721	2	0	1	8
	Springfield (AA)	24	.539	5	13	3	7	1	0	1	4	5	3	2	2	.667	.846	1.513	0	0	0	0
23	Springfield (AA)	25	.239	117	397	67	95	12	2	18	49	44	101	13	5	.322	.416	.738	5	0	1	15
Minor League Totals			.259	309	1106	156	287	41	11	31	143	129	265	38	10	.342	.401	.743	11	0	4	36

CABRERA, Romtres**OF**

HEIGHT/WEIGHT: 6'0 / 208 **BATS/THROWS:** R/R
BORN: 9/13/2003 at San Pedro de Macoris, Dominican Republic
HOW OBTAINED: Signed by the Cardinals as an International free-agent on 1/15/2021

CAREER NOTES - 2021: Ranked among Cardinals minor league leaders in triples (T2nd), stolen bases (T9th), on-base pct. (10th), and OPS (10th).

YR	CLUB	AGE	AVG	G	AB	R	H	2B	3B	HR	RBI	BB	SO	SB	CS	OBP	SLG	OPS	HP	SH	SF	E
21	DSL Cardinals Red	17	.244	*52	*160	*37	39	7	*5	5	*30	26	70	11	8	.384	.444	.828	*11	0	1	3
22	FCL Cardinals	18	.100	29	60	8	6	1	0	0	2	10	28	5	2	.239	.117	.356	1	0	0	0
23	FCL Cardinals	19	.205	32	73	7	15	4	0	1	11	15	28	5	0	.372	.301	.673	5	0	1	1
Minor League Totals			.205	113	293	52	60	12	5	6	43	51	126	21	10	.353	.341	.694	17	0	2	4

* Led Team + Led League

**CALDERON, Augusto****RHP****HEIGHT/WEIGHT:** 6'0 / 223**BATS/THROWS:** R/R**BORN:** 10/6/2000 at San Pedro de Macoris, Dominican Republic**HOW OBTAINED:** Signed by the Cardinals as an International free-agent on 4/25/2018**CAREER NOTES - 2023:** Ranked among Cardinals minor league leaders in opp. average (9th). **2021:** Ranked among Cardinals minor league leaders in WHIP (2nd), opp. average (2nd) and ERA (5th).

YR	CLUB	AGE	W-L	ERA	G	GS	SV	IP	H	R	ER	HR	HB	BB	SO	WHIP	AVG	WP	SO%	BB%	BF
18	DSL Cardinals Red	17	1-0	10.66	11	0	0	12.2	14	20	15	2	9	14	5	2.21	.280	6	6.7	18.7	75
19	DSL Cardinals Red	18	4-4	5.54	18	0	1	26.0	24	21	16	1	6	19	34	1.65	.242	12	27.0	15.1	126
20	DID NOT PITCH -- NO MiLB SEASON																				
21	DSL Cardinals Red	20	3-1	2.25	*20	0	*5	28.0	16	9	7	2	1	11	34	0.96	.165	2	31.2	10.1	109
22	FCL Cardinals	21	3-2	7.71	17	0	1	23.1	28	21	20	1	5	10	30	1.63	.292	5	26.8	8.9	112
23	Palm Beach (A)	22	2-0	5.62	22	0	0	41.2	34	29	26	3	7	23	43	1.37	.215	9	22.5	12.0	191
Minor League Totals			13-7	5.74	88	0	7	131.2	116	100	84	9	28	77	146	1.47	.232	34	23.8	12.6	613

**CARABALLO, Heriberto****C/1B****HEIGHT/WEIGHT:** 5'10 / 190**BATS/THROWS:** R/R**BORN:** 2/18/2005 at Santo Domingo, Dominican Republic**HOW OBTAINED:** Signed by the Cardinals as an International free-agent on 2/18/2023**HOW OBTAINED:** Signed by the Cardinals as an International free-agent on 2/18/2023**CAREER NOTES - CAREER:** Has thrown out 44.1% (15 CS/34 SB ATT) of attempted base stealers.

YR	CLUB	AGE	AVG	G	AB	R	H	2B	3B	HR	RBI	BB	SO	SB	CS	OBP	SLG	OPS	HP	SH	SF
23	DSL Cardinals	18	.241	34	116	13	28	6	1	0	9	9	19	0	0	.318	.310	.628	4	0	0

**CARPENTER, Daniel (D.J.)****RHP****HEIGHT/WEIGHT:** 6'8 / 225**BATS/THROWS:** R/R**BORN:** 2/8/2000 at Valencia, CA**COLLEGE:** Oregon State University (2022), Central Arizona CC (2019-21)**HIGH SCHOOL:** Martin Luther King HS (Riverside, CA)**SIGNING SCOUT:** Chris Rodriguez**HOW OBTAINED:** Cardinals 14th round selection (427th overall) in the 2022 MLB Draft**CAREER NOTES - COLLEGE:** Won a NJCAA National Championship as a freshman at Central Arizona.**MISC:** Teammate of Cardinals 2022 1st Round Draft Pick Cooper Hjerpe at Oregon State.

YR	CLUB	AGE	W-L	ERA	G	GS	SV	IP	H	R	ER	HR	HB	BB	SO	WHIP	AVG	WP	SO%	BB%	BF
22	FCL Cardinals	22	0-0	4.50	2	0	0	2.0	3	1	1	0	0	2	3	2.50	.333	1	27.3	18.2	11
	Palm Beach (A)	22	0-0	0.00	2	0	1	2.0	0	0	0	0	0	0	3	0.00	.000	0	50.0	0.0	6
23	DID NOT PITCH -- INJURY																				
Minor League Totals			0-0	2.25	4	0	1	4.0	3	1	1	0	0	2	6	1.25	.200	1	35.3	11.8	17

CARRERA, Emisael**RHP****HEIGHT/WEIGHT:** 6'1 / 210**BATS/THROWS:** R/R**BORN:** 2/22/2006 at Bejuma, Venezuela**HOW OBTAINED:** Signed by the Cardinals as an International free-agent on 1/15/2023

YR	CLUB	AGE	W-L	ERA	G	GS	SV	IP	H	R	ER	HR	HB	BB	SO	WHIP	AVG	WP	SO%	BB%	BF
23	DSL Cardinals	17	*3-0	2.08	15	0	*2	21.2	19	9	5	0	2	11	19	1.38	.238	2	20.2	11.7	94

CHINCHILLA, Gabriel**RHP****HEIGHT/WEIGHT:** 6'1 / 174**BATS/THROWS:** R/R**BORN:** 10/20/2006 at Merida, Venezuela**HOW OBTAINED:** Signed by the Cardinals as an International free-agent on 1/15/2024

YR	CLUB	AGE	W-L	ERA	G	GS	SV	IP	H	R	ER	HR	HB	BB	SO	WHIP	AVG	WP	SO%	BB%	BF
2024 WILL BE HIS FIRST PROFESSIONAL SEASON																					

* Led Team

+ Led League


CHO, Won-Bin
OF
HEIGHT/WEIGHT: 6'2 / 222 **BATS/THROWS:** L/L

BORN: 8/20/2003 at Seongnam, South Korea

HIGH SCHOOL: Seoul Convention HS (Seoul, South Korea) **SIGNING SCOUT:** Matt Slater

HOW OBTAINED: Signed by the Cardinals as an International free-agent on 1/15/2022

CAREER NOTES - 2024: Rated as the No. 13 prospect in the Cardinals organization entering the season by *Baseball America*...participated in early workouts and seminars as part of the team's STEP Camp.

2023: Ranked among Cardinals minor league leaders in stolen bases (3rd), triples (4th) and walks (8th)...

 participated in early workouts and seminars as part of the team's STEP Camp. **2022:** Missed over a month of game action due to an injury to his ribs.

MISC: First Asian amateur player to sign with the Cardinals...won the home run derby for the underclass players at the 5th National Power Showcase held at Globe Life Field in November 2020.

YR	CLUB	AGE	AVG	G	AB	R	H	2B	3B	HR	RBI	BB	SO	SB	CS	OBP	SLG	OPS	HP	SH	SF	E
22	FCL Cardinals	18	.211	26	76	10	16	3	1	1	3	*20	27	*6	4	*.400	.316	.716	4	0	0	0
23	Palm Beach (A)	19	.270	105	378	64	102	14	*5	7	52	*64	98	*32	11	.376	.389	.765	4	0	6	3
Minor League Totals			.260	131	454	74	118	17	6	8	55	84	125	38	15	.380	.377	.757	8	0	6	3


CHURCH, Nathan
OF
HEIGHT/WEIGHT: 5'10 / 192 **BATS/THROWS:** L/L

BORN: 7/12/2000 at Newport Beach, CA

COLLEGE: University of California-Irvine (2020-22)

HIGH SCHOOL: El Toro HS (Lake Forest, CA)

SIGNING SCOUT: Chris Rodriguez

HOW OBTAINED: Cardinals 11th round selection (337th overall) in the 2022 MLB Draft

CAREER NOTES - 2024: Participated in early workouts and seminars as part of the team's STEP Camp.

2023: Ranked among all High-A qualified players in hits (1st) and batting average (9th)...ranked among Cardinals minor league leaders in hits (6th), doubles (T7th), and stolen bases (9th)...participated in early

 workouts and seminars as part of the team's STEP Camp. **COLLEGE:** Set the UC-Irvine school record for hits (100) in 2021...played for State College in the MLB Draft League in 2021.

MISC: Attended the same high school as Nolan Arenado and Gavin Collins.

YR	CLUB	AGE	AVG	G	AB	R	H	2B	3B	HR	RBI	BB	SO	SB	CS	OBP	SLG	OPS	HP	SH	SF	E
22	Palm Beach (A)	21	.190	27	95	12	18	1	1	0	4	9	14	3	1	.291	.221	.512	5	1	1	1
23	Peoria (A+)	22	*.279	*119	*455	65+127	24	2	3	44	46	60	21	12	*.364	.360	.724	*15	1	1	4	
Minor League Totals			.264	146	550	77	145	25	3	3	48	55	74	24	13	.351	.336	.687	20	2	2	5


CLEMENTE, Randel
RHP
HEIGHT/WEIGHT: 6'4 / 200 **BATS/THROWS:** R/R

BORN: 1/17/2001 at Sabana Grande de Palenque, Dominican Republic

HOW OBTAINED: Signed by the Cardinals as an International free-agent on 2/27/2020

YR	CLUB	AGE	W-L	ERA	G	GS	SV	IP	H	R	ER	HR	HB	BB	SO	WHIP	AVG	WP	SO%	BB%	BF	
20	DID NOT PITCH -- NO MiLB SEASON																					
21	DSL Cardinals Blue	19	1-5	4.86	17	5	0	33.1	30	34	18	3	9	29	35	1.77	.234	14	21.0	17.4	167	
22	FCL Cardinals	20	1-0	9.00	18	0	2	21.0	26	24	21	0	6	13	24	1.86	.299	11	22.6	12.3	106	
23	FCL Cardinals	21	1-2	4.34	19	0	0	18.2	13	12	9	0	2	16	24	1.55	.197	5	28.2	18.8	85	
Minor League Totals			3-7	5.92	54	5	2	73.0	69	70	48	3	17	58	83	1.74	.246	30	23.2	16.2	358	



COLLINS, Gavin

C

HEIGHT/WEIGHT: 5'11 / 200 **BATS/THROWS:** R/R **BORN:** 7/17/1995 at Newport Beach, CA

COLLEGE: Mississippi State University (2014-16)

HIGH SCHOOL: El Toro HS (Lake Forest, CA)

HOW OBTAINED: Signed by the Cardinals as a minor league free-agent on 12/21/2023

CAREER NOTES - CAREER: Has thrown out 28.8% (60 CS/208 SB ATT) of attempted base stealers.

2024: Participated in early workouts and seminars as part of the team's STEP Camp. **2023:** Named to the American Association West Division All-Star Team. **2019:** Played for Mesa in the Arizona Fall League.

MISC: Originally selected by the Cleveland Guardians in the 13th round of the 2016 MLB Draft...attended the same high school as Nolan Arenado and Nathan Church.

YR	CLUB	AGE	AVG	G	AB	R	H	2B	3B	HR	RBI	BB	SO	SB	CS	OBP	SLG	OPS	HP	SH	SF	E
16	Mahoning Valley (SS-A)	20	.260	48	173	19	45	8	1	0	19	22	28	0	0	.348	.318	.666	2	0	1	14
17	Lake County (A-CLE)	21	.270	40	141	23	38	5	1	8	19	14	30	0	0	.340	.489	.829	2	0	2	10
	Lynchburg (A+-CLE)	21	.275	40	142	18	39	16	0	4	35	13	45	1	1	.340	.472	.812	3	0	4	8
18	Lynchburg (A+-CLE)	22	.232	62	228	28	53	20	1	5	36	14	46	1	2	.293	.395	.688	6	3	1	11
	AZL Indians 2	22	.176	5	17	0	3	1	0	0	0	0	3	0	0	.176	.235	.411	0	0	0	0
19	Lynchburg (A+-CLE)	23	.262	100	347	39	91	21	2	7	*61	30	52	1	2	.325	.395	.720	5	1	6	8
20	DID NOT PLAY -- NO MiLB SEASON																					
21	Columbus (AAA-CLE)	25	.182	50	148	16	27	3	0	5	22	19	44	1	1	.299	.304	.603	6	0	1	3
22	Columbus (AAA-CLE)	26	.235	41	119	15	28	4	0	4	16	12	28	0	1	.326	.370	.696	5	1	2	0
23	Kansas City (Ind.)	27	.314	62	239	38	75	16	1	10	41	29	27	2	1	.382	.515	.897	0	0	4	12
Independent League Totals			.314	62	239	38	75	16	1	10	41	29	27	2	1	.382	.515	.897	0	0	4	12
Minor League Totals			.246	386	1315	158	324	78	5	33	208	124	276	4	7	.321	.389	.710	29	5	17	54



CORBETT, Joe

RHP

HEIGHT/WEIGHT: 6'4 / 242 **BATS/THROWS:** R/R **BORN:** 12/10/1996 at Oklahoma City, OK

COLLEGE: West Texas A&M University (2018-19), University of Arkansas-Little Rock (2016-17)

HIGH SCHOOL: Bishop McGuinness HS (Oklahoma City, OK)

HOW OBTAINED: Signed by the Cardinals as a minor league free-agent on 12/19/2023

CAREER NOTES - 2024: Participated in early workouts and seminars as part of the team's STEP Camp.

2023: Named to the American Association East Division All-Star Team.

YR	CLUB	AGE	W-L	ERA	G	GS	SV	IP	H	R	ER	HR	HB	BB	SO	WHIP	AVG	WP	SO%	BB%	BF	
19	AZL Rangers	22	0-0	0.00	2	0	1	2.0	1	0	0	0	0	0	3	0.50	.143	0	42.9	0.0	7	
	Spokane (SS-A-TEX)	22	3-0	1.61	17	0	3	22.1	7	7	4	0	2	11	27	0.81	.096	1	30.7	12.5	88	
20	DID NOT PITCH -- NO MiLB SEASON																					
21	Down East (A-TEX)	24	1-1	2.38	10	0	5	11.1	6	3	3	2	1	5	18	0.97	.146	1	38.3	10.6	47	
	Hickory (A+-TEX)	24	0-3	6.35	15	0	1	22.2	29	18	16	4	4	12	26	1.81	.312	2	23.9	11.0	109	
22	Hickory (A+-TEX)	25	1-1	2.86	16	0	1	22.0	18	11	7	4	1	5	32	1.05	.214	7	35.6	5.6	90	
	Frisco (AA-TEX)	25	3-1	4.50	25	0	0	30.0	30	16	15	10	1	12	30	1.40	.265	1	23.4	9.4	128	
23	Cleburne (Ind.)	26	5-4	*3.07	34	0	2	41.0	27	18	14	4	3	11	72	*0.93	*.180	2	43.4	6.6	166	
Independent League Totals			5-4	3.07	34	0	2	41.0	27	18	14	4	3	11	72	0.93	.180	2	43.4	6.6	166	
Minor League Totals			8-6	3.67	85	0	11	110.1	91	55	45	20	9	45	136	1.23	.221	12	26.2	9.6	469	

* Led Team

+ Led League

MINOR LEAGUE PLAYERS

**CORDOBA, Jose****OF****HEIGHT/WEIGHT:** 5'11 / 188 **BATS/THROWS:** R/R**BORN:** 01/03/2003 at Puerto La Cruz, Venezuela**HOW OBTAINED:** Signed by the Cardinals as an International free-agent on 7/2/2019

YR	CLUB	AGE	AVG	G	AB	R	H	2B	3B	HR	RBI	BB	SO	SB	CS	OBP	SLG	OPS	HP	SH	SF	E
20	DID NOT PLAY -- NO MILB SEASON																					
21	DSL Cardinals Blue	18	.225	43	142	24	32	3	2	3	19	10	35	5	4	.306	.338	.644	7	0	1	1
22	FCL Cardinals	19	.236	38	106	18	25	5	0	5	*21	15	33	5	4	.336	.425	.761	2	0	2	4
23	FCL Cardinals Palm Beach (A)	20	.367	24	79	14	*29	6	2	1	13	7	15	4	2	.414	.532	.946	0	0	1	4
		20	.270	11	37	7	10	2	1	0	2	4	7	0	0	.372	.378	.750	2	1	0	0
Minor League Totals			.264	116	364	63	96	16	5	9	55	36	90	14	10	.345	.409	.754	11	1	4	9

**CORNWELL, Alex****LHP****HEIGHT/WEIGHT:** 6'0 / 210**BATS/THROWS:** L/L**BORN:** 5/9/1999 at Glendale, CA**COLLEGE:** University of Southern California (2018-21)**HIGH SCHOOL:** Maranatha HS (Pasadena, CA)**SIGNING SCOUT:** Mike Garciaparra**HOW OBTAINED:** Cardinals 15th round selection (451st overall) in the 2021 MLB Draft**CAREER NOTES - 2024:** Participated in early workouts and seminars as part of the team's STEP Camp.**2023:** Ranked among Cardinals minor league leaders in ERA (2.87, 3rd), strikeout-to-walk ratio (4.43, 4th), WHIP (1.22, 7th), innings pitched (9th) and strikeouts (T9th). **2022:** Ranked among Cardinals minor league

leaders in strikeout-to-walk ratio (3.90, T8th).

MISC: Originally selected by the Chicago Cubs in the 37th round of the 2017 MLB Draft, but did not sign.

YR	CLUB	AGE	W-L	ERA	G	GS	SV	IP	H	R	ER	HR	HB	BB	SO	WHIP	AVG	WP	SO%	BB%	BF
21	FCL Cardinals	22	1-0	2.25	8	0	0	8.0	6	2	2	1	1	2	5	1.00	.207	0	15.6	6.3	32
22	Palm Beach (A)	23	5-3	5.14	24	10	3	70.0	83	45	40	5	3	20	78	1.47	.295	1	25.5	6.5	306
23	Peoria (A+)	24	5-2	2.94	15	13	0	82.2	87	33	27	4	3	15	71	1.23	.268	6	20.6	4.4	344
	Springfield (AA)	24	2-1	*2.70	7	7	0	36.2	35	14	11	2	1	8	31	*1.17	.254	1	20.9	5.4	148
Minor League Totals			13-6	3.65	54	30	3	197.1	211	94	80	12	8	45	185	1.30	.273	8	22.3	5.4	830

CORREA, Michael**RHP****HEIGHT/WEIGHT:** 6'2 / 173**BATS/THROWS:** R/R**BORN:** 8/16/2005 at Miami, FL**HOW OBTAINED:** Signed by the Cardinals as an International free-agent on 11/28/2023

YR	CLUB	AGE	W-L	ERA	G	GS	SV	IP	H	R	ER	HR	HB	BB	SO	WHIP	AVG	WP	SO%	BB%	BF
2024 WILL BE HIS FIRST PROFESSIONAL SEASON																					

CRUZ, Xavier**RHP****HEIGHT/WEIGHT:** 6'2 / 157**BATS/THROWS:** R/R**BORN:** 9/4/2005 at Santiago, Dominican Republic**HOW OBTAINED:** Signed by the Cardinals as an International free-agent on 1/15/2023

YR	CLUB	AGE	W-L	ERA	G	GS	SV	IP	H	R	ER	HR	HB	BB	SO	WHIP	AVG	WP	SO%	BB%	BF
23	DID NOT PITCH -- INJURY																				



CUELLO, Antoni

RHP

HEIGHT/WEIGHT: 6'6 / 217

BATS/THROWS: R/R

BORN: 11/7/2002 at Santo Domingo, Dominican Republic

HOW OBTAINED: Signed by the Cardinals as an International free-agent on 7/2/2019

CAREER NOTES - 2022: Was one of seven members of the third high school graduating class at the Cardinals Dominican Academy.

YR	CLUB	AGE	W-L	ERA	G	GS	SV	IP	H	R	ER	HR	HB	BB	SO	WHIP	AVG	WP	SO%	BB%	BF
20								DID NOT PITCH -- NO MiLB SEASON													
21	DSL Cardinals Blue	18	0-1	6.75	9	2	0	10.2	13	9	8	0	1	7	8	1.88	.317	4	16.0	14.0	50
22								DID NOT PITCH -- INJURY													
23	FCL Cardinals	20	2-1	5.63	+21	0	*2	24.0	30	18	15	1	1	18	17	2.00	.303	3	14.2	15.0	120
Minor League Totals			2-2	5.97	30	2	2	34.2	43	27	23	1	2	25	25	1.96	.307	7	14.7	14.7	170



CUENCA, Ángel

RHP

HEIGHT/WEIGHT: 6'1 / 174

BATS/THROWS: R/R

BORN: 7/10/2001 at Pariaguan, Venezuela

HOW OBTAINED: Signed by the Cardinals as an International free-agent on 5/29/2018

CAREER NOTES - 2020: Participated in early workouts and seminars as part of the team's January Instructional Camp. 2019: Named a Dominican Summer League All-Star...led all Cardinals minor league pitchers in ERA and opp. average while ranking 2nd in WHIP...ranked among the DSL leaders in ERA (6th), WHIP (2nd), winning pct. (T3rd) and opp. average (2nd)...did not allow a run in his first 16.0 innings of the season and held his opposition without an earned run over the first 24.0 innings.

YR	CLUB	AGE	W-L	ERA	G	GS	SV	IP	H	R	ER	HR	HB	BB	SO	WHIP	AVG	WP	SO%	BB%	BF
18	DSL Cardinals Blue	16	1-1	4.55	11	5	1	31.2	37	22	16	1	4	13	31	1.58	.289	4	21.4	9.0	145
	DSL Cardinals Red	16	1-0	0.00	1	0	0	3.0	1	0	0	0	0	0	2	0.33	.111	0	22.2	0.0	9
19	DSL Cardinals Red	17	*5-1	2.00	12	*12	0	*63.0	40	21	14	3	2	18	*60	*0.92	*.185	3	25.0	7.5	240
20								DID NOT PITCH -- NO MiLB SEASON													
21	Palm Beach (A)	19	1-1	7.04	4	0	0	7.2	9	12	6	0	6	7	10	2.09	.257	1	20.8	14.6	48
22	FCL Cardinals	20	0-1	4.80	15	2	1	15.0	13	8	8	1	3	7	18	1.33	.228	3	26.1	10.1	69
	Palm Beach (A)	20	0-0	3.38	3	0	0	5.1	6	4	2	0	1	4	3	1.88	.316	0	11.5	15.4	26
23	Palm Beach (A)	21	3-1	5.47	31	0	1	52.2	53	34	32	8	0	18	54	1.35	.257	2	23.8	7.9	227
Minor League Totals			11-5	3.94	77	19	3	178.1	159	101	78	13	16	67	178	1.27	.237	13	23.3	8.8	764



CURIALLE, Michael

3B

HEIGHT/WEIGHT: 6'2 / 200

BATS/THROWS: R/R

BORN: 6/16/2001 at Freehold, NJ

COLLEGE: University of California-Los Angeles (2020-22)

HIGH SCHOOL: JSerra Catholic HS (San Juan Capistrano, CA) SIGNING SCOUT: Mike Garciaparra

HOW OBTAINED: Cardinals 12th round selection (367th overall) in the 2022 MLB Draft

CAREER NOTES - 2023: Selected as an organizational All-Star at 3B by MiLB.com...ranked among Cardinals minor league leaders in doubles (4th), triples (T4th), and on-base pct. (7th)...two-time Florida State League Player of the Week (April 10-16, May 1-7). COLLEGE: Utility player in college played every position except for pitcher, catcher and first base...played for Trenton in the 2021 MLB Draft League. PREP: Named Offensive MVP of the 2018 Boras Classic after leading JSerra to the tournament championship with a go-ahead HR in the title game... was the next player to play shortstop at JSerra after 2017 first overall draft selection Royce Lewis signed with the Twins.

MISC: Originally selected in the 31st round by the Colorado Rockies of the 2019 MLB Draft.

YR	CLUB	AGE	AVG	G	AB	R	H	2B	3B	HR	RBI	BB	SO	SB	CS	OBP	SLG	OPS	HP	SH	SF	E
22	Palm Beach (A)	21	.231	21	65	9	15	4	0	0	5	6	16	2	0	.342	.292	.634	5	0	0	4
23	Peoria (A+)	22	*.282	*110	*380	*66	*107	+28	*5	2	*57	51	108	10	7	*.392	*.397	*.789	*21	0	5	15
Minor League Totals			.274	131	445	75	122	32	5	2	62	57	124	12	7	.385	.382	.767	26	0	5	19

* Led Team

+ Led League


DÁVILA, José
RHP
HEIGHT/WEIGHT: 6'5 / 232 **BATS/THROWS:** R/R

BORN: 11/09/2002 at Maracaibo, Venezuela

HOW OBTAINED: Signed by the Cardinals as a International free-agent on 7/2/2019

CAREER NOTES - 2022: Rated as the No. 29 prospect in the Cardinals organization entering the season by *Baseball America*.

YR	CLUB	AGE	W-L	ERA	G	GS	SV	IP	H	R	ER	HR	HB	BB	SO	WHIP	AVG	WP	SO%	BB%	BF
20	DID NOT PITCH -- NO MILB SEASON																				
21	Palm Beach (A)	18	0-1	10.80	4	0	0	8.1	12	10	10	0	0	10	5	2.64	.375	3	11.6	23.3	43
	FCL Cardinals	18	1-3	*3.77	11	9	0	45.1	33	28	19	1	6	24	*49	*1.26	.201	2	25.0	12.2	196
22	FCL Cardinals	19	0-1	2.45	7	6	0	29.1	22	11	8	1	1	8	34	1.02	.202	2	28.8	6.8	118
	Palm Beach (A)	19	1-2	3.86	8	7	0	35.0	31	20	15	2	3	20	20	1.46	.240	1	12.9	12.9	155
23	Palm Beach (A)	20	2-3	5.69	20	10	2	74.1	81	49	47	2	5	31	71	1.51	.273	7	21.3	9.3	333
Minor League Totals		4-10	4.63	50	32	2	192.1	179	118	99	6	15	93	179	1.41	.245	15	21.2	11.0	845	


DAVIS, Chase
OF
HEIGHT/WEIGHT: 6'1 / 231 **BATS/THROWS:** L/L **BORN:** 12/5/2001 at Sacramento, CA

COLLEGE: University of Arizona (2021-23)

HIGH SCHOOL: Franklin HS (Elk Grove, CA)

SIGNING SCOUT: Scott Cousins

HOW OBTAINED: Cardinals 1st round selection (21st overall) in the 2023 MLB Draft

CAREER NOTES - 2024: Rated as the No. 7 prospect in the Cardinals organization entering the season by *Baseball America*...participated in early workouts and seminars as part of the team's STEP Camp. **COLLEGE:** Finished Arizona career with 39 home runs, third-most in program history. **PREP:**

Participated in the 2018 MLB Breakthrough Series prior to his junior season...took part in MLB's Player Development Pipeline in 2019 and multiple MLB Dream Series showcases.

MISC: Father, Tommy, played football at Southern Oregon University and mother, Jamille, played volleyball at Cornell... speaks Spanish.

YR	CLUB	AGE	AVG	G	AB	R	H	2B	3B	HR	RBI	BB	SO	SB	CS	OBP	SLG	OPS	HP	SH	SF	E
23	Palm Beach (A)	21	.212	34	104	15	22	6	0	0	23	25	34	3	0	.366	.269	.635	1	0	1	2


DE LA ROSA, Samil
2B/3B
HEIGHT/WEIGHT: 5'8 / 190 **BATS/THROWS:** R/R

BORN: 9/24/2003 at Santo Domingo, Dominican Republic

HOW OBTAINED: Signed by the Cardinals as an International free-agent on 1/15/2021

CAREER NOTES - 2022: Hit for the cycle on June 10 vs. DSL Rockies...ranked among FCL leaders in home runs (1st), slugging pct. (7th), OPS (8th) and extra-base hits (T8th). **2021:** Ranked among Cardinals minor league leaders in on-base pct. (8th), batting average (9th), and triples (T9th).

YR	CLUB	AGE	AVG	G	AB	R	H	2B	3B	HR	RBI	BB	SO	SB	CS	OBP	SLG	OPS	HP	SH	SF	E
21	DSL Cardinals Red	17	.288	37	125	23	36	8	3	1	21	14	28	2	2	.396	.424	.820	9	0	1	9
22	FCL Cardinals	18	*.241	*46	*141	*25	*34	*9	1	+6	*21	13	33	3	4	.346	*.447	*.792	10	0	1	15
23	FCL Cardinals	19	.250	18	56	4	14	2	0	1	8	10	12	2	1	.403	.339	.742	5	0	1	3
Minor League Totals			.261	101	322	52	84	19	4	8	50	37	73	7	7	.376	.419	.795	24	0	3	27



DUNN, Nick

2B/3B

HEIGHT/WEIGHT: 5'9 / 193 **BATS/THROWS:** L/R **BORN:** 1/29/1997 at Sunbury, PA

COLLEGE: University of Maryland (2016-18)

HIGH SCHOOL: Shikellamy HS (Sunbury, PA)

SIGNING SCOUT: Jim Negrych

HOW OBTAINED: Cardinals 5th round selection (153rd overall) in the 2018 MLB Draft

CAREER NOTES - 2024: Participated in early workouts and seminars as part of the team's STEP Camp.

2023: Selected as an organizational All-Star at 2B by MiLB.com...ranked among Cardinals minor league leaders in batting average (.320, 2nd), hits (2nd), on-base pct. (.413, 5th), walks (5th), OPS (.855, 6th),

doubles (6th) and runs (7th)...Cardinals Minor League Player of the Month (June)...Texas League Player of the Week (July 3-9). **2022:** Selected as an organizational All-Star at 2B by MiLB.com...ranked among Cardinals minor league leaders in walks (T2nd), runs (5th), hits (T8th) and doubles (T8th). **2019:** Participated in early workouts and seminars as part of the team's STEP Camp. **2018:** Named a New York-Penn League All-Star, led off and started at second base. **COLLEGE:** Was a First Team All-Big Ten selection his junior year. **PREP:** Lettered in baseball and football at Shikellamy HS.

MISC: His father, John, played college baseball at Bloomsburg (PA) University.

YR	CLUB	AGE	AVG	G	AB	R	H	2B	3B	HR	RBI	BB	SO	SB	CS	OBP	SLG	OPS	HP	SH	SF	E
18	State Collge (SS-A)	21	.274	51	201	*34	55	14	2	3	32	22	21	3	3	.351	.408	.759	3	1	2	5
	Peoria (A)	21	.167	14	48	3	8	0	0	0	3	1	9	0	1	.231	.167	.398	3	0	0	0
19	Palm Beach (A+)	22	.247	104	380	35	94	19	*3	3	38	24	58	2	2	.292	.337	.629	2	0	5	11
20	DID NOT PLAY -- NO MiLB SEASON																					
21	Springfield (AA)	24	.259	95	324	40	84	14	0	6	36	36	59	4	2	.340	.358	.698	6	0	5	11
22	Springfield (AA)	25	.271	112	399	69	108	21	*3	7	44	*63	42	5	2	.379	.391	.770	8	0	2	10
23	Springfield (AA)	26	.332	73	265	53	88	15	2	7	40	41	31	2	6	.420	.483	.903	2	0	4	6
	Memphis (AAA)	26	.302	51	192	28	58	10	0	2	20	32	26	0	0	.404	.385	.789	1	0	0	6
Minor League Totals			.274	500	1809	262	495	93	10	28	213	219	246	16	15	.357	.383	.740	25	1	18	49



ENCARNACION, Anyelo

2B/SS

HEIGHT/WEIGHT: 6'0 / 202 **BATS/THROWS:** R/R

BORN: 1/2/2004 at San Cristobal, Dominican Republic

HOW OBTAINED: Signed by the Cardinals as an International free-agent on 1/15/2021

CAREER NOTES -2022: Ranked among Cardinals minor league leaders in on-base pct. (1st), batting average (2nd), OPS (2nd), triples (T5th) and slugging pct. (9th).

YR	CLUB	AGE	AVG	G	AB	R	H	2B	3B	HR	RBI	BB	SO	SB	CS	OBP	SLG	OPS	HP	SH	SF	E
21	DSL Cardinals Blue	17	.205	37	122	18	25	3	*3	1	11	*22	48	4	3	.326	.303	.629	0	0	0	11
22	DSL Cardinals	18	*.323	36	99	39	32	5	*4	1	20	*33	29	*15	3	*.496	*.485	*.981	3	1	2	4
23	FCL Cardinals	19	.205	36	112	19	23	5	2	2	14	19	36	6	1	.333	.339	.672	3	1	1	9
Minor League Totals			.240	109	333	76	80	13	9	4	45	74	113	25	7	.385	.369	.754	6	2	3	24



ESPINOZA, Lizandro

SS/2B

HEIGHT/WEIGHT: 5'7 / 168 **BATS/THROWS:** R/R

BORN: 11/20/2002 at Higerote, Venezuela

HOW OBTAINED: Signed by the Cardinals as an International free-agent on 07/02/2019

CAREER NOTES - 2022: Ranked among Cardinals minor league leaders in triples (T3rd). **2021:** Ranked among Cardinals minor league leaders in on-base pct (7th).

YR	CLUB	AGE	AVG	G	AB	R	H	2B	3B	HR	RBI	BB	SO	SB	CS	OBP	SLG	OPS	HP	SH	SF	E
20	DID NOT PLAY -- NO MiLB SEASON																					
21	DSL Cardinals Red	18	.291	46	117	27	34	7	2	0	8	17	21	10	6	.396	.385	.781	4	2	1	7
22	FCL Cardinals	19	.240	29	104	17	25	5	*4	1	15	12	29	4	1	.322	.394	.716	2	0	3	12
	Palm Beach (A)	19	.159	19	69	19	11	1	1	1	3	3	29	1	0	.194	.246	.440	0	1	0	3
23	Palm Beach (A)	20	.184	107	359	41	66	15	1	7	47	39	106	13	7	.272	.290	.562	6	5	4	21
Minor League Totals			.210	201	649	95	136	28	8	9	73	71	185	28	14	.296	.319	.615	12	8	8	43

* Led Team

+ Led League

**FABIAN, Samuel****RHP****HEIGHT/WEIGHT:** 6'6 / 183**BATS/THROWS:** R/R**BORN:** 5/21/2003 at Santo Domingo, Dominican Republic**HOW OBTAINED:** Signed by the Cardinals as an International free-agent on 1/15/2021

YR	CLUB	AGE	W-L	ERA	G	GS	SV	IP	H	R	ER	HR	HB	BB	SO	WHIP	AVG	WP	SO%	BB%	BF
21	DSL Cardinals Red	18	1-1	9.68	14	2	0	17.2	26	23	19	1	2	21	10	2.66	.361	11	10.3	21.6	97
22	DSL Cardinals	19	1-0	6.53	14	0	0	20.2	16	20	15	0	5	17	16	1.60	.211	4	16.0	17.0	100
23	FCL Cardinals	20	0-1	10.00	16	0	1	18.0	21	25	20	2	4	24	26	2.50	.280	5	24.8	22.9	105
Minor League Totals			2-2	8.63	44	2	1	56.1	63	68	54	3	11	62	52	2.22	2.83	20	17.2	20.5	302

FRANCO, Brannell**RHP****HEIGHT/WEIGHT:** 6'3 / 209**BATS/THROWS:** R/R**BORN:** 2/5/2007 at Haina, Dominican Republic**HOW OBTAINED:** Signed by the Cardinals as an International free-agent on 1/15/2024**CAREER NOTES - 2024:** Rated as the No. 20 prospect in the Cardinals organization entering the season by *Baseball America*.

YR	CLUB	AGE	W-L	ERA	G	GS	SV	IP	H	R	ER	HR	HB	BB	SO	WHIP	AVG	WP	SO%	BB%	BF
2024 WILL BE HIS FIRST PROFESSIONAL SEASON																					

**FRIEDRICK, Ross****1B****HEIGHT/WEIGHT:** 6'4 / 240**BATS/THROWS:** L/R**BORN:** 11/26/2000 at Fort Myers, FL**COLLEGE:** United States Military Academy-West Point (2020-23)**HIGH SCHOOL:** Cambridge HS (Milton, GA)**SIGNING SCOUT:** Jim Negrych**HOW OBTAINED:** Signed by the Cardinals as a non-drafted minor league free-agent on 7/16/2023**CAREER NOTES - COLLEGE:** Served as team captain during his senior season in which he set a new program record for home runs in a single season (17).

YR	CLUB	AGE	AVG	G	AB	R	H	2B	3B	HR	RBI	BB	SO	SB	CS	OBP	SLG	OPS	HP	SH	SF	E
23	Palm Beach (A)	22	.583	6	12	3	7	0	0	1	5	1	0	0	0	.615	.833	1.448	0	0	0	0

GALVEZ, Jovi**RHP****HEIGHT/WEIGHT:** 6'2 / 235**BATS/THROWS:** R/R**BORN:** 7/5/2004 at Los Alcarizos, Dominican Republic**HOW OBTAINED:** Signed by the Cardinals as an International free-agent on 1/15/2022

YR	CLUB	AGE	W-L	ERA	G	GS	SV	IP	H	R	ER	HR	HB	BB	SO	WHIP	AVG	WP	SO%	BB%	BF
22	DSL Cardinals	17	0-5	16.71	19	1	0	14.0	19	38	26	0	11	39	11	4.14	.333	15	10.1	35.8	109
23	DSL Cardinals	18	0-0	11.15	15	0	0	15.1	15	19	19	0	4	24	14	2.54	.259	11	16.3	27.9	86
Minor League Totals			0-5	13.81	34	1	0	29.1	34	57	45	0	15	63	25	3.31	.296	26	12.8	32.3	195

RHP

**GARCÍA, Benito**

HEIGHT/WEIGHT: 5'9 / 193 BATS/THROWS: R/R

BORN: 3/10/2000 at Santo Domingo, Dominican Republic

HOW OBTAINED: Acquired during the Triple-A Phase of the Rule 5 Draft from the New York Mets on 12/6/2023

CAREER NOTES - MISC: Originally signed as an International free-agent by the New York Mets on 6/2/2018.

YR	CLUB	AGE	W-L	ERA	G	GS	SV	IP	H	R	ER	HR	HB	BB	SO	WHIP	AVG	WP	SO%	BB%	BF	
18	DSL Mets 1	18	2-3	3.93	14	*10	1	*50.1	51	27	22	1	2	11	*58	1.23	.260	6	27.6	5.2	*210	
19	DSL Mets 1	19	0-0	1.13	2	2	0	8.0	5	2	1	0	1	0	8	0.63	.172	0	26.7	0.0	30	
	Kingsport (R-NYM)	19	2-4	6.45	13	9	0	*44.2	53	41	32	5	1	19	43	1.61	.293	9	20.8	9.2	*207	
20	DID NOT PITCH -- NO MILB SEASON																					
21	FCL Mets	21	1-0	6.28	9	0	2	14.1	22	10	10	3	2	3	8	1.74	.361	1	12.1	4.5	66	
22	FCL Mets	22	1-1	3.18	9	0	4	11.1	11	8	4	1	0	4	9	1.32	.224	0	17.0	7.5	53	
	St. Lucie (A-NYM)	22	2-3	6.10	10	0	1	20.2	20	17	14	2	1	4	28	1.16	.256	2	31.8	4.5	88	
	Brooklyn (A+-NYM)	22	0-0	7.71	2	0	0	4.2	5	4	4	0	1	0	4	1.07	.263	0	20.0	0.0	20	
23	St. Lucie (A-NYM)	23	1-2	5.63	8	0	0	16.0	19	12	10	1	2	5	10	1.50	.292	0	13.5	6.8	74	
	Brooklyn (A+-NYM)	23	3-1	*1.18	20	2	2	38.0	23	7	5	2	1	4	34	*0.71	.168	2	23.9	2.8	142	
	Binghamton (AA-NYM)	23	1-0	0.00	2	1	0	7.1	2	0	0	0	0	2	8	0.55	.083	0	30.8	7.7	26	
Minor League Totals			13-14	4.26	89	24	10	215.1	211	128	102	15	11	52	210	1.22	.251	20	22.9	5.7	916	

GARCÍA, Jesus

HEIGHT/WEIGHT: 5'11 / 150 BATS/THROWS: R/R BORN: 1/25/2006 at La Lara, Venezuela

HOW OBTAINED: Signed by the Cardinals as an International free-agent on 1/15/2024

YR	CLUB	AGE	W-L	ERA	G	GS	SV	IP	H	R	ER	HR	HB	BB	SO	WHIP	AVG	WP	SO%	BB%	BF
2024 WILL BE HIS FIRST PROFESSIONAL SEASON																					

RHP

**GARCÍA, Roy**

HEIGHT/WEIGHT: 6'0 / 242 BATS/THROWS: R/R

BORN: 8/28/2000 at Nagua, Dominican Republic

HOW OBTAINED: Signed by the Cardinals as an International free-agent on 9/6/2016

CAREER NOTES - 2023: Ranked among Cardinals minor league leaders in saves (4th), wins (T6th), SO/9 IP (11.1, 8th), and appearances (T8th). 2022: Ranked among Cardinals minor league leaders in saves (T4th)... ranked among Florida State League leaders in saves (3rd)...pitched 3.0 innings of Palm Beach's combined no-hitter at Clearwater on June 15...pitched 1.1 innings of relief in the FSL Semifinals vs. St.

Luice. 2021: Ranked among Cardinals minor league leaders in WHIP (1.04, 3rd), strikeout-to-walk ratio (4.14, 8th), ERA (3.12, 10th), and opp. average (.202, 10th). 2019: Was one of nine members of the first high school graduating class at the Cardinals Dominican Academy. 2018: Struck out a batter in all 19 relief appearances.

YR	CLUB	AGE	W-L	ERA	G	GS	SV	IP	H	R	ER	HR	HB	BB	SO	WHIP	AVG	WP	SO%	BB%	BF	
17	DSL Cardinals	16	2-4	7.44	20	0	0	32.2	38	31	27	0	6	22	28	1.84	.299	14	17.2	13.5	163	
18	DSL Cardinals Red	17	1-2	8.37	19	0	1	33.1	30	37	31	1	3	43	38	2.19	.238	18	21.6	24.4	176	
19	GCL Cardinals	18	2-5	8.65	14	2	*3	26.0	32	28	25	2	1	24	28	2.15	.305	11	21.1	18.0	133	
20	DID NOT PITCH -- NO MILB SEASON																					
21	FCL Cardinals	20	*3-0	1.42	10	0	0	19.0	11	5	3	1	3	3	23	0.74	.159	1	30.3	3.9	76	
	Palm Beach (A)	20	0-0	7.71	6	0	0	7.0	9	10	6	0	1	4	6	1.86	.300	2	17.1	11.4	35	
22	Palm Beach (A)	21	4-6	5.66	29	1	8	55.2	46	36	35	6	6	32	71	1.40	.223	15	29.0	13.1	245	
23	Palm Beach (A)	22	1-1	2.04	10	0	4	17.2	15	5	4	1	0	12	20	1.53	.242	2	26.3	15.8	76	
	Peoria (A+)	22	5-1	1.88	15	0	4	24.0	15	7	5	0	0	7	32	0.92	.174	5	34.4	7.5	93	
	Springfield (AA)	22	2-2	8.46	18	0	1	22.1	30	26	21	2	3	16	27	2.06	.319	1	23.9	14.2	113	
Minor League Totals			20-21	5.95	141	3	21	237.2	226	185	157	13	23	163	273	1.64	.250	69	24.6	14.7	1110	

RHP

* Led Team

+ Led League

**GASTELUM, Luis****RHP****HEIGHT/WEIGHT:** 6'1 / 165**BATS/THROWS:** R/R**BORN:** 9/27/2001 at Ahome, Mexico**HOW OBTAINED:** Signed by the Cardinals as an International free-agent on 4/26/2023

YR	CLUB	AGE	W-L	ERA	G	GS	SV	IP	H	R	ER	HR	HB	BB	SO	WHIP	AVG	WP	SO%	BB%	BF
23	FCL Cardinals	21	1-2	5.19	11	0	1	17.1	22	12	10	1	1	3	20	1.44	.297	1	25.6	3.8	78
	Palm Beach (A)	21	1-0	4.00	7	0	0	9.0	14	8	4	2	1	1	6	1.67	.359	1	14.0	2.3	43
Minor League Totals		2-2	4.78	18	0	1	26.1	36	20	14	3	2	4	26	1.52	.319	2	21.5	3.3	121	

GIL, Angel**OF****HEIGHT/WEIGHT:** 6'4 / 172**BATS/THROWS:** L/L**BORN:** 12/10/2005 at Santo Domingo, Dominican Republic**HOW OBTAINED:** Signed by the Cardinals as an International free-agent on 1/15/2023

YR	CLUB	AGE	AVG	G	AB	R	H	2B	3B	HR	RBI	BB	SO	SB	CS	OBP	SLG	OPS	HP	SH	SF	E
23	DSL Cardinals	17	.179	27	78	8	14	4	0	1	11	16	37	0	0	.343	.269	.612	4	0	1	0

**GIULIANELLI, Ettore****RHP****HEIGHT/WEIGHT:** 6'4 / 233**BATS/THROWS:** R/R**BORN:** 3/30/2003 at Rimini, Italy**HOW OBTAINED:** Signed by the Cardinals as an International free-agent on 9/3/2019

YR	CLUB	AGE	W-L	ERA	G	GS	SV	IP	H	R	ER	HR	HB	BB	SO	WHIP	AVG	WP	SO%	BB%	BF
20	DID NOT PITCH -- NO MiLB SEASON																				
21	FCL Cardinals	18	0-2	4.30	14	1	0	14.2	13	8	7	0	2	11	22	1.64	.245	0	32.6	16.2	68
22	FCL Cardinals	19	1-1	2.70	8	0	1	10.0	3	6	3	0	0	11	9	1.40	.097	2	20.0	24.4	45
23	FCL Cardinals	20	1-1	6.16	15	0	0	19.0	8	13	13	0	1	23	34	1.63	.123	5	38.2	25.8	89
Minor League Totals		2-4	4.74	37	1	1	43.2	24	27	23	0	3	45	65	1.58	.161	7	32.2	22.3	202	

**GÓMEZ, Henry****RHP****HEIGHT/WEIGHT:** 6'2 / 177**BATS/THROWS:** R/R**BORN:** 10/17/2001 at Maracaibo, Venezuela**HOW OBTAINED:** Signed by the Cardinals as an International free-agent on 7/28/2018**CAREER NOTES - 2022:** Ranked among Cardinals minor league leaders in wins (T10th).

YR	CLUB	AGE	W-L	ERA	G	GS	SV	IP	H	R	ER	HR	HB	BB	SO	WHIP	AVG	WP	SO%	BB%	BF
19	DSL Cardinals Red	17	1-1	4.14	11	10	0	45.2	52	26	21	2	4	12	29	1.40	.286	2	14.3	5.9	203
20	DID NOT PITCH -- NO MiLB SEASON																				
21	DSL Cardinals Blue	19	1-8	5.33	12	12	0	49.0	62	33	29	1	3	14	36	1.55	.310	7	16.4	6.4	*219
22	DSL Cardinals	20	6-1	3.58	15	1	1	27.2	31	16	11	3	2	8	23	1.41	.277	3	18.7	6.5	123
23	FCL Cardinals	21	1-0	0.00	1	0	0	2.0	2	0	0	0	0	1	3	1.50	.250	0	33.3	11.1	9
	Palm Beach (A)	21	1-5	4.91	22	0	3	36.2	32	26	20	5	5	21	28	1.45	.229	7	16.7	12.5	168
Minor League Totals		10-15	4.53	61	23	4	161.0	179	101	81	11	14	56	119	1.46	.279	19	16.5	7.8	722	

* Led Team

+ Led League

GONZALEZ, Oliver

HEIGHT/WEIGHT: 6'4 / 191

BATS/THROWS: R/R

BORN: 10/26/2006 at Panama City, Panama

HOW OBTAINED: Signed by the Cardinals as an International free-agent on 2/1/2024

RHP

YR	CLUB	AGE	W-L	ERA	G	GS	SV	IP	H	R	ER	HR	HB	BB	SO	WHIP	AVG	WP	SO%	BB%	BF
2024 WILL BE HIS FIRST PROFESSIONAL SEASON																					

**GRAGG, Logan**

HEIGHT/WEIGHT: 6'4 / 197

BATS/THROWS: R/R

BORN: 8/8/1998 at Springdale, AR

COLLEGE: Oklahoma State University (2019), Connors State (Okla.) JC (2017-18)

HIGH SCHOOL: Prairie Grove (Ark.) HS

SIGNING SCOUT: Tom Lipari

HOW OBTAINED: Cardinals 8th round selection (245th overall) in the 2019 MLB Draft

CAREER NOTES - 2023: Rated as having the "Best Changeup" in the Cardinals organization entering the season by *Baseball America*...ranked among Cardinals minor league leaders in innings pitched (6th) and strikeouts (T9th)...pitched 3.1 innings and earned a save over two appearances in the Texas League

playoffs. **2021:** Ranked among Cardinals minor league leaders in games started (5th) and innings pitched (6th). **2020:** Participated in early workouts and seminars as part of the Cardinals two-week Instructional Camp in January. **COLLEGE:** Was 11-2 with a 2.50 ERA at Connors State before requiring Tommy John surgery...recovered quickly and was 6-0 with a 2.06 ERA his sophomore season.

MISC: Majored in Livestock Merchandise and had aspirations of becoming a farmer outside of his baseball career.

YR	CLUB	AGE	W-L	ERA	G	GS	SV	IP	H	R	ER	HR	HB	BB	SO	WHIP	AVG	WP	SO%	BB%	BF
19	State College (SS-A)	20	0-0	2.45	8	0	2	11.0	8	5	3	1	0	3	15	1.00	.186	0	31.9	6.4	47
	Peoria (A)	20	0-3	3.38	9	8	1	34.2	37	17	13	3	0	12	35	1.41	.270	0	23.5	8.1	149
20	DID NOT PITCH -- NO MiLB SEASON																				
21	Peoria (A+)	22	2-7	4.45	25	20	0	99.0	108	58	49	15	4	27	80	1.36	.273	1	18.6	6.3	431
22	Peoria (A+)	23	4-4	3.92	13	11	0	59.2	61	29	26	7	5	10	49	1.19	.261	0	19.7	4.0	249
	Springfield (AA)	23	1-1	6.07	17	4	4	43.0	50	31	29	13	6	17	42	1.56	.286	0	21.0	8.5	200
23	Springfield (AA)	24	3-7	5.74	23	17	0	106.2	121	70	68	22	9	42	90	1.53	.286	3	18.9	8.8	476
	Memphis (AAA)	24	3-0	0.50	4	2	1	18.0	6	2	1	0	1	6	12	0.67	.105	1	18.8	9.4	64
Minor League Totals			13-22	4.57	99	62	8	372.0	391	212	189	61	25	117	323	1.37	.267	5	20.0	7.2	1616

**GRANT, Adari**

HEIGHT/WEIGHT: 5'8 / 175

BATS/THROWS: R/R

BORN: 1/2/2004 at Freeport, Bahamas

HOW OBTAINED: Signed by the Cardinals as an International free-agent on 1/15/2021

INF

YR	CLUB	AGE	AVG	G	AB	R	H	2B	3B	HR	RBI	BB	SO	SB	CS	OBP	SLG	OPS	HP	SH	SF	E
21	DSL Cardinals Blue	17	.220	43	164	27	36	*9	1	1	10	21	53	*7	3	.326	.305	.631	5	0	0	7
22	FCL Cardinals	18	.206	37	97	14	20	2	1	0	7	18	39	*6	6	.347	.247	.594	3	0	0	17
23	FCL Cardinals	19	*.237	33	97	16	23	6	1	0	6	18	17	3	3	*.395	.320	*.715	*8	0	1	10
Minor League Totals			.221	113	358	57	79	17	3	1	23	57	109	16	12	.352	.293	.645	16	0	1	34

* Led Team

+ Led League

**GUERRERO, Justin****C****HEIGHT/WEIGHT:** 6'2 / 224 **BATS/THROWS:** R/R**BORN:** 5/20/2003 at Santo Domingo, Dominican Republic**HOW OBTAINED:** Signed by the Cardinals as an International free-agent on 7/2/2019**CAREER NOTES - CAREER:** Has thrown out 30.9% (34 CS/110 SB ATT) of attempted base stealers. **2023:** Participated in early workouts and seminars as part of the team's STEP Camp. **2022:** Was one of seven members of the third high school graduating class at the Cardinals Dominican Academy.

YR	CLUB	AGE	AVG	G	AB	R	H	2B	3B	HR	RBI	BB	SO	SB	CS	OBP	SLG	OPS	HP	SH	SF	E
20	DID NOT PLAY -- NO MiLB SEASON																					
21	DSL Cardinals Red	18	.080	10	25	2	2	0	0	0	1	4	12	0	0	.207	.080	.287	0	0	0	0
	DSL Cardinals Blue	18	.100	12	40	0	4	0	0	0	2	5	15	0	0	.200	.100	.300	0	0	0	4
22	DSL Cardinals	19	.274	23	84	12	23	6	1	1	9	12	17	0	1	.374	.405	.779	2	9	1	7
23	FCL Cardinals	20	.244	18	45	6	11	2	0	2	7	7	12	1	0	.352	.422	.774	1	0	1	2
Minor League Totals			.206	63	194	20	40	8	1	3	19	28	56	1	1	.313	.304	.617	3	0	2	13

GUERRERO, Yancel**3B****HEIGHT/WEIGHT:** 6'2 / 185 **BATS/THROWS:** R/R **BORN:** 4/16/2004 at Cambita Garabitos, Dominican Republic**HOW OBTAINED:** Signed by the Cardinals as an International free-agent on 1/15/2021**CAREER NOTES - 2022:** Ranked among Cardinals minor league leaders in on-base pct. (2nd).

YR	CLUB	AGE	AVG	G	AB	R	H	2B	3B	HR	RBI	BB	SO	SB	CS	OBP	SLG	OPS	HP	SH	SF	E
21	DSL Cardinals Blue	17	.263	29	80	13	21	2	2	0	4	7	31	2	1	.366	.338	.704	6	0	0	4
22	DSL Cardinals	18	.267	41	116	*41	31	3	2	2	22	30	48	12	2	.448	.379	.827	8	0	0	8
23	FCL Cardinals	19	.214	31	98	*21	21	5	2	0	8	8	37	4	1	.304	.306	.610	5	0	1	9
Minor League Totals			.248	101	294	75	73	10	6	2	34	45	116	18	4	.382	.344	.726	19	0	1	21

GURIBE, Edward**OF****HEIGHT/WEIGHT:** 6'1 / 193 **BATS/THROWS:** R/R **BORN:** 11/16/2006 at San Cristobal, Dominican Republic**HOW OBTAINED:** Signed by the Cardinals as an International free-agent on 1/15/2024

YR	CLUB	AGE	AVG	G	AB	R	H	2B	3B	HR	RBI	BB	SO	SB	CS	OBP	SLG	OPS	HP	SH	SF	E
2024 WILL BE HIS FIRST PROFESSIONAL SEASON																						

**GUZMAN, Raul****3B****HEIGHT/WEIGHT:** 6'2 / 225 **BATS/THROWS:** R/R**BORN:** 5/20/2003 at Santo Domingo, Dominican Republic**HOW OBTAINED:** Signed by the Cardinals as an International free-agent on 7/2/2019**CAREER NOTES - 2024:** Was one of seven members of the fifth high school graduating class at the Cardinals Dominican Academy. **2021:** Ranked among Cardinals minor league leaders in on-base pct. (3rd).

YR	CLUB	AGE	AVG	G	AB	R	H	2B	3B	HR	RBI	BB	SO	SB	CS	OBP	SLG	OPS	HP	SH	SF	E
20	DID NOT PLAY -- NO MiLB SEASON																					
21	DSL Cardinals Red	18	.190	43	105	19	20	3	1	2	9	31	50	4	1	*.406	.295	.701	7	0	0	8
22	FCL Cardinals	19	.167	24	54	4	9	3	0	0	1	3	28	1	1	.262	.222	.484	4	0	0	5
23	FCL Cardinals	20	.208	23	48	12	10	1	0	3	6	16	22	2	0	.418	.417	.835	2	0	1	5
Minor League Totals			.188	90	207	35	39	7	1	5	16	50	100	7	2	.376	.304	.680	13	0	1	18

**HANSEN, Pete****LHP****HEIGHT/WEIGHT:** 6'2 / 206**BATS/THROWS:** R/L**BORN:** 7/28/2000 at Dallas, TX**COLLEGE:** University of Texas (2020-22)**HIGH SCHOOL:** Oak Ridge HS (El Dorado Hills, CA)**SIGNING SCOUT:** Joseph Quezada**HOW OBTAINED:** Cardinals 3rd round selection (97th overall) in the 2022 MLB Draft

CAREER NOTES - 2024: Rated as the No. 28 prospect in the Cardinals organization entering the season by *Baseball America*...participated in early workouts and seminars as part of the team's STEP Camp. **2023:** Rated as the No. 15 prospect in the Cardinals organization entering the season by *Baseball*

America...selected as an organizational All-Star at LH SP by MiLB.com...ranked 4th among all qualified minor league pitchers in winning percentage (.786)...ranked among all Single-A qualified pitchers in ERA (2nd), wins (3rd), opp. average (4th), strikeouts (T4th), WHIP (5th), and innings pitched (9th)...ranked among Cardinals minor league leaders in strikeouts (1st), wins (2nd), games started (T3rd), ERA (3.09, 6th), WHIP (1.15, 6th), opp. average (.218, 9th), and innings pitched (10th)...Florida State League Pitcher of the Week (Aug. 7-13)... started Game 1 of the FSL Semifinals at Jupiter (5.0 IP, 2 H, 0 R, 4 SO).

COLLEGE: Was 11-3 with a 3.76 ERA over 107.2 innings pitched his redshirt sophomore season in 2022...ranked T16th in NCAA Division I in strikeouts (120)...**PREP:** Named Most Valuable Pitcher at the Perfect Game World Series in 2018.

YR	CLUB	AGE	W-L	ERA	G	GS	SV	IP	H	R	ER	HR	HB	BB	SO	WHIP	AVG	WP	SO%	BB%	BF
23	Palm Beach (A)	22	*11-3	+3.12	23	+23	0	112.2	92	39	39	10	4	39	+126	1.16	.220	6	27.1	8.4	465
	Memphis (AAA)	22	0-0	0.00	1	0	0	1.0	0	0	0	0	0	0	0	0.00	.000	0	0.0	0.0	3
Minor League Totals			11-3	3.09	24	23	0	113.2	92	39	39	10	4	39	126	1.15	.218	6	26.9	8.3	468

**HARRIS, Dakota****SS****HEIGHT/WEIGHT:** 5'11 / 203**BATS/THROWS:** S/R**BORN:** 2/19/2002 at Tampa, FL**COLLEGE:** Oklahoma University (2023), Polk State (Fla.) College (2021-22)**HIGH SCHOOL:** Land O' Lakes (Fla.) HS**SIGNING SCOUT:** Pete Parise**HOW OBTAINED:** Cardinals 11th round selection (335th overall) in the 2023 MLB Draft

CAREER NOTES - COLLEGE: Named NJCAA Division I co-Defensive Player of the Year and won a Rawlings Gold Glove in his sophomore season at Polk State.

MISC: Brother, Dustin, was drafted by the Athletics in the 11th round of the 2019 MLB Draft...father, David, was an All-American pitcher at Division II Florida Southern.

YR	CLUB	AGE	AVG	G	AB	R	H	2B	3B	HR	RBI	BB	SO	SB	CS	OBP	SLG	OPS	HP	SH	SF	E
23	Palm Beach (A)	21	.220	31	100	15	22	7	0	1	21	8	26	4	0	.307	.320	.627	5	1	1	8

**HARRISON, Charles****RHP****HEIGHT/WEIGHT:** 6'0 / 199**BATS/THROWS:** R/R**BORN:** 12/23/2001 at Los Angeles, CA**COLLEGE:** University of California-Los Angeles (2020-23)**HIGH SCHOOL:** Canyon HS (Santa Clarita, CA)**SIGNING SCOUT:** Mike Garciaparra**HOW OBTAINED:** Cardinals 7th round selection (215th overall) in the 2023 MLB Draft

YR	CLUB	AGE	W-L	ERA	G	GS	SV	IP	H	R	ER	HR	HB	BB	SO	WHIP	AVG	WP	SO%	BB%	BF
2024 WILL BE HIS FIRST PROFESSIONAL SEASON																					

**HAYES, Hunter****RHP****HEIGHT/WEIGHT:** 6'2 / 194**BATS/THROWS:** R/R**BORN:** 8/5/2000 at Citrus Heights, CA**COLLEGE:** University of the Pacific (Calif.) (2021-22), Folsom Lake (Calif.) College (2020)**HIGH SCHOOL:** Casa Roble HS (Orangevale, CA)**SIGNING SCOUT:** Stacey Pettis**HOW OBTAINED:** Cardinals 16th round selection (487th overall) in the 2022 MLB Draft

YR	CLUB	AGE	W-L	ERA	G	GS	SV	IP	H	R	ER	HR	HB	BB	SO	WHIP	AVG	WP	SO%	BB%	BF
22	FCL Cardinals	21	0-0	9.00	2	1	0	2.0	3	2	2	0	0	1	2	2.00	.375	0	22.2	11.1	9
23	Palm Beach (A)	22	3-3	3.69	20	5	3	61.0	64	33	25	5	2	24	48	1.44	.270	4	18.0	9.0	267
Minor League Totals			3-3	3.86	22	6	3	63.0	67	35	27	5	2	25	50	1.46	.273	4	18.1	9.1	276

**HENDERSON, Ixan****LHP****HEIGHT/WEIGHT:** 6'2 / 175**BATS/THROWS:** L/L**BORN:** 1/28/2002 at Fresno, CA**COLLEGE:** California State University-Fresno (2021-23)**HIGH SCHOOL:** Clovis West HS (Fresno, CA)**SIGNING SCOUT:** Stacey Pettis**HOW OBTAINED:** Cardinals 8th round selection (245th overall) in the 2023 MLB Draft**PRONUNCIATION:** EE-shawn

YR	CLUB	AGE	W-L	ERA	G	GS	SV	IP	H	R	ER	HR	HB	BB	SO	WHIP	AVG	WP	SO%	BB%	BF
23	Palm Beach (A)	21	0-0	0.00	4	0	0	3.2	1	0	0	0	0	4	5	1.36	.091	1	31.3	25.0	16

**HEREDIA, Nathanael****LHP****HEIGHT/WEIGHT:** 6'4 / 235**BATS/THROWS:** L/L**BORN:** 9/10/2000 at San Pedro De Macoris, Dominican Republic**HOW OBTAINED:** Signed by the Cardinals as an International free-agent on 1/10/2018**CAREER NOTES - 2022:** Ranked among Cardinals minor league leaders in appearances (8th)...ranked among Midwest League leaders in appearances (T6th). **2019:** Ranked among Cardinals minor league leaders in opp. average (.239, 6th). **2018:** Suspended 72 games for testing positive for a performance-enhancing substance before the start of the season.

YR	CLUB	AGE	W-L	ERA	G	GS	SV	IP	H	R	ER	HR	HB	BB	SO	WHIP	AVG	WP	SO%	BB%	BF
18	DID NOT PITCH -- SUSPENDED																				
19	GCL Cardinals	18	*5-4	3.83	12	7	0	49.1	43	27	21	2	7	35	48	1.58	.234	5	21.1	15.4	228
	State College (SS-A)	18	0-0	27.00	1	1	0	0.2	2	5	2	1	0	3	1	7.50	.500	1	14.3	42.9	7
20	DID NOT PITCH -- NO MiLB SEASON																				
21	Peoria (A+)	20	1-2	7.71	14	3	0	18.2	17	19	16	1	3	31	21	2.57	.243	3	19.8	29.2	106
	Palm Beach (A)	20	1-1	4.82	16	1	0	37.1	30	21	20	0	1	28	49	1.55	.224	8	29.7	17.0	165
22	Peoria (A+)	21	4-4	4.12	*41	1	0	74.1	62	39	34	5	9	54	86	1.56	.225	6	25.1	15.8	342
23	Palm Beach (A)	22	1-0	0.00	2	0	0	2.2	0	0	0	0	0	1	2	0.38	.000	0	25.0	12.5	8
	Peoria (A+)	22	0-1	4.54	23	0	1	37.2	32	20	19	3	7	20	26	1.38	.237	3	16.0	12.3	163
Minor League Totals			12-12	4.57	109	13	1	220.2	186	131	112	12	27	172	233	1.62	.230	26	22.9	16.9	1019

* Led Team

+ Led League

**HEREDIA, Roblin**

C

HEIGHT/WEIGHT: 5'11 / 225 **BATS/THROWS:** L/R**BORN:** 7/22/2002 at Cumana, Venezuela**HOW OBTAINED:** Signed by the Cardinals as an International free-agent on 4/17/2019**CAREER NOTES - CAREER:** Has thrown out 37.2% (51 CS/137 SB ATT) of attempted base stealers.
2023: Participated in early workouts and seminars as part of the team's STEP Camp.

YR	CLUB	AGE	AVG	G	AB	R	H	2B	3B	HR	RBI	BB	SO	SB	CS	OBP	SLG	OPS	HP	SH	SF	E
19	DSL Cardinals Red	16	.231	41	147	24	34	4	4	1	27	28	46	5	1	.361	.333	.694	3	1	2	7
20	DID NOT PLAY -- NO MILB SEASON																					
21	Palm Beach (A)	18	.209	19	67	10	14	5	0	0	7	5	28	0	0	.284	.284	.568	2	0	0	0
	FCL Cardinals	18	.167	38	114	9	19	5	0	0	10	*23	45	3	0	.309	.211	.520	1	0	1	4
22	Palm Beach (A)	19	.094	10	32	2	3	0	0	0	0	4	15	1	0	.194	.094	.288	0	0	0	2
	FCL Cardinals	19	.128	21	47	4	6	2	1	0	6	6	25	0	0	.255	.213	.468	2	0	0	3
23	FCL Cardinals	20	.056	12	18	1	1	0	0	0	1	4	9	0	0	.217	.056	.273	0	0	1	0
Minor League Totals			.181	141	425	50	77	16	5	1	51	70	168	9	1	.306	.249	.555	8	1	4	16

HERNÁNDEZ, Justin

RHP

HEIGHT/WEIGHT: 6'4 / 194**BATS/THROWS:** R/R**BORN:** 4/22/2005 at Santo Domingo, Dominican Republic**HOW OBTAINED:** Signed by the Cardinals as an International free-agent on 4/20/2023

YR	CLUB	AGE	W-L	ERA	G	GS	SV	IP	H	R	ER	HR	HB	BB	SO	WHIP	AVG	WP	SO%	BB%	BF
23	DSL Cardinals	18	0-2	7.65	15	0	*2	20.0	24	24	17	3	2	20	21	2.20	.286	5	19.8	18.9	106

**HERNÁNDEZ, Maikel**

C

HEIGHT/WEIGHT: 6'1 / 229**BATS/THROWS:** S/R**BORN:** 2/2/2003 at Maracay, Venezuela**HOW OBTAINED:** Signed by the Cardinals as an International free-agent on 7/2/2019**CAREER NOTES - CAREER:** Has thrown out 39.8% (33 CS/83 SB ATT) of attempted base stealers.
2024: Participated in early workouts and seminars as part of the team's STEP Camp.

YR	CLUB	AGE	AVG	G	AB	R	H	2B	3B	HR	RBI	BB	SO	SB	CS	OBP	SLG	OPS	HP	SH	SF	E
20	DID NOT PLAY -- NO MILB SEASON																					
21	DSL Cardinals Red	18	.222	22	63	7	14	4	0	1	4	5	23	0	0	.315	.333	.648	4	0	1	3
22	DSL Cardinals	19	.233	31	90	14	21	6	0	0	8	20	20	0	0	.372	.300	.672	1	0	2	4
23	FCL Cardinals	20	.268	25	56	5	15	3	0	0	7	14	10	0	0	.411	.321	.732	1	0	2	4
	Peoria (A+)	20	.000	2	2	0	0	0	0	0	0	0	0	0	0	.000	.000	.000	0	0	0	0
Minor League Totals			.237	80	211	26	50	13	0	1	19	39	53	0	0	.364	.313	.677	6	0	5	11

HERRERA, Yordy

LHP

HEIGHT/WEIGHT: 6'3 / 144**BATS/THROWS:** L/L**BORN:** 12/2/2004 at Jarabacoa, Dominican Republic**HOW OBTAINED:** Signed by the Cardinals as an International free-agent on 1/15/2022

YR	CLUB	AGE	W-L	ERA	G	GS	SV	IP	H	R	ER	HR	HB	BB	SO	WHIP	AVG	WP	SO%	BB%	BF
22	DSL Cardinals	17	0-1	4.32	13	1	1	16.2	13	11	8	0	5	21	27	2.04	.210	11	30.7	23.9	88
23	DSL Cardinals	18	2-1	3.68	*17	0	1	29.1	18	15	12	1	2	22	36	1.36	.191	12	30.3	18.5	119
Minor League Totals			2-2	3.91	30	1	2	46.0	31	26	20	1	7	43	63	1.61	.199	23	30.4	20.8	207

* Led Team

+ Led League

**HONEYMAN, Travis****OF****HEIGHT/WEIGHT:** 6'1 / 205**BATS/THROWS:** R/R**BORN:** 10/2/2001 at Massapequa, NY**COLLEGE:** Boston College (2021-23)**HIGH SCHOOL:** Massapequa (N.Y.) HS**SIGNING SCOUT:** Jim Negrych**HOW OBTAINED:** Cardinals 3rd round selection (90th overall) in the 2023 MLB Draft**CAREER NOTES - 2024:** Rated as the No. 16 prospect in the Cardinals organization entering the season by *Baseball America*. **COLLEGE:** Won the 2021 New England Collegiate Baseball League MVP Award and Rookie of the Year award following his freshman season, setting a league record with a .430 average.**MISC:** Older brother, Bobby, was drafted by the Seattle Mariners in the 29th round of the 2018 MLB Draft...father, Rob, played football at Central Connecticut State...uncle, James Dietz, was a pitcher in the Tiger and Phillies farm system

YR	CLUB	AGE	AVG	G	AB	R	H	2B	3B	HR	RBI	BB	SO	SB	CS	OBP	SLG	OPS	HP	SH	SF	E
2024 WILL BE HIS FIRST PROFESSIONAL SEASON																						

**IADISERNIA, Alex****OF****HEIGHT/WEIGHT:** 5'11 / 201**BATS/THROWS:** L/L**BORN:** 10/11/2000 at Staten Island, NY**COLLEGE:** Elon (N.C.) University (2020-22)**HIGH SCHOOL:** Jackson (N.J.) Memorial HS**SIGNING SCOUT:** TC Calhoun**HOW OBTAINED:** Cardinals 7th round selection (217th overall) in the 2022 MLB Draft**CAREER NOTES - 2024:** Participated in early workouts and seminars as part of the team's STEP Camp. **2023:** Ranked among Cardinals minor league leaders in home runs (T4th), triples (T4th), and stolen bases (T5th).**PRONUNCIATION:** eye-uh-de-sir-nee-uh

YR	CLUB	AGE	AVG	G	AB	R	H	2B	3B	HR	RBI	BB	SO	SB	CS	OBP	SLG	OPS	HP	SH	SF	E
22	Palm Beach (A)	21	.275	21	69	7	19	2	1	0	7	6	21	2	1	.351	.333	.684	2	0	0	0
23	Palm Beach (A)	22	.246	52	203	38	50	12	3	*9	31	28	42	8	0	.347	.468	.815	4	1	1	2
	Peoria (A+)	22	.221	59	222	34	49	10	2	9	30	26	62	17	8	.315	.405	.720	5	0	1	1
Minor League Totals			.239	132	494	79	118	24	6	18	68	60	125	27	9	.333	.421	.754	11	1	2	3

**JACOBSON, Tanner****RHP****HEIGHT/WEIGHT:** 6'1 / 208**BATS/THROWS:** R/R**BORN:** 1/24/2000 at Pittsburgh, PA**COLLEGE:** Queens (N.C.) University (2019-22)**HIGH SCHOOL:** Taylor Alderdice HS (Pittsburgh, PA)**SIGNING SCOUT:** TC Calhoun**HOW OBTAINED:** Cardinals 10th round selection (307th overall) in the 2022 MLB Draft**CAREER NOTES - 2023:** Ranked among Cardinals minor league leaders in SO/9 IP (12.41, 2nd) and saves (T6th). **COLLEGE:** First player in the history of Queens University to be drafted.

YR	CLUB	AGE	W-L	ERA	G	GS	SV	IP	H	R	ER	HR	HB	BB	SO	WHIP	AVG	WP	SO%	BB%	BF
22	FCL Cardinals	22	1-0	0.00	2	0	0	2.0	1	0	0	0	0	1	2	1.00	.143	0	25.0	12.5	8
	Palm Beach (A)	22	0-0	6.23	4	0	0	4.1	1	3	3	0	0	7	6	1.85	.067	1	27.3	31.8	22
23	Palm Beach (A)	23	4-2	4.19	*35	0	*5	53.2	46	31	25	4	4	28	74	.138	.224	7	30.8	11.7	240
Minor League Totals			5-2	4.20	41	0	5	60.0	48	34	28	4	4	36	82	1.40	.211	8	30.4	13.3	270

**JAMES, Josh****HEIGHT/WEIGHT:** 6'2 / 231**BATS/THROWS:** R/R**BORN:** 3/8/1993 at Hollywood, FL**COLLEGE:** Western Oklahoma State JC (2013-14), Barry (Fla.) University (2012)**HIGH SCHOOL:** South Broward HS (Hollywood, FL)**HOW OBTAINED:** Signed by the Cardinals as a minor league free-agent on 1/26/2024**CAREER NOTES - 2018:** Named Astros Minor League Pitcher of the Year...selected as an Astros organizational All-Star at RH SP by MiLB.com...became the lowest drafted pitcher in Astros history to make a start for the team. **2017:** Named a Texas League Mid-Season All-Star.**MISC:** Originally selected by the Houston Astros in the 34th round of the 2014 MLB Draft...credited a jump in his velocity during the 2018 season to a sleep apnea diagnosis.

YR	CLUB	AGE	W-L	ERA	G	GS	SV	IP	H	R	ER	HR	HB	BB	SO	WHIP	AVG	WP	SO%	BB%	BF	
14	Greenville (R-HOU)	21	1-3	2.72	13	6	0	39.2	35	13	12	0	3	15	45	1.26	.245	5	27.3	9.1	165	
15	Quad Cities (A-HOU)	22	7-4	2.63	24	*18	1	*116.1	102	43	34	2	16	41	89	1.23	.237	11	18.1	8.3	*492	
16	Lancaster (A+-HOU)	23	9-5	4.81	23	19	1	110.1	120	64	59	11	9	40	*121	1.45	.273	7	24.6	8.1	492	
17	Corpus Christi (AA-HOU)	24	4-8	4.38	21	11	3	76.0	79	48	37	1	7	32	72	1.46	.262	7	21.0	9.3	343	
18	Corpus Christi (AA-HOU)	25	0-0	2.49	6	4	1	21.2	17	6	6	1	0	10	38	1.25	.205	1	40.9	10.8	93	
	Fresno (AAA-HOU)	25	6-4	3.40	17	17	0	92.2	62	39	35	8	4	39	133	*1.09	.187	6	35.2	10.3	378	
	HOUSTON	25	2-0	2.35	6	3	0	23.0	15	6	6	3	2	7	29	0.96	.183	0	31.9	7.7	91	
19	HOUSTON	26	5-1	4.70	49	1	1	61.1	46	34	32	10	4	35	100	1.32	.203	6	37.6	13.2	266	
	Round Rock (AAA-HOU)	26	0-0	10.80	3	0	0	3.1	4	4	4	0	0	2	5	1.80	.286	2	31.3	12.5	16	
20	HOUSTON	27	1-0	7.27	13	2	0	17.1	15	14	14	4	2	17	21	1.85	.234	2	25.3	20.5	83	
21	Fayetteville (A-HOU)	28	0-0	0.00	2	2	0	2.0	2	0	0	0	0	2	1	2.00	.250	1	10.0	20.0	10	
	Sugar Land (AAA-HOU)	28	1-2	3.38	20	0	1	18.2	17	8	7	0	4	8	27	1.34	.233	5	31.8	9.4	85	
	HOUSTON	28	0-0	5.40	5	0	0	5.0	4	3	3	1	0	2	8	1.20	.211	2	38.1	9.5	21	
22	Sugar Land (AAA-HOU)	29	1-0	7.01	28	0	4	25.2	32	21	20	4	0	17	29	1.91	.296	1	23.0	13.5	126	
	Fayetteville (A-HOU)	29	0-0	0.00	2	2	0	2.0	0	0	0	0	0	6	0.00	.000	0	100.0	0.0	6		
23	DID NOT PITCH -- INJURY																					
MAJOR League Totals			8-1	4.64	73	6	1	106.2	80	57	55	18	8	61	158	1.32	.204	10	34.3	13.2	461	
Minor League Totals			29-26	3.79	159	79	11	508.1	470	246	214	27	43	206	566	1.33	.243	46	25.7	9.3	2206	

**JOBERT, Brayden****HEIGHT/WEIGHT:** 6'2 / 215**BATS/THROWS:** L/R**BORN:** 11/14/2000 at Slidell, LA**COLLEGE:** Louisiana State University (2022-23), Delgado (LA) CC (2021), Nicholls State (LA) Univ. (2020)**HIGH SCHOOL:** Northshore HS (Slidell, LA)**SIGNING SCOUT:** Joseph Quezada**HOW OBTAINED:** Cardinals 12th round selection (365th overall) in the 2023 MLB Draft**MISC:** Father, Jacques, played collegiate baseball at Nicholls State and Delgado CC.**1B/OF**

YR	CLUB	AGE	AVG	G	AB	R	H	2B	3B	HR	RBI	BB	SO	SB	CS	OBP	SLG	OPS	HP	SH	SF	E
23	Palm Beach (A)	22	.189	32	90	16	17	2	1	2	12	15	34	6	1	.330	.300	.630	5	0	2	4


JONES IV, Leonard (LJ)
1B/OF

HEIGHT/WEIGHT: 6'0 / 244 **BATS/THROWS:** R/R **BORN:** 6/27/1999 at San Diego, CA
COLLEGE: California State University-Long Beach (2018-20) **SIGNING SCOUT:** Mike Garciaiparra
HIGH SCHOOL: Eastlake HS (Chula Vista, CA), Rancho Bernardo HS (San Diego, CA)
HOW OBTAINED: Cardinals 5th round selection (152nd overall) in the 2020 MLB Draft

CAREER NOTES - 2023: Participated in early workouts and seminars as part of the team's STEP Camp.
2022: Ranked among Cardinals minor league leaders in doubles (2nd) and RBI (8th)...ranked among Midwest League leaders in doubles (1st), extra-base hits (2nd), total bases (177, 5th), hits (7th), RBI (8th), and slugging pct. (10th)...tied the Peoria single-game franchise record with 8 RBI (4-for-4, HR, 3 2B) at Beloit on August 28.
2021: Recorded a 13-game hitting streak (8/15-9/3) and reached base safely in 21 consecutive games from 8/6-9/3.

YR	CLUB	AGE	AVG	G	AB	R	H	2B	3B	HR	RBI	BB	SO	SB	CS	OBP	SLG	OPS	HP	SH	SF	E
20	DID NOT PLAY -- NO MiLB SEASON																					
21	Palm Beach (A)	22	.243	*86	*329	43	80	17	2	7	38	23	73	1	1	.303	.371	.674	6	0	2	2
22	Peoria (A+)	23	*.261	102	*394	48	*103	+33	1	*13	*64	31	90	2	1	.328	*.449	.777	10	1	4	1
23	Springfield (AA)	24	.223	73	256	28	57	11	0	8	42	18	49	0	1	.277	.359	.636	2	0	2	2
Minor League Totals			.245	261	979	119	240	61	3	28	144	72	212	3	3	.306	.399	.705	18	1	8	5

JUNCO, Yoerny
INF

HEIGHT/WEIGHT: 5'9 / 169 **BATS/THROWS:** S/R **BORN:** 11/8/2004 at Matanzas, Cuba
HOW OBTAINED: Signed by the Cardinals as an International free-agent on 9/1/2022

YR	CLUB	AGE	AVG	G	AB	R	H	2B	3B	HR	RBI	BB	SO	SB	CS	OBP	SLG	OPS	HP	SH	SF	E
23	DSL Cardinals	18	.294	5	17	4	5	2	0	0	0	4	9	1	2	.429	.412	.841	0	0	0	1


KING, Joseph
RHP

HEIGHT/WEIGHT: 6'2 / 191 **BATS/THROWS:** R/R **BORN:** 2/23/2001 at Redwood City, CA
COLLEGE: University of California-Berkeley (2020-22)
HIGH SCHOOL: Woodside HS (Redwood City, CA) **SIGNING SCOUT:** Stacey Pettis
HOW OBTAINED: Cardinals 9th round selection (277th overall) in the 2022 MLB Draft

CAREER NOTES - 2024: Rated as having the "Best Changeup" in the Cardinals organization entering the season by *Baseball America*. **2023:** Ranked among Cardinals minor league leaders in strikeout-to-walk ratio (3.68, 8th)... pitched 4.2 innings and earned a save over two appearances in the Midwest League playoffs...participated in early workouts and seminars as part of the team's STEP Camp. **COLLEGE:** Was selected to participate in the 2022 MLB Draft Combine at Petco Park. **PREP:** Lettered all four years in baseball at Woodside High School where he was a two-sport athlete also lettering in football twice.

YR	CLUB	AGE	W-L	ERA	G	GS	SV	IP	H	R	ER	HR	HB	BB	SO	WHIP	AVG	WP	SO%	BB%	BF
23	Palm Beach (A)	22	2-3	5.71	19	4	3	52.0	60	36	33	9	1	14	51	1.42	.288	7	22.6	6.2	226
	Peoria (A+)	22	5-2	3.40	17	1	0	39.2	41	17	15	4	0	8	30	1.24	.273	2	19.0	5.1	158
Minor League Totals			7-5	4.71	36	5	3	91.2	101	53	48	13	1	22	81	1.34	.282	9	21.1	5.7	384

**KOMAR, Brandon****RHP****HEIGHT/WEIGHT:** 5'11 / 211 **BATS/THROWS:** R/R **BORN:** 5/8/1999 at Mukwonago, WI**COLLEGE:** Madison (Wis.) College (2018-19)**HIGH SCHOOL:** Elkhorn (Wis.) Area HS**HOW OBTAINED:** Acquired during the Triple-A Phase of the Rule 5 Draft from the San Diego Padres on 12/7/2022**CAREER NOTES - 2023:** Ranked among Cardinals minor league leaders in innings pitched (5th) and games started (T9th)...Texas League Pitcher of the Week (April 24-30)...tied for the MiLB lead with two complete games...started and won Game 2 of the Texas League Semifinals at Arkansas (6.2 IP, 4 H, 1 ER, 9 SO).**2021:** Midwest League Pitcher of the Week (June 6-12).**MISC:** Originally selected by the San Diego Padres in the 13th round of the 2019 MLB Draft.

YR	CLUB	AGE	W-L	ERA	G	GS	SV	IP	H	R	ER	HR	HB	BB	SO	WHIP	AVG	WP	SO%	BB%	BF	
19	AZL Padres 1	20	1-0	3.93	8	0	1	18.1	19	14	8	1	0	6	22	1.36	.257	2	27.2	7.4	81	
	Fort Wayne (A-SD)	20	0-1	9.00	4	2	0	16.0	17	16	16	3	2	9	17	1.63	.270	2	22.7	12.0	75	
20	DID NOT PITCH -- NO MiLB SEASON																					
21	Fort Wayne (A+-SD)	22	2-2	3.60	12	1	1	30.0	22	16	12	1	1	13	32	1.17	.196	2	24.8	10.1	129	
	San Antonio (AA-SD)	22	2-3	5.01	19	4	0	50.1	49	32	28	6	3	27	53	1.51	.251	4	23.3	11.9	227	
22	Fort Wayne (A+-SD)	23	1-2	3.71	15	2	0	43.2	30	18	18	4	1	14	41	1.01	.197	1	24.4	8.3	168	
	San Antonio (AA-SD)	23	5-4	6.05	16	14	0	74.1	90	54	50	10	1	30	54	1.61	.304	1	16.4	9.1	330	
23	Springfield (AA)	24	4-6	4.62	24	21	0	122.2	119	66	63	15	2	44	86	1.33	.259	1	16.8	8.6	511	
	Memphis (AAA)	24	0-1	17.18	1	1	0	3.2	7	7	7	2	0	2	5	2.45	.368	0	23.8	9.5	21	
Minor League Totals			15-19	5.06	99	45	2	359.0	353	223	202	42	10	145	310	1.39	.258	13	20.1	9.4	1542	

**KRETZSCHMAR, Kade****OF****HEIGHT/WEIGHT:** 6'2 / 205 **BATS/THROWS:** L/R **BORN:** 6/9/2000 at San Diego, CA**COLLEGE:** University of California-Berkeley (2023), Dartmouth (N.H.) College (2019-22)**HIGH SCHOOL:** San Marcos (Calif.) HS **SIGNING SCOUT:** Stacey Pettis**HOW OBTAINED:** Signed by the Cardinals as a non-drafted minor league free-agent on 7/15/2023

YR	CLUB	AGE	AVG	G	AB	R	H	2B	3B	HR	RBI	BB	SO	SB	CS	OBP	SLG	OPS	HP	SH	SF	E
23	Palm Beach (A)	23	.333	26	75	12	25	4	1	1	11	13	16	3	1	.457	.453	.910	4	0	0	0
	Peoria (A+)	23	.200	3	10	2	2	0	1	0	0	0	6	1	0	.200	.400	.600	0	0	0	0
Minor League Totals			.318	29	85	14	27	4	2	1	11	13	22	4	1	.431	.447	.878	4	0	0	0

**KUBLICK, Hunter****RHP****HEIGHT/WEIGHT:** 6'4 / 200 **BATS/THROWS:** R/R **BORN:** 7/1/2003 at Las Vegas, NV**COLLEGE:** Umpqua (Ore.) CC (2022-23)**HIGH SCHOOL:** Arbor View HS (Las Vegas, NV)**SIGNING SCOUT:** Donnie Marbut**HOW OBTAINED:** Cardinals 18th round selection (545th overall) in the 2023 MLB Draft

YR	CLUB	AGE	W-L	ERA	G	GS	SV	IP	H	R	ER	HR	HB	BB	SO	WHIP	AVG	WP	SO%	BB%	BF
23	FCL Cardinals	19	0-0	0.00	1	0	0	0.2	0	0	0	0	0	1	0	1.50	.000	0	0.0	33.3	3

LEBRON, Cristofer**SS****HEIGHT/WEIGHT:** 6'1 / 173 **BATS/THROWS:** R/R **BORN:** 3/20/2007 at Santo Domingo Oeste, Dominican Republic**HOW OBTAINED:** Signed by the Cardinals as an International free-agent on 1/15/2024

YR	CLUB	AGE	AVG	G	AB	R	H	2B	3B	HR	RBI	BB	SO	SB	CS	OBP	SLG	OPS	HP	SH	SF	E
2024 WILL BE HIS FIRST PROFESSIONAL SEASON																						

* Led Team

+ Led League

**LEVENSON, Zach****OF****HEIGHT/WEIGHT:** 6'1 / 210 **BATS/THROWS:** R/R **BORN:** 3/6/2002 at Orlando, FL**COLLEGE:** University of Miami (2023), Seminole State College of Florida (2021-22)**HIGH SCHOOL:** Lake Howell HS (Winter Park, FL)**SIGNING SCOUT:** Josh Lopez**HOW OBTAINED:** Cardinals 5th round selection (158th overall) in the 2023 MLB Draft**CAREER NOTES - 2024:** Rated as the No. 18 prospect in the Cardinals organization entering the season by *Baseball America*. **2023:** Ranked among Cardinals minor league leaders in slugging pct. (5th).**MISC:** Father, Dan, played collegiate baseball at UNC Wilmington and older brother, Matt, played baseball

at Winthrop.

YR	CLUB	AGE	AVG	G	AB	R	H	2B	3B	HR	RBI	BB	SO	SB	CS	OBP	SLG	OPS	HP	SH	SF	E
23	Palm Beach (A)	21	.268	34	123	24	33	6	1	6	22	12	32	2	1	.331	.480	.811	1	0	3	0

**LIN, Chen-Wei****RHP****HEIGHT/WEIGHT:** 6'7 / 205 **BATS/THROWS:** R/R**BORN:** 11/22/2001 at Tainan, Taiwan**COLLEGE:** Chinese Culture University (Taipei, Taiwan)**SIGNING SCOUT:** Matt Slater**HOW OBTAINED:** Signed by the Cardinals as an International free-agent on 7/3/2023**CAREER NOTES - 2024:** Participated in early workouts and seminars as part of the team's STEP Camp. **2023:** Made four starts for the Frederick (MD) Keys in the MLB Draft League...participated as an invited college player with the Taiwanese WBC team in the preparation camp. **2022:** Pitched in nine games for the Kenosha (Wisc.) Kingfish in the Northwoods collegiate summer league.**MISC:** Became the Cardinals first player ever signed out of Taiwan...represented Taiwan at the U-23 Baseball World Cup in 2021 and 2022...is the nephew of Hong-Chih Kuo who pitched for the Dodgers from 2005-2011.**PRONUNCIATION:** zhen-way

YR	CLUB	AGE	W-L	ERA	G	GS	SV	IP	H	R	ER	HR	HB	BB	SO	WHIP	AVG	WP	SO%	BB%	BF
23	FCL Cardinals	21	0-0	1.93	2	2	0	4.2	5	1	1	0	1	1	4	1.29	.278	1	19.0	4.8	21
	Palm Beach (A)	21	0-3	7.71	4	4	0	11.2	13	10	2	0	11	17	2.06	.271	2	28.8	18.6	59	
Minor League Totals			0-3	6.06	6	6	0	16.1	18	11	11	2	1	12	21	1.84	.273	3	26.3	15.0	80

**LLOYD, Matt****INF/OF****HEIGHT/WEIGHT:** 6'1 / 220 **BATS/THROWS:** L/R **BORN:** 3/17/1996 at Toronto, Canada**COLLEGE:** Indiana University (2017-19), Iowa Western CC (2015-16)**HIGH SCHOOL:** Foothills Composite HS (Okotoks, Alberta, Canada)**HOW OBTAINED:** Signed by the Cardinals as a minor league free-agent on 12/20/2023**CAREER NOTES - 2024:** Participated in early workouts and seminars as part of the team's STEP Camp. **2023:** Named the starting 3B for the American Association West Division All-Star Team.**MISC:** Originally selected by the Cincinnati Reds in the 15th round of the 2019 MLB Draft.

YR	CLUB	AGE	AVG	G	AB	R	H	2B	3B	HR	RBI	BB	SO	SB	CS	OBP	SLG	OPS	HP	SH	SF	E
19	Billings (R-CIN)	23	.245	27	98	14	24	5	0	5	12	13	28	0	0	.333	.449	.782	0	0	0	1
	Dayton (A-CIN)	23	.224	23	76	11	17	6	0	3	11	10	21	1	2	.322	.421	.743	1	0	0	2
20 DID NOT PLAY -- NO MILB SEASON																						
21	ACL Reds	25	.333	4	12	3	4	1	0	1	1	1	4	0	0	.385	.667	1.052	0	0	0	0
	Chattanooga (AA-CIN)	25	.235	32	98	13	23	3	0	7	14	12	36	0	1	.333	.480	.813	3	0	1	0
22	Chattanooga (AA-CIN)	26	.187	20	75	10	14	5	0	2	14	10	25	1	0	.291	.333	.624	1	0	0	0
23	Sioux City (Ind.)	27	*.321	88	336	*70	*108	*27	0	14	61	*51	51	17	3	.415	*.527	*.941	6	0	5	16
Independent League Totals			.321	88	336	70	108	27	0	14	61	51	51	17	3	.415	.527	.941	6	0	5	16
Minor League Totals			.228	106	359	51	82	20	0	18	52	46	114	2	3	.324	.435	.759	5	0	1	3

* Led Team

+ Led League

**LOAIZA, Alejandro****C****HEIGHT/WEIGHT:** 5'11 / 222 **BATS/THROWS:** R/R**BORN:** 12/23/2003 at Villa de Cura, Venezuela**HOW OBTAINED:** Signed by the Cardinals as an International free-agent on 1/19/2021**CAREER NOTES - CAREER:** Has thrown out 28.4% (21 CS/74 SB ATT) of attempted base stealers.
2023: Participated in early workouts and seminars as part of the team's STEP Camp.

	YR	CLUB	AGE	AVG	G	AB	R	H	2B	3B	HR	RBI	BB	SO	SB	CS	OBP	SLG	OPS	HP	SH	SF
21	DSL Cardinals Blue	17	.172	12	29	2	5	1	0	0	3	5	17	0	1	.333	.207	.540	2	0	0	1
	DSL Cardinals Red	17	.132	13	38	4	5	1	0	1	2	1	19	0	1	.175	.237	.412	1	0	0	4
22	DSL Cardinals	18	.158	27	76	9	12	2	0	1	7	15	34	1	0	.301	.224	.525	1	0	1	9
23	FCL Cardinals	19	.130	14	23	3	3	0	0	2	2	2	14	0	0	.200	.391	.591	0	0	0	5
Minor League Totals			.151	66	166	18	25	4	0	4	14	23	84	1	2	.268	.247	.515	4	0	1	19

LÓPEZ, Bruno**RHP****HEIGHT/WEIGHT:** 6'5 / 228**BATS/THROWS:** R/R**BORN:** 4/18/2002 at Santiago, Dominican Republic**HOW OBTAINED:** Signed by the Cardinals as an International free-agent on 1/7/2020**CAREER NOTES - 2024:** Was one of seven members of the fifth high school graduating class at the Cardinals Dominican Academy.

YR	CLUB	AGE	W-L	ERA	G	GS	SV	IP	H	R	ER	HR	HB	BB	SO	WHIP	AVG	WP	SO%	BB%	BF	
20	DID NOT PITCH -- NO MiLB SEASON																					
21	DSL Cardinals Red	19	5-1	2.38	16	0	0	22.2	20	10	6	0	4	8	22	1.24	.230	5	22.2	8.1	99	
22	DSL Cardinals	20	4-1	2.59	*19	0	2	24.1	24	15	7	1	2	15	30	1.60	.247	2	25.9	12.9	116	
23	FCL Cardinals	21	0-2	9.00	7	0	1	6.0	7	6	6	0	1	4	7	1.83	.280	1	22.6	12.9	31	
Minor League Totals			9-4	3.23	42	0	3	53.0	51	31	19	1	7	27	59	1.47	.244	8	24.0	11.0	246	

LÓPEZ, Chris**C****HEIGHT/WEIGHT:** 5'11 / 193**BATS/THROWS:** R/R**BORN:** 6/28/2005 at New York City, NY**HOW OBTAINED:** Signed by the Cardinals as an International free-agent on 2/18/2023**CAREER NOTES - CAREER:** Has thrown out 31.0% (9 CS/29 SB ATT) of attempted base stealers. **2024:** Was one of seven members of the fifth high school graduating class at the Cardinals Dominican Academy.

YR	CLUB	AGE	AVG	G	AB	R	H	2B	3B	HR	RBI	BB	SO	SB	CS	OBP	SLG	OPS	HP	SH	SF	E
23	DSL Cardinals	18	.138	21	58	4	8	2	0	0	1	6	37	0	0	.239	.172	.411	2	0	1	3

LÓPEZ, Reiner**RHP****HEIGHT/WEIGHT:** 6'8 / 203**BATS/THROWS:** R/R**BORN:** 4/11/2006 at Caja Seca, Venezuela**HOW OBTAINED:** Signed by the Cardinals as an International free-agent on 1/15/2023

YR	CLUB	AGE	W-L	ERA	G	GS	SV	IP	H	R	ER	HR	HB	BB	SO	WHIP	AVG	WP	SO%	BB%	BF	
2024 WILL BE HIS FIRST PROFESSIONAL SEASON																						

**LOVE, Austin****RHP****HEIGHT/WEIGHT:** 6'3 / 259**BATS/THROWS:** R/R**BORN:** 1/26/1999 at Concord, NC**COLLEGE:** University of North Carolina (2019-21)**HIGH SCHOOL:** West Rowan HS (Mount Ulla, NC)**SIGNING SCOUT:** TC Calhoun**HOW OBTAINED:** Cardinals 3rd round selection (90th overall) in the 2021 MLB Draft**CAREER NOTES - 2023:** Rated as the No. 20 prospect in the Cardinals organization entering the season by *Baseball America*...participated in early workouts and seminars as part of the team's STEP Camp.**2022:** Set the Peoria single-season franchise record for most strikeouts...ranked among Cardinals minor league leaders in strikeouts (1st), games started (T5th), wins (T7th) and innings pitched (8th)...ranked among Midwest League leaders in strikeouts (1st), games started (T1st), innings pitched (1st), ERA (10th), opp. average (10th) and WHIP (10th)...rated as the No. 14 prospect in the Cardinals organization entering the season by *Baseball America*. **COLLEGE:** Struck out 129 batters in 2021, the second-most all-time in Tar Heels history behind LHP Andrew Miller (133 strikeouts, 2006)...named NCAA Division I Freshman All-American in 2019.

YR	CLUB	AGE	W-L	ERA	G	GS	SV	IP	H	R	ER	HR	HB	BB	SO	WHIP	AVG	WP	SO%	BB%	BF
21	FCL Cardinals	22	0-0	1.80	5	5	0	5.0	2	1	1	1	0	0	9	0.40	.118	0	52.9	0.0	17
	Palm Beach (A)	22	0-0	0.00	2	0	0	3.0	1	0	0	0	0	1	4	0.67	.111	0	40.0	10.0	10
22	Peoria (A+)	23	*7-12	5.73	26	+25	0	+125.2	139	80	80	15	7	52	+151	1.52	.277	10	26.8	9.2	564
23	Peoria (A+)	24	0-1	6.23	2	2	0	8.2	9	6	6	0	1	3	10	1.38	.273	0	26.3	7.9	38
Minor League Totals			7-13	5.50	35	32	0	142.1	151	87	87	16	8	56	174	1.45	.270	10	27.7	8.9	629

LUCENA, Yaxson**OF****HEIGHT/WEIGHT:** 6'0 / 180**BATS/THROWS:** L/R**BORN:** 7/23/2007 at Barquisimeto, Venezuela**HOW OBTAINED:** Signed by the Cardinals as an International free-agent on 1/15/2024

YR	CLUB	AGE	AVG	G	AB	R	H	2B	3B	HR	RBI	BB	SO	SB	CS	OBP	SLG	OPS	HP	SH	SF	E
2024 WILL BE HIS FIRST PROFESSIONAL SEASON																						

**LUNN, Connor****RHP****HEIGHT/WEIGHT:** 6'2 / 236**BATS/THROWS:** R/R**BORN:** 7/8/1998 at La Jolla, CA**COLLEGE:** University of Southern California (2017-19)**HIGH SCHOOL:** Cathedral Catholic HS (San Diego, CA)**SIGNING SCOUT:** Mike Garciaparra**HOW OBTAINED:** Cardinals 11th round selection (335th overall) in the 2019 MLB Draft**CAREER NOTES - 2023:** Ranked among all Double-A pitchers in innings pitched (6th)...ranked among Cardinals minor league leaders in games started (T3rd), innings pitched (4th), strikeouts (5th), and strikeout-to-walk ratio (3.58, 9th)...participated in early workouts and seminars as part of the team's STEP**Camp. 2021:** Selected as an organizational All-Star at RH SP by MiLB.com...ranked among Cardinals minor league leaders in games started (1st), strikeouts (2nd), strikeout-to-walk ratio (6.05, 2nd), innings pitched (3rd), wins (T6th), and WHIP (10th)... finished 3rd in ERA, 2nd in WHIP and T3rd in strikeouts among High-A Central pitchers.

YR	CLUB	AGE	W-L	ERA	G	GS	SV	IP	H	R	ER	HR	HB	BB	SO	WHIP	AVG	WP	SO%	BB%	BF
19	State College (SS-A)	20	0-0	1.96	12	0	0	18.1	13	5	4	0	0	6	20	1.04	.191	3	27.0	8.1	74
20	DID NOT PITCH -- NO MiLB SEASON																				
21	Peoria (A+)	22	*6-8	3.96	24	*23	0	*120.1	117	61	53	12	6	20	*121	1.14	.254	2	24.6	4.1	492
22	Springfield (AA)	23	4-7	6.61	21	17	0	81.2	104	65	6-	15	5	24	78	1.57	.313	2	21.1	6.5	369
23	Springfield (AA)	24	7-7	4.71	25	23	1	130.0	150	72	68	17	1	31	*111	1.39	.290	3	20.0	5.6	554
Minor League Totals			17-22	4.75	82	63	1	350.1	384	203	185	44	12	81	330	1.33	.279	10	22.2	5.4	1489

* Led Team

+ Led League

**LYNCH, John (Jack)****LHP****HEIGHT/WEIGHT:** 5'10 / 188 **BATS/THROWS:** L/L **BORN:** 4/17/2001 at Dallas, TX**COLLEGE:** Xavier (OH) University (2020-22)**HIGH SCHOOL:** Jesuit College Preparatory School (Dallas, TX) **SIGNING SCOUT:** Jason Bryans**HOW OBTAINED:** Cardinals 18th round selection (547th overall) in the 2022 MLB Draft**CAREER NOTES - COLLEGE:** 2022 Big East First Team going 9-0 with a 2.80 ERA over 64.1 innings with 77 strikeouts...2020 Collegiate Baseball Freshman All-American.

YR	CLUB	AGE	W-L	ERA	G	GS	SV	IP	H	R	ER	HR	HB	BB	SO	WHIP	AVG	WP	SO%	BB%	BF
23	Palm Beach (A)	22	0-0	13.50	19	0	0	15.1	27	25	23	0	3	25	12	3.39	.386	3	12.2	25.5	98
	FCL Cardinals	22	0-1	3.12	7	0	0	8.2	12	6	3	1	0	3	9	1.73	.324	1	22.0	7.3	41
Minor League Totals			0-1	9.75	26	0	0	24.0	39	31	26	1	3	28	21	2.79	.364	4	15.1	20.1	139

MACK, Bernard**LHP****HEIGHT/WEIGHT:** 6'3 / 168 **BATS/THROWS:** L/L **BORN:** 10/24/2005 at Puerto Plata, Dominican Republic**HOW OBTAINED:** Signed by the Cardinals as an International free-agent on 1/15/2023

YR	CLUB	AGE	W-L	ERA	G	GS	SV	IP	H	R	ER	HR	HB	BB	SO	WHIP	AVG	WP	SO%	BB%	BF
23	DSL Cardinals	17	1-0	4.76	15	0	0	17.0	14	11	9	1	2	11	23	1.47	.219	7	29.9	14.3	77

**MARRERO, Andrew****RHP****HEIGHT/WEIGHT:** 5'10 / 211 **BATS/THROWS:** R/R **BORN:** 5/8/2000 at New Haven, CT**COLLEGE:** University of Connecticut (2020-21)**HIGH SCHOOL:** Wilbur Cross HS (New Haven, CT)**SIGNING SCOUT:** Jim Negrych**HOW OBTAINED:** Cardinals 18th round selection (541st overall) in the 2021 MLB Draft**CAREER NOTES - 2023:** Rated as having the "Best Slider" in the Cardinals organization entering the season by *Baseball America*...ranked among Cardinals minor league leaders in SO/9 IP (12.75, 1st), saves (2nd), and opp. average (6th). **2022:** Selected as an organizational All-Star at RP by MiLB.com...namedCardinals Minor League Pitcher of the Month for August...ranked among Cardinals minor league leaders in ERA (1st), saves (2nd), opp. average (2nd), SO/9 IP (14.0, 3rd) and WHIP (7th)...recorded the 4th-lowest single-season ERA in Palm Beach history. **PREP:** Set a school record at Wilbur Cross with 242 career strikeouts.

YR	CLUB	AGE	W-L	ERA	G	GS	SV	IP	H	R	ER	HR	HB	BB	SO	WHIP	AVG	WP	SO%	BB%	BF
21	Palm Beach (A)	21	0-2	10.13	13	0	0	13.1	16	20	15	1	2	14	22	2.25	.286	4	29.3	18.7	75
22	Palm Beach (A)	22	0-4	1.27	32	0	+11	35.1	17	13	5	1	4	21	55	1.08	.144	7	37.7	14.4	146
23	Peoria (A+)	23	4-8	4.05	*38	0	*11	60.0	45	42	27	9	8	38	85	1.38	.207	13	31.6	14.1	269
Minor League Totals			4-14	3.89	83	0	22	108.2	78	75	47	11	14	73	162	1.39	.199	24	33.1	14.9	490

MARTÍNEZ, Guanchi**RHP****HEIGHT/WEIGHT:** 6'0 / 197 **BATS/THROWS:** R/R **BORN:** 8/17/2006 at Santo Domingo, Dominican Republic**HOW OBTAINED:** Signed by the Cardinals as an International free-agent on 7/4/2023

YR	CLUB	AGE	W-L	ERA	G	GS	SV	IP	H	R	ER	HR	HB	BB	SO	WHIP	AVG	WP	SO%	BB%	BF
23	DSL Cardinals	16	0-1	3.86	8	0	0	11.2	12	5	5	0	0	6	7	1.54	.273	0	13.7	11.8	51

MARTÍNEZ, Miguel**RHP****HEIGHT/WEIGHT:** 6'1 / 147 **BATS/THROWS:** R/R **BORN:** 1/26/2003 at Porlamar, Venezuela**HOW OBTAINED:** Signed by the Cardinals as an International free-agent on 7/2/2019**CAREER NOTES - 2022:** Ranked among Cardinals minor league leaders in SO/9 IP (15.0, 1st).

YR	CLUB	AGE	W-L	ERA	G	GS	SV	IP	H	R	ER	HR	HB	BB	SO	WHIP	AVG	WP	SO%	BB%	BF
20	DID NOT PITCH -- NO MiLB SEASON																				
21	DSL Cardinals Blue	18	2-1	6.00	20	0	2	24.0	23	18	16	0	6	15	28	1.58	.253	11	24.8	13.3	113
22	DSL Cardinals	19	0-2	6.67	17	0	*3	27.0	30	21	20	2	4	16	45	1.70	.275	9	34.6	12.3	130
23	FCL Cardinals	20	0-0	4.82	16	0	*2	18.2	15	10	10	2	2	5	24	1.07	.214	3	31.2	6.5	77
Minor League Totals			2-3	5.94	53	0	7	69.2	68	49	46	4	12	36	97	1.49	.252	23	30.3	11.3	320

* Led Team

+ Led League


MATHEWS, Quinn
LHP
HEIGHT/WEIGHT: 6'4 / 188 **BATS/THROWS:** L/L **BORN:** 10/4/2000 at Mission Viejo, CA

COLLEGE: Stanford University (2020-23)

HIGH SCHOOL: Aliso Niguel HS (Aliso Viejo, CA)

SIGNING SCOUT: Stacey Pettis

HOW OBTAINED: Cardinals 4th round selection (122nd overall) in the 2023 MLB Draft

CAREER NOTES - 2024: Rated as the No. 24 prospect in the Cardinals organization entering the season by *Baseball America*. **COLLEGE:** Named 2023 Pac-12 Pitcher of the Year after going 10-4 with a 3.75 ERA...ranked 2nd in Division I with 158 strikeouts in 2023, second-most in Stanford history...threw a 156-pitch complete game in the 2023 Stanford Super Regional win against Texas on June 11, striking out 16.

MISC: Originally selected by the Tampa Bay Rays in the 19th round of the 2022 MLB Draft, but did not sign...older sister, Remy, played soccer at Rice University.

YR	CLUB	AGE	W-L	ERA	G	GS	SV	IP	H	R	ER	HR	HB	BB	SO	WHIP	AVG	WP	SO%	BB%	BF
2024 WILL BE HIS FIRST PROFESSIONAL SEASON																					


MAUTZ, Brycen
LHP
HEIGHT/WEIGHT: 6'4 / 209 **BATS/THROWS:** L/L **BORN:** 7/17/2001 at San Diego, CA

COLLEGE: University of San Diego (2020-22)

HIGH SCHOOL: Westview HS (San Diego, CA)

SIGNING SCOUT: Chris Rodriguez

HOW OBTAINED: Cardinals 2nd round selection (59th overall) in the 2022 MLB Draft

CAREER NOTES - 2024: Rated as the No. 21 prospect in the Cardinals organization entering the season by *Baseball America*...participated in early workouts and seminars as part of the team's STEP Camp. **2023:** Rated as the No. 14 prospect in the Cardinals organization entering the season by *Baseball America*...ranked among Cardinals minor league leaders in games started (T3rd) and strikeouts (4th)...Cardinals Minor League Pitcher of the Month for July...two-time Florida State League Pitcher of the Week (April 17-23, July 24-30)...participated in early workouts and seminars as part of the team's STEP Camp.

MISC: Drafted by the Cardinals on his 21st birthday...played for former Cardinals Southern California scout (2017-18), Brock Ungricht, now head coach at San Diego...both his parents were Division I athletes at the University of Wisconsin, as his father, Alex, competed in the shot put while his mother, Jaime, played volleyball.

PRONUNCIATION: mauw-tz.

YR	CLUB	AGE	W-L	ERA	G	GS	SV	IP	H	R	ER	HR	HB	BB	SO	WHIP	AVG	WP	SO%	BB%	BF
23	Palm Beach (A)	21	4-9	3.98	23	+23	0	104.0	94	54	46	4	9	45	115	1.34	.237	9	25.2	9.9	456


McKEITHAN, Aaron
C/DH
HEIGHT/WEIGHT: 6'0 / 225 **BATS/THROWS:** R/R **BORN:** 12/13/1999 at Asheville, NC

COLLEGE: Univ. of North Carolina-Charlotte (2021), State College of Florida (2020), Tulane University (2019)

HIGH SCHOOL: T.C. Roberson HS (Asheville, NC)

SIGNING SCOUT: TC Calhoun

HOW OBTAINED: Cardinals 16th round selection (481st overall) in the 2021 MLB Draft

CAREER NOTES - CAREER: Has thrown out 14.3% (12 CS/84 SB ATT) of attempted base stealers.

2024: Participated in early workouts and seminars as part of the team's STEP Camp. **2023:** Participated in early workouts and seminars as part of the team's STEP Camp. **COLLEGE:** Named CUSA All-Conference

MISC: Grandfather, Jerry Sr., spent seven years in the Cardinals organization...brother, Joel, is the Hitting Coach for the Cincinnati Reds and other brother, Tim, is a Major League Assistant on the Pittsburgh Pirates coaching staff.

2021: Second Team in 2021. **PREP:** Led T.C. Roberson to the North Carolina 4A State Championship in 2017...also named the 2017 IMG Classic MVP.

MISC: Grandfather, Jerry Sr., spent seven years in the Cardinals organization...brother, Joel, is the Hitting Coach for the Cincinnati Reds and other brother, Tim, is a Major League Assistant on the Pittsburgh Pirates coaching staff.

YR	CLUB	AGE	AVG	G	AB	R	H	2B	3B	HR	RBI	BB	SO	SB	CS	OBP	SLG	OPS	HP	SH	SF	E
21	Palm Beach (A)	21	.154	22	65	9	10	2	0	0	4	6	17	0	0	.263	.185	.448	4	0	1	0
22	Palm Beach (A)	22	.284	59	194	23	55	10	1	4	23	27	44	1	0	.392	.407	.799	9	0	2	1
	Peoria (A+)	22	.253	25	75	6	19	3	0	1	7	7	16	0	1	.325	.333	.658	1	0	0	1
23	Peoria (A+)	23	.266	63	207	25	55	3	0	5	35	28	33	2	1	.375	.353	.728	13	0	8	0
Minor League Totals			.257	169	541	63	139	18	1	10	69	68	110	3	2	.362	.349	.711	27	0	11	2

**MEJIA, Jonathan****SS****HEIGHT/WEIGHT:** 6'0 / 191 **BATS/THROWS:** S/R**BORN:** 4/12/2005 at La Romana, Dominican Republic**HOW OBTAINED:** Signed by the Cardinals as an International free-agent on 1/15/2022

CAREER NOTES - 2023: Rated as the No. 10 prospect in the Cardinals organization entering the season by *Baseball America*...was one of eight members of the fourth high school graduating class at the Cardinals Dominican Academy. **2022:** Ranked among Cardinals minor league leaders in on-base pct. (3rd) and OPS (8th).

YR	CLUB	AGE	AVG	G	AB	R	H	2B	3B	HR	RBI	BB	SO	SB	CS	OBP	SLG	OPS	HP	SH	SF	E
22	DSL Cardinals	17	.267	45	165	33	*44	*14	3	5	*34	*33	48	3	2	.418	.479	.897	10	0	0	18
23	Palm Beach (A)	18	.107	11	28	3	3	1	0	0	2	4	10	1	0	.242	.143	.385	1	0	0	3
	FCL Cardinals	18	.173	30	104	16	18	0	*3	2	8	*24	37	*7	1	.331	.288	.619	1	0	1	11
Minor League Totals			.219	86	297	52	65	15	6	7	44	61	95	11	3	.372	.380	.752	12	0	1	32

**MENDLINGER, Noah****3B/OF****HEIGHT/WEIGHT:** 5'8 / 186 **BATS/THROWS:** L/R**BORN:** 8/9/2000 at Atlanta, GA**COLLEGE:** Georgia College & State University (2019-21)**HIGH SCHOOL:** Alpharetta (Ga.) HS**SIGNING SCOUT:** Clint Brown**HOW OBTAINED:** Signed by the Cardinals as a non-drafted minor league free-agent on 7/22/2021

CAREER NOTES - 2024: Rated as having the "Best Strike-Zone Discipline" in the Cardinals organization entering the season by *Baseball America*...participated in early workouts and seminars as part of the team's STEP Camp. **2023:** Selected as an organizational All-Star at OF by MiLB.com...played with Team

Israel in the World Baseball Classic, starting all four games...ranked among all qualified Double-A players in on-base pct. (2nd) and batting average (4th)...ranked among Cardinals minor league leaders in on-base pct. (.425, 3rd), batting average (.294, 6th), walks (7th) and OPS (.818, 10th)...Texas League Player of the Week (May 22-28)...participated in early workouts and seminars as part of the team's STEP Camp.

YR	CLUB	AGE	AVG	G	AB	R	H	2B	3B	HR	RBI	BB	SO	SB	CS	OBP	SLG	OPS	HP	SH	SF	E
21	Palm Beach (A)	21	.275	29	80	12	22	5	1	0	5	18	14	0	2	.420	.363	.783	2	0	0	4
22	Peoria (A+)	22	.246	72	224	38	55	9	1	2	18	41	42	8	3	.384	.321	.705	11	5	3	12
23	Peoria (A+)	23	.250	16	40	9	10	1	1	1	6	10	8	2	3	.446	.400	.846	5	1	1	3
	Springfield (AA)	23	*.299	95	321	61	96	16	1	4	49	55	43	5	5+422	.393	.815	*16	5	4	4	
Minor League Totals			.275	212	665	120	183	31	4	7	78	124	107	15	13	.410	.365	.775	34	11	8	23


**MENDOZA, Ramon****2B****HEIGHT/WEIGHT:** 5'11 / 204 **BATS/THROWS:** R/R**BORN:** 8/31/2000 at Tijuana, Mexico**HOW OBTAINED:** Signed by the Cardinals as an International free-agent on 5/26/18

CAREER NOTES - 2023: Midwest League Player of the Week (Aug. 28-Sept. 3). **2018:** Ranked among Cardinals minor leaguers in triples (T8th)...reached base safely in 26 straight games (6/21-7/31) with a .496 OBP.

YR	CLUB	AGE	AVG	G	AB	R	H	2B	3B	HR	RBI	BB	SO	SB	CS	OBP	SLG	OPS	HP	SH	SF	E
18	DSL Cardinals Blue	17	.311	41	151	29	47	9	5	3	33	22	29	0	1	.419	.497	.916	6	0	0	5
19	GCL Cardinals	18	.284	33	102	19	29	9	0	1	9	14	27	0	4	.388	.402	.790	4	2	1	5
20	DID NOT PLAY -- NO MiLB SEASON																					
21	FCL Cardinals	20	.271	24	70	15	19	5	1	0	6	11	16	1	1	.381	.371	.752	2	0	1	4
	Palm Beach (A)	20	.077	12	26	2	2	1	0	0	1	4	6	0	0	.226	.115	.341	1	0	0	2
22	Palm Beach (A)	21	.139	22	72	12	10	2	1	1	5	15	17	2	1	.311	.236	.547	3	1	0	2
	Peoria (A+)	21	.229	55	175	22	40	7	2	1	17	22	59	3	1	.320	.309	.629	2	8	1	5
23	Peoria (A+)	22	.275	72	233	33	64	14	1	6	35	30	56	2	3	.360	.421	.781	4	5	5	3
Minor League Totals			.255	259	829	132	211	47	10	12	106	118	210	8	11	.359	.379	.738	22	16	8	26

* Led Team

+ Led League

**MENES, Ruben****RHP****HEIGHT/WEIGHT:** 6'1 / 209**BATS/THROWS:** R/R**BORN:** 4/17/2002 at Matanzas, Cuba**HOW OBTAINED:** Signed by the Cardinals as an International free-agent on 1/15/2023

YR	CLUB	AGE	W-L	ERA	G	GS	SV	IP	H	R	ER	HR	HB	BB	SO	WHIP	AVG	WP	SO%	BB%	BF
23	FCL Cardinals	21	2-1	4.50	5	3	0	12.0	10	10	6	1	1	10	11	1.67	.217	2	19.3	17.5	57

**MILLS, Zane****RHP****HEIGHT/WEIGHT:** 6'4 / 233**BATS/THROWS:** R/R**BORN:** 7/4/2000 at Portland, OR**COLLEGE:** Washington State University (2019-21)**HIGH SCHOOL:** Lincoln HS (Portland, OR)**SIGNING SCOUT:** Chris Rodriguez**HOW OBTAINED:** Cardinals 4th round selection (120th overall) in the 2021 MLB Draft

CAREER NOTES - 2023: Rated as the No. 27 prospect in the Cardinals organization entering the season by *Baseball America*...started Game 3 of the MWL Semifinals at Cedar Rapids (1.1 IP, 4 ER)...participated in early workouts and seminars as part of the team's STEP Camp. **2022:** Ranked among Cardinals minor league leaders in games started (T2nd) and innings pitched (3rd)...rated as the No. 26 prospect in the Cardinals organization entering the season by *Baseball America*. **COLLEGE:** Matched the Washington State modern-day record in 2021 with 13 strikeouts in a win at Dixie State...named Pac-12 Breakout Pitcher as a sophomore in 2020. **PREP:** Also played football, earning First Team All-Portland Interscholastic League honors as a tight end...named First Team All-State and PIL Pitcher of the Year as a senior.

MISC: Father, Mark, played baseball at Pacific (OR) University.

YR	CLUB	AGE	W-L	ERA	G	GS	SV	IP	H	R	ER	HR	HB	BB	SO	WHIP	AVG	WP	SO%	BB%	BF
21	FCL Cardinals	20	0-0	1.17	7	0	0	7.2	4	1	1	0	2	0	9	0.52	.154	0	32.1	0.0	28
22	Palm Beach (A)	21	1-2	3.48	7	7	0	41.1	44	17	16	3	2	7	35	1.23	.272	2	20.3	4.1	172
	Peoria (A+)	21	4-6	4.03	19	19	0	102.2	112	57	46	10	4	28	69	1.36	.277	2	15.6	6.3	442
23	Peoria (A+)	22	7-6	5.63	23	18	0	92.2	110	66	58	13	5	25	65	1.46	.293	2	15.7	6.0	414
	Minor League Totals		12-14	4.46	56	44	0	244.1	270	141	121	26	13	60	178	1.35	.279	6	16.9	5.7	1056

**MOORE, Brody****2B/SS****HEIGHT/WEIGHT:** 6'1 / 183**BATS/THROWS:** R/R**BORN:** 7/20/2000 at Birmingham, AL**COLLEGE:** Auburn University (2019-22)**HIGH SCHOOL:** Oneonta (Ala.) HS**SIGNING SCOUT:** Keanan Lamb**HOW OBTAINED:** Cardinals 17th round selection (517th overall) in the 2022 MLB Draft**CAREER NOTES - 2024:** Participated in early workouts and seminars as part of the team's STEP Camp.**COLLEGE:** Named 2022 Auburn Regional Most Valuable Player...played six different positions his sophomore year (1B, 2B, 3B, SS, LF, RF) and did not commit an error in 50 chances. **PREP:** 2018 ASWA 4A Pitcher of the Year and First Team All-State at Oneonta HS where he played for his father, Brandon Moore...two-sport athlete, scoring 1,000 points as a member of the basketball team.**MISC:** Father was a member of the 1994 Auburn College World Series team and drafted by the Chicago White Sox in the 17th round of the 1994 MLB Draft, playing 754 games over seven seasons, reaching as high as Triple-A Charlotte, then served 14 years as a minor league hitting instructor.

YR	CLUB	AGE	AVG	G	AB	R	H	2B	3B	HR	RBI	BB	SO	SB	CS	OBP	SLG	OPS	HP	SH	SF	E
22	Palm Beach (A)	21	.252	32	111	12	28	4	0	0	13	14	28	3	0	.326	.288	.614	0	0	4	4
23	Palm Beach (A)	22	.211	15	57	6	12	0	1	0	5	9	23	2	0	.318	.246	.564	0	0	0	4
	Peoria (A+)	22	.212	39	137	6	29	8	1	1	10	14	36	9	4	.292	.307	.599	2	0	1	8
	Memphis (AAA)	22	.000	1	3	0	0	0	0	0	0	0	1	0	0	.000	.000	.000	0	0	0	0
	Minor League Totals		.224	90	317	27	71	13	2	1	29	41	89	15	5	.312	.287	.599	2	0	5	16



2B/OF



MOQUETE, Darlin

HEIGHT/WEIGHT: 5'9 / 188 **BATS/THROWS:** R/R

BORN: 9/19/1999 at Bani, Dominican Republic

HOW OBTAINED: Signed by the Cardinals as an International free-agent on 5/21/2018

CAREER NOTES - 2022: Was one of seven members of the third high school graduating class at the Cardinals Dominican Academy. **2019:** Ranked among Cardinals minor league leaders in batting average (1st) and stolen bases (3rd)...ran off a 17-game hitting streak (.478, 25-65), 5th-longest in the DSL...hit 2 HR in the final game of the season at DSL Rockies on Aug. 23.

YR	CLUB	AGE	AVG	G	AB	R	H	2B	3B	HR	RBI	BB	SO	SB	CS	OBP	SLG	OPS	HP	SH	SF	E
18	DSL Cardinals Blue	18	.275	56	204	*53	56	8	3	1	19	19	38	*21	5	.344	.358	.702	3	2	1	7
19	DSL Cardinals Blue	19	.390	43	154	*43	*60	5	4	5	33	17	16	*23	4	.459	.571*	1.030	6	0	4	1
20	DID NOT PLAY -- NO MiLB SEASON																					
21	FCL Cardinals	21	.329	24	73	12	24	4	0	0	10	9	20	1	1	.417	.384	.801	2	0	0	0
22	Palm Beach (A)	22	.223	65	220	31	49	7	0	*8	28	18	56	5	5	.286	.364	.650	3	0	4	5
23	Palm Beach (A)	23	.247	24	81	11	20	3	1	2	8	11	12	3	2	.340	.383	.723	1	0	1	5
	Peoria (A+)	23	.205	61	195	34	40	6	1	8	20	17	47	5	2	.280	.369	.649	4	5	2	2
Minor League Totals			.269	273	927	184	249	33	9	24	118	91	189	58	19	.342	.401	.743	19	7	12	20



MORALES, Jonathan

HEIGHT/WEIGHT: 5'10 / 234 **BATS/THROWS:** R/R

BORN: 1/29/1995 at Arroyo, Puerto Rico

COLLEGE: Miami Dade (Fla.) College (2014-15)

HIGH SCHOOL: Escuela Natividad Rodriguez Gonzalez (Arroyo, PR)

HOW OBTAINED: Signed by the Cardinals as a minor league free-agent on 1/19/2024

CAREER NOTES - CAREER: Has thrown out 39.2% (147 CS/375 SB ATT) of attempted base stealers.

2023: Hit for the cycle as part of a 5-for-5, 7 RBI game vs. El Paso on July 2...PCL Player of the Week (June 26-July 2). **2016:** Selected as a Braves organizational All-Star at C by MiLB.com...South Atlantic

League Mid-Season All-Star. **2015:** Named GCL Braves Player of the Year...selected as a Braves organizational All-Star at C by MiLB.com...GCL Post-Season All-Star.

MISC: Originally selected by the Atlanta Braves in the 25th round of the 2015 MLB Draft.

YR	CLUB	AGE	AVG	G	AB	R	H	2B	3B	HR	RBI	BB	SO	SB	CS	OBP	SLG	OPS	HP	SH	SF	E
15	GCL Braves	20	.304	46	135	24	41	7	0	7	22	14	14	2	2	.377	.511	.888	2	1	0	1
16	Rome (A-ATL)	21	.269	113	424	49	114	25	0	4	55	25	55	3	4	.313	.356	.669	5	2	6	5
17	Florida (A+-ATL)	22	.253	53	194	25	49	4	0	2	17	12	32	1	1	.300	.304	.604	1	2	0	5
	Mississippi (AA-ATL)	22	.169	39	130	8	22	4	0	1	12	7	20	0	0	.221	.223	.444	2	3	1	3
18	Mississippi (AA-ATL)	23	.268	46	142	12	38	7	1	1	21	9	21	0	2	.325	.352	.677	4	2	2	2
	Gwinnett (AAA-ATL)	23	.261	16	46	4	12	0	0	0	9	3	8	0	0	.314	.261	.575	1	0	1	0
	GCL Braves	23	.259	8	27	2	7	1	0	1	3	2	2	0	0	.355	.407	.762	2	0	0	1
19	Mississippi (AA-ATL)	24	.201	46	154	10	31	8	0	0	13	17	24	0	0	.278	.253	.531	1	2	4	0
	Gwinnett (AAA-ATL)	24	.289	34	121	17	35	5	0	2	12	10	25	0	0	.341	.380	.721	0	0	1	1
20	DID NOT PLAY -- NO MiLB SEASON																					
21	Gwinnett (AAA-ATL)	26	.145	49	152	9	22	5	0	2	12	3	29	0	0	.160	.217	.377	0	1	1	1
22	Albuquerque (AAA-COL)	27	.308	86	308	34	95	11	0	9	46	37	57	0	0	.385	.432	.817	4	0	4	7
23	Albuquerque (AAA-COL)	28	.258	93	357	44	92	17	1	14	61	33	55	1	0	.317	.429	.746	1	0	6	3
	ACL Rockies	28	.000	3	8	0	0	0	0	0	1	0	3	0	0	.000	.000	.000	0	0	1	0
Minor League Totals			.254	632	2198	238	558	94	2	43	284	172	345	7	9	.311	.357	.668	23	13	27	29

MORAN, Jefferson

RHP

HEIGHT/WEIGHT: 6'1 / 180

BATS/THROWS: R/R

BORN: 6/4/2004 at Santiago, Dominican Republic

HOW OBTAINED: Signed by the Cardinals as an International free-agent on 5/20/2023

YR	CLUB	AGE	W-L	ERA	G	GS	SV	IP	H	R	ER	HR	HB	BB	SO	WHIP	AVG	WP	SO%	BB%	BF
23	DSL Cardinals	19	0-4	4.33	9	6	0	27.0	25	16	13	2	5	12	28	1.37	.263	3	24.8	10.6	113

* Led Team

+ Led League

MINOR LEAGUE PLAYERS

**NUÑEZ, Edwin****RHP****HEIGHT/WEIGHT:** 6'2 / 222 **BATS/THROWS:** R/R**BORN:** 11/5/2001 at Nagua, Dominican Republic**HOW OBTAINED:** Signed by the Cardinals as an International free-agent on 6/26/2020**CAREER NOTES - 2024:** Rated as the No. 22 prospect in the Cardinals organization entering the season by *Baseball America*...participated in early workouts and seminars as part of the team's STEP Camp.**2023:** Ranked among Cardinals minor league leaders in saves (3rd), ERA (3.39, 9th), and appearances (T10th)...played for Scottsdale in the Arizona Fall League. **2022:** Rated as the No. 18 prospect and havingthe "Best Fastball" in the Cardinals organization entering the season by *Baseball America*. **2021:** Rated as the No. 12 prospect in the Cardinals organization entering the season by *Baseball America*.

YR	CLUB	AGE	W-L	ERA	G	GS	SV	IP	H	R	ER	HR	HB	BB	SO	WHIP	AVG	WP	SO%	BB%	BF
21	Palm Beach (A)	19	3-3	10.90	32	2	0	53.2	64	72	65	7	17	56	59	2.24	.303	35	20.5	19.4	288
22	Palm Beach (A)	20	1-1	12.15	5	0	0	6.2	8	9	9	1	1	11	7	2.85	.308	5	18.4	28.9	38
	FCL Cardinals	20	0-1	4.05	+22	0	2	26.2	20	16	12	1	5	15	23	1.31	.204	8	19.3	12.6	119
23	Palm Beach (A)	21	3-3	3.62	19	0	*5	27.1	23	17	11	1	1	14	35	1.35	.219	3	29.2	11.7	120
	Peoria (A+)	21	3-1	3.22	22	0	5	36.1	33	18	13	4	1	16	30	1.35	.236	2	19.0	10.1	158
Minor League Totals			10-9	6.57	100	2	12	150.2	148	132	110	14	25	112	154	1.73	.255	53	21.3	15.5	723

**ODLE, Jacob****RHP****HEIGHT/WEIGHT:** 6'5 / 210 **BATS/THROWS:** R/R **BORN:** 11/30/2003 at San Diego, CA**COLLEGE:** Orange Coast (Calif.) College (2023), University of California-Irvine (2022)**HIGH SCHOOL:** St. Augustine HS (San Diego, CA)**SIGNING SCOUT:** Chris Rodriguez**HOW OBTAINED:** Cardinals 14th round selection (425th overall) in the 2023 MLB Draft

YR	CLUB	AGE	W-L	ERA	G	GS	SV	IP	H	R	ER	HR	HB	BB	SO	WHIP	AVG	WP	SO%	BB%	BF
23	FCL Cardinals	19	0-0	9.00	2	0	0	2.0	3	2	2	0	1	3	2	3.00	.375	2	16.7	25.0	12

OLIVER, Ronny**RHP****HEIGHT/WEIGHT:** 6'3 / 175 **BATS/THROWS:** R/R **BORN:** 1/1/2004 at Higüey, Dominican Republic**HOW OBTAINED:** Signed by the Cardinals as an International free-agent on 6/12/2021

YR	CLUB	AGE	W-L	ERA	G	GS	SV	IP	H	R	ER	HR	HB	BB	SO	WHIP	AVG	WP	SO%	BB%	BF
21	DSL Cardinals Blue	17	1-3	6.40	13	9	0	32.1	33	25	23	2	6	27	36	1.86	.268	6	22.9	17.2	157
22	DSL Cardinals	18	3-1	6.27	11	7	0	33.0	35	24	23	4	5	18	30	1.61	.282	4	20.3	12.2	148
23	DSL Cardinals	19	1-2	4.15	11	6	0	30.1	30	26	14	1	8	20	34	1.65	.256	4	22.8	13.4	149
Minor League Totals			5-6	5.64	35	22	0	95.2	98	75	60	7	19	65	100	1.70	.269	14	22.0	14.3	454

**ORTEGA, Wilmer****RHP****HEIGHT/WEIGHT:** 6'2 / 193 **BATS/THROWS:** R/R**BORN:** 4/4/2001 at San Felipe, Venezuela**HOW OBTAINED:** Signed by the Cardinals as an International free-agent on 04/18/2019**CAREER NOTES - 2022:** Ranked among Cardinals minor league leaders in strikeout-to-walk ratio (4.22, 5th).

YR	CLUB	AGE	W-L	ERA	G	GS	SV	IP	H	R	ER	HR	HB	BB	SO	WHIP	AVG	WP	SO%	BB%	BF
19	DSL Cardinals Blue	18	*5-0	2.77	12	*12	0	55.1	49	23	17	1	9	17	39	1.19	.239	9	16.7	7.3	233
20	DID NOT PITCH -- NO MILB SEASON																				
21	DSL Cardinals Blue	20	0-3	4.85	11	11	0	39.0	35	27	21	2	6	26	39	1.56	.238	12	21.7	14.4	180
22	FCL Cardinals	21	0-2	3.18	14	7	1	34.0	31	13	12	3	5	9	38	*1.18	.246	4	26.8	6.3	142
23	FCL Cardinals	22	0-1	1.64	5	1	0	11.0	14	6	2	1	2	1	9	1.36	.304	2	18.4	2.0	49
	Palm Beach (A)	22	1-1	6.35	12	0	0	17.0	15	16	12	2	2	13	15	1.65	.250	1	19.2	16.7	78
Minor League Totals			6-7	3.68	54	31	1	156.1	144	85	64	9	24	66	140	1.34	.247	28	20.5	9.7	682

* Led Team + Led League



PADILLA, Yairo

SS

HEIGHT/WEIGHT: 6'1 / 176 **BATS/THROWS:** S/R **BORN:** 6/28/2007 at Puerto Plata, Dominican Republic
HOW OBTAINED: Signed by the Cardinals as an International free-agent on 1/15/2024

YR	CLUB	AGE	AVG	G	AB	R	H	2B	3B	HR	RBI	BB	SO	SB	CS	OBP	SLG	OPS	HP	SH	SF	E
2024 WILL BE HIS FIRST PROFESSIONAL SEASON																						



PAIGE, Trey

3B

HEIGHT/WEIGHT: 6'0 / 225 **BATS/THROWS:** L/R **BORN:** 11/9/2000 at Reading, PA
COLLEGE: Delaware State University (2020-23)
HIGH SCHOOL: Exeter Township HS (Reiffton, PA) **SIGNING SCOUT:** Jim Negrych
HOW OBTAINED: Cardinals 17th round selection (515th overall) in the 2023 MLB Draft
CAREER NOTES - COLLEGE: Named 2022 MEAC Player of the Year after hitting .407 with 13 HR and 49 RBI in 48 games.

YR	CLUB	AGE	AVG	G	AB	R	H	2B	3B	HR	RBI	BB	SO	SB	CS	OBP	SLG	OPS	HP	SH	SF	E
23	Palm Beach (A)	22	.104	21	48	5	5	0	0	0	8	8	15	0	0	.246	.104	.350	2	0	3	1



PANIAGUA, Inohan

RHP

HEIGHT/WEIGHT: 6'1 / 170 **BATS/THROWS:** R/R
BORN: 2/6/2000 at Bonao, Dominican Republic
HOW OBTAINED: Signed by the Cardinals as an International free-agent on 12/22/2017
CAREER NOTES - 2024: Participated in early workouts and seminars as part of the team's STEP Camp. **2023:** Rated as the No. 16 prospect in the Cardinals organization entering the season by *Baseball America*...ranked among Cardinals minor league leaders in opp. average (.209, 8th)...played for Scottsdale in the Arizona Fall League...participated in early workouts and seminars as part of the team's STEP

Camp...was one of eight members of the fourth high school graduating class at the Cardinals Dominican Academy. **2022:** Selected as an organizational All-Star at RH SP by MiLB.com...named Cardinals Minor League Pitcher of the Month for June and July...Florida State League Pitcher of the Week (July 4-10)...ranked among Cardinals minor league leaders in strikeouts (3rd), innings pitched (5th), WHIP (1.05, 5th), games started (T5th), wins (6th) and ERA (2.81, 7th)...ranked among Florida State League leaders in innings pitched (2nd) and strikeouts (5th)...struck out a career-high 14 batters over 7.0 innings, allowing two hits at Tampa on June 10. **2018:** Allowed five runs over 3.2 innings, striking out five in his lone DSL playoffs start.

PRONUNCIATION: ee-NO-hahn pan-ee-AW-gwah

YR	CLUB	AGE	W-L	ERA	G	GS	SV	IP	H	R	ER	HR	HB	BB	SO	WHIP	AVG	WP	SO%	BB%	BF	
18	DSL Cardinals Blue	18	3-3	3.77	*14	14	0	57.1	53	29	24	3	7	16	51	1.20	.245	3	20.8	6.5	245	
19	GCL Cardinals	19	2-5	5.98	*11	9	0	49.2	59	40	33	3	6	16	47	1.51	.295	8	21.0	7.1	224	
	State College (SS-A)	19	0-0	10.13	2	2	0	5.1	7	6	6	0	0	6	1	2.44	.389	1	3.8	23.1	26	
20	DID NOT PITCH -- NO MiLB SEASON																					
21	Palm Beach (A)	21	4-1	3.88	16	5	*2	46.1	37	24	20	3	7	19	62	1.21	.219	7	31.5	9.6	197	
22	Palm Beach (A)	22	6-4	2.18	17	17	0	99.0	72	33	24	4	14	23	107	0.96	.202	4	26.9	5.8	398	
	Peoria (A+)	22	2-2	4.42	8	8	0	38.2	34	21	19	8	2	16	38	1.29	.236	1	23.0	9.7	165	
23	FCL Cardinals	23	0-0	0.00	3	3	0	3.2	3	0	0	0	0	2	6	1.36	.231	0	40.0	13.3	15	
	Peoria (A+)	23	0-3	4.47	11	11	0	44.1	33	23	22	3	7	27	41	1.35	.208	6	20.8	13.7	197	
Minor League Totals		17-18	3.87	82	69	2	344.1	298	176	148	24	43	125	353	1.23	.234	30	24.1	8.5	1467		

PAULINO, Brailyn

RHP

HEIGHT/WEIGHT: 6'1 / 203 **BATS/THROWS:** R/R **BORN:** 4/26/2006 at Santiago, Dominican Republic
HOW OBTAINED: Signed by the Cardinals as an International free-agent on 2/10/2023

YR	CLUB	AGE	W-L	ERA	G	GS	SV	IP	H	R	ER	HR	HB	BB	SO	WHIP	AVG	WP	SO%	BB%	BF
23	DSL Cardinals	17	*3-3	8.48	16	6	0	28.2	36	29	27	4	9	20	28	1.95	.308	9	19.0	13.6	147

**PENA, Yordalin****OF****HEIGHT/WEIGHT:** 6'3 / 193**BATS/THROWS:** R/R**BORN:** 9/17/2004 at Santo Domingo, Dominican Republic**HOW OBTAINED:** Signed by the Cardinals as an International free-agent on 1/15/2022**CAREER NOTES - 2023:** Ranked among Cardinals minor league leaders in triples (T9th). **2022:** Ranked among the Cardinals minor league leaders in triple (T5th).

YR	CLUB	AGE	AVG	G	AB	R	H	2B	3B	HR	RBI	BB	SO	SB	CS	OBP	SLG	OPS	HP	SH	SF	E
22	DSL Cardinals	17	.257	*46	*167	25	43	8	*4	3	25	10	39	8	0	.315	.407	.722	5	0	2	2
23	DSL Cardinals	18	*.263	42	156	*24	*41	9	*4	2	16	15	34	*7	1	.341	*.410	*.751	4	0	1	5
Minor League Totals			.260	88	323	49	84	17	8	5	41	25	73	15	1	.328	.409	.737	9	0	3	7

**PEREIRA, Wilfredo****RHP****HEIGHT/WEIGHT:** 5'11 / 252**BATS/THROWS:** R/R**BORN:** 4/26/1999 at Puerto Armuelles, Panama**HOW OBTAINED:** Signed by the Cardinals as an International free-agent on 3/19/2016

CAREER NOTES - 2023: Ranked among all Double-A pitchers in innings pitched (T3rd) and wins (T5th)... ranked among Cardinals minor league leaders in innings pitched (2nd), games started (2nd), wins (3rd), and strikeouts (8th)...participated in early workouts and seminars as part of the team's STEP Camp. **2022:** Ranked among Cardinals minor league leaders in strikeouts (6th), strikeout-to-walk ratio (4.16, 6th), WHIP (8th) and wins (T10th)...ranked among Midwest League leaders in WHIP (2nd), opp. average (T3rd), strikeouts (T4th), innings pitched (5th) and ERA (9th)...struck out a career-high 13 batter vs. Quad Cities on August 21. **2021:** Cardinals Minor League Pitcher of the Month for July...ranked among Cardinals minor league leaders in strikeouts (5th) and innings pitched (7th). **2019:** Ranked among Cardinals minor league leaders in WHIP (1.07, 8th).

YR	CLUB	AGE	W-L	ERA	G	GS	SV	IP	H	R	ER	HR	HB	BB	SO	WHIP	AVG	WP	SO%	BB%	BF	
16	DSL Cardinals	17	2-1	2.27	18	0	0	35.2	40	13	9	0	2	7	27	1.32	.288	1	18.0	4.7	150	
17	DSL Cardinals	18	1-7	3.16	12	10	0	51.1	51	21	18	1	2	20	38	1.38	.268	1	17.6	9.3	216	
18	DSL Cardinals Red GCL Cardinals	19	0-0 3-4	1.64 5.53	2 11	2 7	0 0	11.0 42.1	10 53	5 33	2 26	4 4	1 1	1 17	27	1.00	.244	0	25.0	2.3	44	
19	Johnson City (R) Peoria (A)	20	2-1 1-0	2.42 2.45	11 7	1 0	2 0	26.0 25.2	21 21	9 7	7 7	5 0	1 0	7 6	21	1.08	.216	1	20.0	6.7	105	
20	DID NOT PITCH -- NO MiLB SEASON																					
21	Peoria (A+)	22	3-8	+3.33	29	13	1	97.1	76	44	36	9	2	40	115	1.19	.211	6	28.2	9.8	408	
22	Peoria (A+)	23	6-8	5.02	27	18	0	118.1	100	70	66	17	7	31	129	1.11	.227	6	26.5	6.4	486	
23	Springfield (AA)	24	*10-8	4.97	26	*24	0	+137.2	138	84	76	18	10	53	104	1.39	.263	9	17.6	9.0	*591	
Minor League Totals			28-37	4.08	143	75	3	545.1	510	286	247	54	26	182	500	1.27	.247	33	21.8	7.9	2296	

PEREZ, Kener**RHP****HEIGHT/WEIGHT:** 6'3 / 202**BATS/THROWS:** R/R**BORN:** 10/03/2004 at Toluviejo, Colombia**HOW OBTAINED:** Signed by the Cardinals as an International free-agent on 2/18/2023

YR	CLUB	AGE	W-L	ERA	G	GS	SV	IP	H	R	ER	HR	HB	BB	SO	WHIP	AVG	WP	SO%	BB%	BF
23	DSL Cardinals	18	0-1	4.91	13	0	1	14.2	14	11	8	0	2	11	18	1.70	.241	3	25.4	15.5	71

**PINO, Luis****OF****HEIGHT/WEIGHT:** 5'11 / 194**BATS/THROWS:** R/R**BORN:** 2/7/2004 at Matanzas, Cuba**HOW OBTAINED:** Signed by the Cardinals as an International free-agent on 1/15/2022**CAREER NOTES - 2022:** Ranked among the Cardinals minor league leaders in triple (T5th).

YR	CLUB	AGE	AVG	G	AB	R	H	2B	3B	HR	RBI	BB	SO	SB	CS	OBP	SLG	OPS	HP	SH	SF	E
21	DSL Cardinals Blue	17	.247	42	146	18	36	7	0	*6	19	17	52	1	2	.362	*.418	*.780	10	0	1	1
22	FCL Cardinals	18	.216	31	97	17	21	5	0	3	17	12	35	4	2	.321	.361	.682	3	0	0	1
23	FCL Cardinals	19	.205	27	78	14	16	5	0	2	14	14	31	5	0	.370	.346	.716	7	0	1	1
Minor League Totals			.227	100	321	49	73	17	0	11	50	43	118	10	4	.352	.383	.735	20	0	2	3

* Led Team + Led League



POPE, Bryan

RHP

HEIGHT/WEIGHT: 6'1 / 216 **BATS/THROWS:** R/R **BORN:** 1/27/1999 at Mission Viejo, CA

COLLEGE: California Baptist University (2018-21)

HIGH SCHOOL: San Juan Hills HS (San Juan Capistrano, CA) **SIGNING SCOUT:** Chris Rodriguez

HOW OBTAINED: Signed by the Cardinals as a non-drafted minor league free-agent on 7/22/2021

CAREER NOTES - 2023: Selected as an organizational All-Star at RP by MiLB.com...ranked among Cardinals minor league leaders in ERA (3.08, 7th). **COLLEGE:** Named All-WAC Second Team in 2021 after he tied for second in the conference with 8 wins and ranked fifth with 75 strikeouts.

YR	CLUB	AGE	W-L	ERA	G	GS	SV	IP	H	R	ER	HR	HB	BB	SO	WHIP	AVG	WP	SO%	BB%	BF
21	FCL Cardinals	22	0-0	1.04	7	0	0	8.2	11	4	1	1	0	1	9	1.38	.306	0	23.7	2.6	38
22	Palm Beach (A)	23	3-4	3.96	26	7	4	61.1	76	34	27	6	6	15	51	1.48	.303	2	18.7	5.5	273
23	Peoria (A+)	24	2-1	*1.95	15	0	0	32.1	25	10	7	2	1	10	38	*1.08	.212	1	29.5	7.8	129
	Springfield (AA)	24	2-2	4.22	24	0	0	32.0	42	23	15	4	3	14	32	1.75	.318	0	20.6	9.0	155
Minor League Totals			7-7	3.35	72	7	4	134.1	154	71	50	13	10	40	130	1.44	.287	3	21.8	6.7	595



RALSTON, Jack

RHP

HEIGHT/WEIGHT: 6'6 / 240 **BATS/THROWS:** R/R **BORN:** 8/13/1997 at Panorama City, CA

COLLEGE: University of California-Los Angeles (2016-19)

HIGH SCHOOL: William S. Hart HS (Santa Clarita, CA)

SIGNING SCOUT: Mike Garciaparra

HOW OBTAINED: Cardinals 7th round selection (215th overall) in the 2019 MLB Draft

CAREER NOTES - 2023: Ranked among Cardinals minor league leaders in opp. average (.180, 1st) and SO/9 IP (11.89, 3rd). **2022:** Ranked among Cardinals minor league leaders in opp. average (.122, 1st) and SO/9 IP (12.7, 7th). **2021:** Ranked among Cardinals minor league leaders in opp. average (3rd), SO/9

IP (13.6, 3rd) and strikeouts (10th). **2019:** Ranked among Cardinals minor league leaders in saves (T9th). **COLLEGE:** Dick Howser Trophy Semifinalist in 2019...was the first Bruins 10-game winner since 2015...pitched out of the bullpen for the 2018 Cape Cod League Champion Wareham Gatemen...won his first 11 games in 2019 before a loss to Loyola Marymount in the Los Angeles NCAA Regional.

YR	CLUB	AGE	W-L	ERA	G	GS	SV	IP	H	R	ER	HR	HB	BB	SO	WHIP	AVG	WP	SO%	BB%	BF
20	State College (SS-A)	21	1-0	1.07	17	0	*5	25.1	12	4	3	0	0	7	26	0.75	.135	1	27.1	7.3	96
DID NOT PITCH -- NO MILB SEASON																					
21	Peoria (A+)	23	2-5	3.49	28	11	2	67.0	41	28	26	4	1	36	101	1.15	.171	9	36.3	12.9	278
22	FCL Cardinals	24	0-0	0.00	2	1	0	2.0	0	0	0	0	1	1	2	0.50	.000	2	25.0	12.5	8
	Palm Beach (A)	24	1-1	5.40	9	0	0	11.2	8	7	7	1	0	13	11	1.80	.186	5	19.3	22.8	57
	Peoria (A+)	24	1-0	3.38	11	0	0	13.1	3	6	5	1	0	10	25	0.98	.073	1	47.2	18.9	53
23	Springfield (AA)	25	0-0	8.31	17	0	2	17.1	12	16	16	0	2	20	17	1.85	.207	9	20.7	24.4	82
	Peoria (A+)	25	1-1	1.89	13	0	1	19.0	10	5	4	1	1	11	31	1.11	.156	2	40.3	14.3	77
Minor League Totals			6-7	3.53	97	12	10	155.2	86	66	61	7	5	98	213	1.18	.159	29	32.7	15.1	651

RAMIREZ, Keiverson

RHP

HEIGHT/WEIGHT: 6'1 / 148 **BATS/THROWS:** S/R **BORN:** 4/5/2006 at Valencia, Venezuela

HOW OBTAINED: Signed by the Cardinals as an International free-agent on 1/15/2023

CAREER NOTES - 2023: Ranked among Cardinals minor league leaders in strikeout-to-walk ratio (3.75, 6th).

YR	CLUB	AGE	W-L	ERA	G	GS	SV	IP	H	R	ER	HR	HB	BB	SO	WHIP	AVG	WP	SO%	BB%	BF
23	DSL Cardinals	17	1-5	4.31	11	8	0	*39.2	45	22	19	4	6	8	30	1.34	.294	2	17.6	4.7	*170


RAMOS, Yaisel
OF
HEIGHT/WEIGHT: 6'4 / 176 **BATS/THROWS:** R/R

BORN: 2/20/2003 at Havana, Cuba

HOW OBTAINED: Signed by the Cardinals as an International free-agent on 1/15/2022

CAREER NOTES - 2022: Ranked among Cardinals minor league leaders in on-base pct. (4th).

YR	CLUB	AGE	AVG	G	AB	R	H	2B	3B	HR	RBI	BB	SO	SB	CS	OBP	SLG	OPS	HP	SH	SF	E
22	DSL Cardinals	19	.252	40	119	20	30	4	2	1	10	28	42	8	2	.406	.345	.751	5	0	3	3
23	FCL Cardinals	20	.211	*37	114	13	24	4	1	3	18	13	42	4	1	.305	*.342	.647	3	1	1	1
Minor League Totals			.232	77	233	33	54	8	3	4	28	41	84	12	3	.360	.343	.703	8	1	4	4


RAQUET, Nick
LHP
HEIGHT/WEIGHT: 6'0 / 214 **BATS/THROWS:** R/L **BORN:** 12/12/1995 at Boalsberg, PA

COLLEGE: College of William and Mary (2016-17), University of North Carolina (2015)

HIGH SCHOOL: State College (Pa.) Area HS

HOW OBTAINED: Signed by the Cardinals as an minor league free-agent on 1/16/2024

CAREER NOTES - 2019: Played for Surprise in the Arizona Fall League.

MISC: Originally selected by the Washington Nationals in the 3rd round of the 2017 MLB Draft.

YR	CLUB	AGE	W-L	ERA	G	GS	SV	IP	H	R	ER	HR	HB	BB	SOWHIP	AVG	WP	SO%	BB%		
17	GCL Nationals	21	0-0	0.00	1	1	0	2.0	2	0	0	0	0	2	1.00	.250	0	25.0	0.0	8	
	Auburn (SS-A-WSH)	21	3-2	2.45	11	*11	0	*51.1	56	19	14	2	1	7	22	1.23	.283	4	10.6	3.4	*208
18	Hagerstown (A-WSH)	22	4-6	2.79	12	12	0	67.2	68	29	21	1	2	18	56	1.27	.262	0	19.9	6.4	282
	Potomac (A+-WSH)	22	5-3	4.91	12	12	0	55.0	72	32	30	3	2	21	36	1.69	.319	6	14.3	8.4	251
19	Potomac (A+-WSH)	23	*11-9	4.07	25	*25	0	*130.1	129	72	59	12	8	43	*122	1.32	.256	8	21.9	7.7	*558
20	DID NOT PITCH -- NO MILB SEASON																				
21	DID NOT PITCH -- OUT OF BASEBALL																				
22	DID NOT PITCH -- OUT OF BASEBALL																				
23	York (Ind.)	27	*13-7	*3.71	24	+24	0	*145.2	129	68	60	11	13	40	*133	*1.16	.236	10	21.9	6.6	*606
Independent League Totals			13-7	3.71	24	24	0	145.2	129	68	60	11	13	40	133	1.16	.236	10	21.9	6.6	606
Minor League Totals			23-20	3.64	61	61	0	306.1	327	152	124	18	13	89	238	1.36	.274	18	18.2	6.8	1307



(L-R) Chris López, Daniel Rojas, Alexander Beltre, and José Suarez from the fifth high school graduating class at the Cardinals Baseball Academy in the Dominican Republic.

* Led Team + Led League



REDMOND, Chandler

1B

HEIGHT/WEIGHT: 6'1 / 234 **BATS/THROWS:** L/R **BORN:** 1/9/1997 at Middletown, MD
COLLEGE: Gardner-Webb (N.C.) University (2016-19)
HIGH SCHOOL: Georgetown Prep (North Bethesda, MD) **SIGNING SCOUT:** TC Calhoun
HOW OBTAINED: Cardinals 32nd round selection (965th overall) in the 2019 MLB Draft

CAREER NOTES - 2024: Participated in early workouts and seminars as part of the team's STEP Camp. **2023:** Led all Double-A players in HR and finished T7th among all minor leaguers...ranked among all Double-A players in RBI (4th), runs (4th), total bases (228, T4th), extra-base hits (T7th), and walks (T8th)...

ranked among Cardinals minor league leaders in home runs (2nd), RBI (2nd), walks (T2nd), runs (3rd), slugging pct. (3rd), OPS (4th), and hits (9th)...Texas League Player of the Week (Aug. 21-27)...participated in early workouts and seminars as part of the team's STEP Camp. **2022:** Hit for the "home run cycle" as part of a historic 5-for-6, 4 HR, 11 RBI franchise record-setting performance (HR & RBI) at Amarillo on August 10, becoming the second known player in the history of professional baseball to accomplish the feat (joining former Cardinals Double-A Arkansas farmhand Tyrone Horne on July 27, 1998 at San Antonio)...invited to view the bat used to hit for the home run cycle on display at the National Baseball Hall of Fame & Museum in the offseason...Texas League Player of the Week (May 9-15)...ranked among Cardinals minor league leaders in home runs (2nd), RBI (3rd) and slugging pct. (10th)...ranked among Texas League leaders in home runs (T7th), RBI (8th). **2021:** High-A Central Player of the Week (May 24-30)...ranked among Cardinals minor league leaders in home runs (5th), walks (T7th), RBI (9th), slugging pct. (.474, 9th), and doubles (T10th). **2019:** Ranked among the Appalachian League leaders in slugging pct. (3rd), OPS (.935, 3rd), home runs (T3rd), total bases (100, T5th), RBI (7th), and on-base pct. (7th)...ranked 3rd among Cardinals minor leaguers in slugging pct. and OPS...batted .316 (6-19) with 3 HR and 6 RBI in the Appalachian League playoffs. **COLLEGE:** Named 2019 Big South Conference Player of the Year leading the league with 18 home runs, 59 RBI and a .660 slugging percentage...set the school record for single-season (18) and career (50) home runs...had three multi-home run games during the 2019 season and six total in his career.

YR	CLUB	AGE	AVG	G	AB	R	H	2B	3B	HR	RBI	BB	SO	SB	CS	OBP	SLG	OPS	HP	SH	SF	E
19	Johnson City (R)	22	.287	54	181	37	52	12	0	*12	*40	*25	55	4	2	.382	*.552	*.934	4	0	2	3
20	DID NOT PLAY -- NO MiLB SEASON																					
21	Peoria (A+)	24	.234	64	222	33	52	11	0	*13	34	35	88	3	1	.350	.459	.809	5	0	1	5
	Springfield (AA)	24	.303	32	122	13	37	9	0	5	25	11	50	0	1	.361	.500	.861	0	0	0	6
22	Springfield (AA)	25	.235	94	327	52	77	11	3	21	*79	39	111	0	1	.316	.480	.796	1	0	3	4
23	Springfield (AA)	26	.256	132	453	*88	116	19	0	+31	*92	81	167	3	2	.375	*.503	*.878	8	0	5	8
Minor League Totals			.256	376	1305	223	334	62	3	82	270	191	471	10	7	.356	.497	.853	18	0	11	26

REYES, Alan

RHP

HEIGHT/WEIGHT: 5'11 / 184 **BATS/THROWS:** R/R **BORN:** 10/25/2003 at Sinaloa de Leyva, Mexico
HOW OBTAINED: Signed by the Cardinals as an International free-agent on 12/15/2023

YR	CLUB	AGE	W-L	ERA	G	GS	SV	IP	H	R	ER	HR	HB	BB	SO	WHIP	AVG	WP	SO%	BB%	BF
2024 WILL BE HIS FIRST PROFESSIONAL SEASON																					



RICHARDSON III, Tre

2B/SS

HEIGHT/WEIGHT: 5'9 / 168 **BATS/THROWS:** R/R **BORN:** 12/2/2001 at Oklahoma City, OK
COLLEGE: Texas Christian University (2023), Baylor University (2020-22)
HIGH SCHOOL: Kingwood (Texas) HS **SIGNING SCOUT:** Pete Parise
HOW OBTAINED: Cardinals 15th round selection (455th overall) in the 2023 MLB Draft

CAREER NOTES - COLLEGE: Homered three times, including two grand slams, and tied an NCAA record with 11 RBI in a NCAA Regional win at Arkansas on June 4, 2023.

MISC: Was high school teammates with Cardinals top prospect Masyn Winn...graduated high school a semester early to join Baylor in 2020...father, Robert, played baseball at the University of Oklahoma and coaches baseball at Spartans Post Grad Academy in Houston.

YR	CLUB	AGE	AVG	G	AB	R	H	2B	3B	HR	RBI	BB	SO	SB	CS	OBP	SLG	OPS	HP	SH	SF	E
23	Palm Beach (A)	21	.241	26	79	16	19	5	1	0	3	14	18	7	1	.365	.329	.694	2	0	1	6

* Led Team

+ Led League


RINCÓN, Hancel
RHP
HEIGHT/WEIGHT: 6'3 / 184 **BATS/THROWS:** R/R

BORN: 4/28/2002 at Los Llanos, Dominican Republic

HOW OBTAINED: Signed by the Cardinals as an International free-agent on 1/26/2019

CAREER NOTES - 2023: Lead all qualified minor league pitchers in WHIP...ranked among all Single-A qualified pitchers in ERA (3rd), innings pitched (3rd), and opp. average (3rd)...ranked among Cardinals minor league leaders in WHIP (1st), strikeout-to-walk ratio (4.85, 2nd), innings pitched (3rd), games started (T3rd), wins (T4th), and ERA (8th)...Cardinals Minor League Pitcher of the Month for May...started Game 2

of the FSL Semifinals vs. Jupiter (5.1 IP, 3 ER, 8 SO).. **2022:** Florida State League Pitcher of the Month for September. **2021:** Ranked among Cardinals minor league leaders in ERA (3rd), opp. average (6th) and WHIP (7th).

YR	CLUB	AGE	W-L	ERA	G	GS	SV	IP	H	R	ER	HR	HB	BB	SO	WHIP	AVG	WP	SO%	BB%	BF
19	DSL Cardinals Blue	17	0-0	0.00	1	0	0	3.0	1	0	0	0	0	3	0.33	.111	1	30.0	0.0	10	
	DSL Cardinals Red	17	1-5	3.99	14	9	0	47.1	46	27	21	2	3	19	38	1.37	.249	14	14.4	9.1	209
20 DID NOT PITCH -- NO MiLB SEASON																					
21	DSL Cardinals Blue	19	0-2	*1.84	11	11	0	49.0	33	14	10	1	4	19	55	1.06	*.188	5	27.5	9.5	200
22	FCL Cardinals	20	0-4	4.43	6	4	0	22.1	25	13	11	1	0	5	24	1.34	.287	1	25.8	5.4	93
	Palm Beach (A)	20	3-4	4.29	9	8	0	42.0	43	26	20	5	1	10	33	1.26	.264	1	18.4	5.6	179
23	Palm Beach (A)	21	9-6	3.26	24	+23	0	+132.2	109	59	48	12	9	20	97	+0.97	+219	5	18.2	3.8	*533
Minor League Totals			13-21	3.34	65	55	0	296.1	257	139	110	21	17	73	250	1.11	.230	27	20.4	6.0	1224


ROACH, Dalton
RHP
HEIGHT/WEIGHT: 6'1 / 216 **BATS/THROWS:** R/R

BORN: 4/8/1996 at Eau Claire, WI

COLLEGE: Minnesota State University-Mankato (2015-18)

HIGH SCHOOL: Eau Claire (Wisc.) Memorial HS

SIGNING SCOUT: Nathan Sopena

HOW OBTAINED: Signed by the Cardinals as an minor league free-agent on 6/17/2019

CAREER NOTES - 2023: Ranked among Cardinals minor league leaders in appearances (5th) and saves (T6th). **2022:** Ranked among Cardinals minor league leaders in saves (6th), games (T8th), wins (T10th), and strikeout-to-walk ratio (3.84, 10th). **2021:** Ranked among Cardinals minor league leaders in strikeouts

(3rd), innings pitched (4th), games started (T6th), and wins (T7th)...finished T2nd in wins and 4th in strikeouts among Double-A Central pitchers.

MISC: Originally selected by the Houston Astros in the 21st round of the 2018 MLB Draft, but did not sign...was bitten on his back by a black bear while hunting in a deer stand in Wisconsin in October of 2021.

YR	CLUB	AGE	W-L	ERA	G	GS	SV	IP	H	R	ER	HR	HB	BB	SO	WHIP	AVG	WP	SO%	BB%	BF
18	River City (Ind.)	22	1-3	4.66	11	5	0	36.2	37	19	19	7	0	13	42	1.36	---	2	27.1	8.4	155
19	River City (Ind.)	23	4-0	1.13	5	5	0	32.0	17	4	4	4	2	6	37	0.72	---	1	30.6	5.0	121
	Johnson City (R)	23	1-0	5.64	4	4	0	22.1	21	15	14	4	0	3	21	1.07	.247	0	23.3	3.3	90
	State College (SS-A)	23	1-0	2.45	2	2	0	11.0	8	4	3	2	1	4	16	1.09	.195	0	34.8	8.7	46
	Peoria (A)	23	1-1	3.71	6	6	0	34.0	30	16	14	0	2	15	34	1.32	.240	0	23.6	10.4	144
20 DID NOT PITCH -- NO MiLB SEASON																					
21	Springfield (AA)	25	*7-10	5.65	24	19	0	*114.2	135	76	72	27	3	45	*119	1.57	.291	3	23.1	8.7	516
22	Springfield (AA)	26	6-8	4.29	40	11	7	98.2	92	51	47	20	5	23	95	1.17	.246	2	23.3	5.7	407
	Memphis (AAA)	26	0-0	0.00	1	0	0	1.0	2	0	0	0	0	2	1	4.00	.500	0	16.7	33.3	6
23	Springfield (AA)	27	0-2	8.71	7	0	0	10.1	13	10	10	3	0	6	14	1.84	.295	1	28.0	12.0	50
	Memphis (AAA)	27	1-4	3.77	38	0	*5	59.2	50	29	25	12	3	23	57	*1.22	.230	1	23.1	9.3	247
Independent League Totals			5-3	3.01	16	10	0	68.2	54	23	23	11	2	19	79	1.06	---	3	28.6	6.9	276
Minor League Totals			17-25	4.73	122	42	12	351.2	351	201	185	68	14	121	357	1.34	.259	7	23.7	8.0	1506

* Led Team

+ Led League

**RODRÍGUEZ, Dionys****RHP****HEIGHT/WEIGHT:** 6'0 / 212 **BATS/THROWS:** L/R**BORN:** 9/3/2000 at Pedro Brand, Dominican Republic**HOW OBTAINED:** Signed by the Cardinals as an International free-agent on 5/14/2018

CAREER NOTES - 2022: Rated as the No. 21 prospect in the Cardinals organization entering the season by *Baseball America*...ranked among Cardinals minor league leaders in games started (T5th) and strikeouts (7th)...ranked among Midwest League leaders in starts (1st), innings pitched (2nd), opp. average (7th), ERA (8th), and WHIP (8th). **2021:** Ranked among Cardinals minor league leaders in WHIP (8th), opp. average (9th) and strikeout-to-walk ratio (4.00, 10th).

YR	CLUB	AGE	W-L	ERA	G	GS	SV	IP	H	R	ER	HR	HB	BB	SO	WHIP	AVG	WP	SO%	BB%	BF
18	DSL Cardinals Blue	17	0-0	13.50	3	0	1	3.1	4	6	5	0	0	7	4	3.30	.308	1	20.0	35.0	20
	DSL Cardinals Red	17	4-0	6.43	16	0	1	21.0	17	18	15	1	5	25	22	2.00	.215	5	20.2	22.9	109
19	DSL Cardinals Blue	18	2-1	5.88	17	0	2	26.0	18	20	17	1	0	19	32	1.42	.188	7	27.1	16.1	118
20	DID NOT PITCH -- NO MiLB SEASON																				
21	Palm Beach (A)	20	4-5	*3.36	22	12	0	69.2	52	28	26	5	5	22	88	1.06	.201	4	30.6	7.6	288
22	Peoria (A+)	21	3-11	4.59	27	+25	0	121.2	110	67	62	14	8	53	119	1.34	.235	3	22.2	9.9	535
23	Peoria (A+)	22	3-4	4.61	30	11	0	80.0	75	43	41	7	6	52	59	1.59	.248	8	16.2	14.2	365
Minor League Totals		16-21	4.64	115	48	4	321.2	276	182	166	28	24	178	324	1.41	.227	28	22.6	12.4	1435	

**RODRÍGUEZ, Gustavo****RHP****HEIGHT/WEIGHT:** 6'3 / 199 **BATS/THROWS:** R/R**BORN:** 1/8/2001 at Cumana, Venezuela**HOW OBTAINED:** Signed by the Cardinals as an International free-agent on 7/17/2018

CAREER NOTES - 2023: Ranked among Cardinals minor league leaders in wins (T6th). **2022:** Ranked among Cardinals minor league leaders in ERA (6th), opp. average (7th), and WHIP (10th)...pitched 1.0 inning of relief in Game 1 of the FSL Semifinals vs. St. Luice. **2019:** Ranked among Cardinals minor league leaders in ERA (2nd) and strikeout-to-walk ratio (4.80, 2nd).

YR	CLUB	AGE	W-L	ERA	G	GS	SV	IP	H	R	ER	HR	HB	BB	SO	WHIP	AVG	WP	SO%	BB%	BF
18	DSL Cardinals Red	17	0-1	2.25	8	1	0	12.0	12	6	3	0	0	8	4	1.67	.267	1	7.4	14.8	54
19	DSL Cardinals Blue	18	4-1	2.04	12	*12	0	57.1	51	22	13	1	5	11	53	1.08	.238	4	22.6	4.7	234
20	DID NOT PITCH -- NO MiLB SEASON																				
21	Palm Beach (A)	20	0-5	7.36	16	10	0	40.1	51	40	33	3	2	27	41	1.93	.309	8	21.0	13.8	195
	FCL Cardinals	20	1-1	6.75	5	1	0	8.0	12	6	6	1	1	3	11	1.88	.353	3	28.9	7.9	38
22	Palm Beach (A)	21	3-2	2.65	27	1	3	57.2	40	20	17	4	1	26	66	1.14	.195	4	28.3	11.2	233
23	Palm Beach (A)	22	0-0	6.00	2	0	0	3.0	4	2	2	0	0	5	1.33	.308	0	38.5	0.0	13	
	Peoria (A+)	22	+8-4	4.81	*38	0	2	67.1	64	37	36	7	4	38	70	1.51	.250	3	23.3	12.6	301
Minor League Totals		16-14	4.03	108	25	5	245.2	234	133	110	16	13	113	250	1.41	.251	23	23.4	10.6	1068	

**RODRÍGUEZ, Luis A.****C****HEIGHT/WEIGHT:** 6'1 / 245 **BATS/THROWS:** R/R**BORN:** 10/7/2004 at Barquisimeto, Venezuela**HOW OBTAINED:** Signed by the Cardinals as an International free-agent on 1/15/2022**CAREER NOTES - CAREER:** Has thrown out 30.0% (24 CS/80 SB ATT) of attempted base stealers.

YR	CLUB	AGE	AVG	G	AB	R	H	2B	3B	HR	RBI	BB	SO	SB	CS	OBP	SLG	OPS	HP	SH	SF	E
22	DSL Cardinals	17	.301	26	93	16	28	4	0	4	19	6	25	0	1	.347	.473	.820	1	0	1	3
23	FCL Cardinals	18	.221	29	95	10	21	*9	0	0	12	9	32	0	1	.308	.316	.624	3	0	0	5
Minor League Totals			.261	55	188	26	49	13	0	4	31	15	57	0	2	.327	.394	.721	4	0	1	8

**RODRÍGUEZ, Luis C.****C****HEIGHT/WEIGHT:** 5'11 / 230 **BATS/THROWS:** R/R**BORN:** 2/26/2000 at Punto Fijo, Venezuela**HOW OBTAINED:** Signed by the Cardinals as an International free-agent on 7/2/2017

CAREER NOTES - CAREER: Has thrown out 41.5% (76 CS/183 SB ATT) of attempted base stealers.
2023: Participated in early workouts and seminars as part of the team's STEP Camp. **2018:** Ranked 3rd among DSL catchers throwing out 50.7% (35 CS/69 SB ATT) of attempted base stealers... tallied 6 RBI in his first professional game, going 2-for-5 with a grand slam in his first career plate appearance at the DSL

Twins on June 2.

YR	CLUB	AGE	AVG	G	AB	R	H	2B	3B	HR	RBI	BB	SO	SB	CS	OBP	SLG	OPS	HP	SH	SF	E
18	DSL Cardinals Blue	18	.188	37	133	13	25	4	0	1	12	12	36	2	1	.265	.241	.506	3	0	3	9
19	DSL Cardinals Blue	19	.265	43	151	21	40	6	1	1	24	11	33	1	3	.329	.338	.667	4	0	1	5
20	DID NOT PLAY -- NO MiLB SEASON																					
21	Palm Beach (A)	21	.154	10	26	1	4	2	0	0	1	3	11	0	0	.241	.231	.472	0	0	0	9
	FCL Cardinals	21	.347	22	49	7	17	2	0	0	11	8	18	0	1	.439	.388	.827	0	0	0	1
22	Palm Beach (A)	22	.225	20	71	4	16	3	0	1	5	2	24	0	0	.247	.310	.557	0	0	0	1
	Peoria (A+)	22	.245	31	102	9	25	1	0	2	13	4	28	0	0	.280	.314	.594	1	0	0	5
23	Peoria (A+)	23	.165	33	97	7	16	4	1	0	9	6	31	0	0	.224	.227	.451	2	0	2	2
Minor League Totals			.227	196	629	62	143	22	2	5	75	46	181	3	5	.288	.293	.581	10	0	6	32

RODRÍGUEZ, Ryan**RHP****HEIGHT/WEIGHT:** 6'2 / 171**BATS/THROWS:** R/R**BORN:** 8/31/2007 at Guadalajara, Mexico**HOW OBTAINED:** Signed by the Cardinals as an International free-agent on 1/15/2024

YR	CLUB	AGE	W-L	ERA	G	GS	SV	IP	H	R	ER	HR	HB	BB	SO	WHIP	AVG	WP	SO%	BB%	BF
2024 WILL BE HIS FIRST PROFESSIONAL SEASON																					

ROJAS, Daniel**SS****HEIGHT/WEIGHT:** 5'11 / 160**BATS/THROWS:** R/R**BORN:** 11/16/2005 at Bayaguana, Dominican Republic**HOW OBTAINED:** Signed by the Cardinals as an International free-agent on 1/15/2023

CAREER NOTES - 2024: Was one of seven members of the fifth high school graduating class at the Cardinals Dominican Academy.

YR	CLUB	AGE	AVG	G	AB	R	H	2B	3B	HR	RBI	BB	SO	SB	CS	OBP	SLG	OPS	HP	SH	SF	E
23	DSL Cardinals	17	.241	37	137	18	33	5	3	0	16	11	34	*7	2	.318	.321	.639	5	0	1	11

ROJAS, Stiveen**LHP****HEIGHT/WEIGHT:** 5'10 / 141**BATS/THROWS:** L/L**BORN:** 8/29/2006 at Moca, Dominican Republic**HOW OBTAINED:** Signed by the Cardinals as an International free-agent on 1/15/2023

YR	CLUB	AGE	W-L	ERA	G	GS	SV	IP	H	R	ER	HR	HB	BB	SO	WHIP	AVG	WP	SO%	BB%	BF
23	DSL Cardinals	16	0-4	2.67	13	3	1	27.0	24	15	8	1	5	19	28	1.59	.238	3	22.0	15.0	127

ROQUEZ, Fernando**OF****HEIGHT/WEIGHT:** 6'2 / 196**BATS/THROWS:** L/R**BORN:** 9/1/2005 at Santo Domingo, Dominican Republic**HOW OBTAINED:** Signed by the Cardinals as an International free-agent on 1/15/2023

CAREER NOTES - 2023: Ranked among Cardinals minor league leaders in on-base pct. (9th).

YR	CLUB	AGE	AVG	G	AB	R	H	2B	3B	HR	RBI	BB	SO	SB	CS	OBP	SLG	OPS	HP	SH	SF	E
23	DSL Cardinals	17	.234	39	124	17	29	4	0	*4	17	*26	41	2	1	*.387	.363	.750	5	0	0	4

**ROTONDO, Chris**

OF

HEIGHT/WEIGHT: 6'0 / 194**BATS/THROWS:** R/R**BORN:** 6/15/1999 at Bridgeport, CT**COLLEGE:** Villanova University (2018-22)**HIGH SCHOOL:** Fairfield (Conn.) College Preparatory**SIGNING SCOUT:** Jim Negrych**HOW OBTAINED:** Cardinals 19th round selection (577th overall) in the 2022 MLB Draft

CAREER NOTES - 2023: Ranked among Cardinals minor league leaders in doubles (T1st), triples (3rd), walks (6th), on-base pct. (.390, 8th), runs (T8th) and stolen bases (10th). **COLLEGE:** Played as a graduate student in 2022 earning First Team All-Big East and ABCA/Rawlings East All-Region Second Team

honors...played in 177 consecutive games dating back to the 2018 season starting 165 straight games...tied for the school record with 15 career triples.

YR	CLUB	AGE	AVG	G	AB	R	H	2B	3B	HR	RBI	BB	SO	SB	CS	OBP	SLG	OPS	HP	SH	SF	E
22	Palm Beach (A)	23	.312	24	77	17	24	4	0	1	7	7	28	3	0	.379	.403	.782	2	0	1	1
23	Palm Beach (A)	24	.245	77	265	55	65	18	*5	3	30	50	75	8	0	.387	.385	.772	13	1	3	5
	Peoria (A+)	24	.277	39	137	22	38	12	1	5	28	21	40	10	0	.398	.489	.887	7	1	1	0
Minor League Totals			.265	140	479	94	127	34	6	9	65	78	143	21	0	.389	.418	.807	22	2	5	6

**ROYCROFT, Chris**

RHP

HEIGHT/WEIGHT: 6'7 / 241**BATS/THROWS:** R/R**BORN:** 6/21/1997 at Elmhurst, IL**COLLEGE:** Aurora (Ill.) University (2016-19)**HIGH SCHOOL:** Willowbrook HS (Villa Park, IL)**HOW OBTAINED:** Signed by the Cardinals as a minor league free-agent on 6/23/2022

CAREER NOTES - 2024: Participated in early workouts and seminars as part of the team's STEP Camp.

2023: Ranked among Cardinals minor league leaders in appearances (T3rd) and saves (T6th).

YR	CLUB	AGE	W-L	ERA	G	GS	SV	IP	H	R	ER	HR	HB	BB	SO	WHIP	AVG	WP	SO%	BB%	BF
21	Joliet (Ind.)	24	4-4	5.81	26	9	0	69.2	77	56	45	2	9	30	62	1.54	---	2	19.2	9.3	323
22	Joliet (Ind.)	25	0-1	1.08	13	0	2	16.2	15	9	2	1	2	5	24	1.20	.227	1	32.9	6.8	73
	Peoria (A+)	25	2-2	4.50	19	0	1	32.0	42	20	16	2	1	16	40	1.81	.307	2	25.5	10.2	157
23	Peoria (A+)	26	0-0	3.97	9	0	3	11.1	8	5	5	0	0	2	15	0.88	.195	0	34.9	4.7	43
	Springfield (AA)	26	2-3	8.55	15	0	1	20.0	28	22	19	1	1	14	14	2.10	.326	3	13.9	13.9	101
	Memphis (AAA)	26	5-5	4.83	22	0	1	31.2	29	22	17	2	4	25	35	1.71	.240	3	23.3	16.7	150
Independent League Totals			4-5	4.90	39	9	2	86.1	92	65	47	3	11	35	86	1.47	---	3	21.7	8.8	396
Minor League Totals			9-10	5.40	65	0	6	95.0	107	69	57	5	6	57	104	1.73	.278	8	23.1	12.6	451

SAEZ, Christian

1B

HEIGHT/WEIGHT: 6'2 / 208**BATS/THROWS:** L/R**BORN:** 2/20/2007 at Cienfuegos, Cuba**HOW OBTAINED:** Signed by the Cardinals as an International free-agent on 1/15/2024

YR	CLUB	AGE	AVG	G	AB	R	H	2B	3B	HR	RBI	BB	SO	SB	CS	OBP	SLG	OPS	HP	SH	SF	E
2024 WILL BE HIS FIRST PROFESSIONAL SEASON																						


SALADIN, Darlin
RHP
HEIGHT/WEIGHT: 6'0 / 199

BATS/THROWS: R/R

BORN: 12/28/2002 at San Pedro de Macoris, Dominican Republic

HOW OBTAINED: Signed by the Cardinals as an International free-agent on 9/3/2019

CAREER NOTES - 2023: Ranked among Cardinals minor league leaders in ERA (3.10, 9th). **2021:** Ranked among Cardinals minor league leaders in wins (T6th).

YR	CLUB	AGE	W-L	ERA	G	GS	SV	IP	H	R	ER	HR	HB	BB	SO	WHIP	AVG	WP	SO%	BB%	BF
20	DID NOT PITCH -- NO MiLB SEASON																				
21	DSL Cardinals Red	18	*6-1	4.03	*20	0	1	38.0	33	22	17	0	3	15	31	1.26	*.224	6	18.8	9.1	165
22	DSL Cardinals	19	1-4	3.59	12	*12	0	*47.2	50	27	19	0	2	26	*51	1.59	.275	14	24.1	12.3	*212
23	FCL Cardinals	20	2-4	*2.85	12	+11	0	47.1	39	16	15	4	3	21	*47	*1.27	*.231	4	23.9	10.7	197
	Palm Beach (A)	20	0-1	9.00	1	0	0	2.0	2	2	2	0	0	2	3	2.00	.250	0	30.0	20.0	10
Minor League Totals		9-10		3.53	45	23	1	135.0	124	67	53	4	8	64	132	1.39	.245	24	22.6	11.0	584


SALAS, Juan (Gerardo)
RHP
HEIGHT/WEIGHT: 6'0 / 179

BATS/THROWS: R/R

BORN: 2/14/2003 at Monterrey, Mexico

HOW OBTAINED: Signed by the Cardinals as an International free-agent on 7/2/2019

CAREER NOTES - 2022: Ranked among Cardinals minor league leaders in strikeout-to-walk ratio (6.00, 1st) and WHIP (3rd).

YR	CLUB	AGE	W-L	ERA	G	GS	SV	IP	H	R	ER	HR	HB	BB	SO	WHIP	AVG	WP	SO%	BB%	BF
20	DID NOT PITCH -- NO MiLB SEASON																				
21	DSL Cardinals Blue	18	0-2	2.89	12	5	0	18.2	14	7	6	1	1	3	17	0.91	.203	1	23.3	4.1	73
22	DSL Cardinals	19	3-1	3.61	11	10	0	47.1	38	22	19	4	2	8	48	*0.97	.221	2	25.9	4.3	185
23	FCL Cardinals	20	2-1	3.21	11	10	0	*47.2	46	25	17	5	1	16	39	1.30	.242	3	18.8	7.7	*207
	Palm Beach (A)	20	0-0	8.71	3	2	0	10.1	15	11	10	1	1	6	13	2.03	.349	1	25.0	11.5	52
Minor League Totals		5-4		3.77	37	27	0	124.0	113	65	52	11	5	33	117	1.18	.238	7	22.6	6.4	517


SALAZAR, Johnfrank
INF
HEIGHT/WEIGHT: 6'2 / 199

BATS/THROWS: S/R

BORN: 8/5/2003 at Barcelona, Venezuela

HOW OBTAINED: Acquired during the Triple-A Phase of the Rule 5 Draft from the Boston Red Sox on 12/6/2023

MISC: Originally signed as an International free-agent by the Boston Red Sox on 8/5/2019.

YR	CLUB	AGE	AVG	G	AB	R	H	2B	3B	HR	RBI	BB	SO	SB	CS	OBP	SLG	OPS	HP	SH	SF	E
20	DID NOT PLAY -- NO MiLB SEASON																					
21	DSL Red Sox Blue	17	.269	50	167	27	45	8	1	2	22	16	21	5	2	.353	.365	.718	6	1	1	11
22	FCL Red Sox	18	.327	32	101	21	33	8	2	0	16	17	9	3	0	.434	.446	.880	3	0	1	5
	Salem (A-BOS)	18	.257	19	74	9	19	3	1	0	8	5	17	0	0	.313	.324	.637	1	3	0	4
23	FCL Red Sox	19	.374	25	91	22	34	*11	0	3	20	5	12	2	0	.408	.593	1.001	3	0	4	0
	Salem (A-BOS)	19	.228	34	123	13	28	3	0	5	17	14	22	0	2	.307	.374	.681	0	0	0	6
Minor League Totals			.286	160	556	92	159	33	4	10	83	57	81	10	4	.362	.414	.776	13	4	6	26

**SAVACOO, Jason****RHP****HEIGHT/WEIGHT:** 6'2 / 212 **BATS/THROWS:** R/R **BORN:** 5/21/2002 at Syracuse, NY**COLLEGE:** University of Maryland (2021-23)**HIGH SCHOOL:** Charles W. Baker HS (Baldwinsville, NY)**SIGNING SCOUT:** Jim Negrych**HOW OBTAINED:** Cardinals 6th round selection (185th overall) in the 2023 MLB Draft**CAREER NOTES - COLLEGE:** Finished his Maryland career ranked 2nd in wins (24) & 3rd in strikeouts (269). **PREP:** Named the 2019-20 Gatorade New York Baseball Player of the Year.**MISC:** Father, Christopher, played baseball at Wake Forest and Fairleigh Dickinson...older brother, Josh,

played baseball at Ithaca College

YR	CLUB	AGE	W-L	ERA	G	GS	SV	IP	H	R	ER	HR	HB	BB	SO	WHIP	AVG	WP	SO%	BB%	BF
23	Palm Beach (A)	21	0-0	9.53	4	0	0	5.2	3	6	6	2	0	5	6	1.41	.167	1	26.1	21.7	23

**SEQUERA, Leonel****RHP****HEIGHT/WEIGHT:** 6'1 / 200 **BATS/THROWS:** R/R**BORN:** 8/6/2005 at Puerto La Cruz, Venezuela**HOW OBTAINED:** Signed by the Cardinals as an International free-agent on 1/15/2022

YR	CLUB	AGE	W-L	ERA	G	GS	SV	IP	H	R	ER	HR	HB	BB	SO	WHIP	AVG	WP	SO%	BB%	BF
22	DSL Cardinals	16	0-4	3.47	11	11	0	36.1	35	19	14	1	4	11	42	1.27	.243	2	26.1	6.8	161
23	FCL Cardinals	17	0-1	2.65	5	5	0	17.0	16	6	5	0	0	1	15	1.00	.250	2	23.1	1.5	65
Minor League Totals		0-5		3.21	16	16	0	53.1	51	25	19	1	4	12	57	1.18	.245	4	25.2	5.3	226

SEVERINO, Juan**RHP****HEIGHT/WEIGHT:** 6'1 / 186**BATS/THROWS:** R/R**BORN:** 6/6/2004 at San Pedro de Macoris, Dominican Republic**HOW OBTAINED:** Signed by the Cardinals as an International free-agent on 6/12/2021

YR	CLUB	AGE	W-L	ERA	G	GS	SV	IP	H	R	ER	HR	HB	BB	SO	WHIP	AVG	WP	SO%	BB%	BF
21	DSL Cardinals Red	17	2-2	6.11	16	1	0	17.2	25	19	12	1	4	17	17	2.38	.321	8	17.0	17.0	100
22	DSL Cardinals	18	0-0	9.92	14	0	0	16.1	20	19	18	1	3	18	13	2.33	.299	8	11.4	20.5	88
23	DSL Cardinals	19	0-4	6.08	15	3	1	26.2	34	30	18	0	2	17	31	1.91	.293	10	22.8	12.5	136
Minor League Totals		2-6		7.12	45	4	1	60.2	79	68	48	2	9	52	61	2.16	.303	26	18.8	16.0	324

**SHOWALTER, Zack****RHP****HEIGHT/WEIGHT:** 6'2 / 195 **BATS/THROWS:** R/R**BORN:** 1/23/2004 at Tampa, FL**HIGH SCHOOL:** Wesley Chapel (Fla.) HS**HOW OBTAINED:** Acquired from the Baltimore Orioles with LHP Drew Rom & INF César Prieto for RHP Jack Flaherty on 8/1/2023**CAREER NOTES - 2024:** Rated as the No. 23 prospect in the Cardinals organization entering the season by *Baseball America*.**MISC:** Originally selected by the Baltimore Orioles in the 11th round of the 2022 MLB Draft.

YR	CLUB	AGE	W-L	ERA	G	GS	SV	IP	H	R	ER	HR	HB	BB	SO	WHIP	AVG	WP	SO%	BB%	BF
23	FCL Orioles	19	0-0	0.90	3	3	0	10.0	7	1	1	0	0	4	16	1.10	.194	2	40.0	10.0	40
	Delmarva (A-BAL)	19	0-2	3.10	6	5	0	20.1	19	8	7	1	3	10	25	1.43	.253	4	28.1	11.2	89
	Palm Beach (A)	19	0-0	0.00	1	0	0	1.0	0	0	0	0	0	1	1	1.00	.000	3	25.0	25.0	4
Minor League Totals		0-2		2.30	10	8	0	31.1	26	9	8	1	3	15	42	1.31	.228	6	31.6	11.3	133

**SHREVE, Ryan****RHP****HEIGHT/WEIGHT:** 6'5 / 215 **BATS/THROWS:** R/R **BORN:** 6/23/1998 at Santa Monica, CA**COLLEGE:** University of the Pacific (Calif.) (2017-19)**HIGH SCHOOL:** William Howard Taft Charter HS (Woodland Hills, CA)**HOW OBTAINED:** Acquired during the Triple-A Phase of the Rule 5 Draft from the Minnesota Twins on 12/7/2022**CAREER NOTES - 2023:** Ranked among Cardinals minor league leaders in appearances (T6th). **2022:** Midwest League Pitcher of the Week (August 1-7)...pitched for Glendale in the Arizona Fall League.**MISC:** Originally selected by the Minnesota Twins in the 16th round of the 2019 MLB Draft...father, Ken, played basketball at Deinson University.

YR	CLUB	AGE	W-L	ERA	G	GS	SV	IP	H	R	ER	HR	HB	BB	SO	WHIP	AVG	WP	SO%	BB%	BF
19	Elizabethtown (R-MIN)	21	2-2	3.40	141	2	3	45.0	55	21	17	3	2	7	58	1.38	.301	5	29.9	3.6	194
20	DID NOT PITCH -- NO MiLB SEASON																				
21	Fort Myers (A-MIN)	23	0-1	3.21	6	0	1	14.0	10	6	5	1	0	7	21	1.21	.185	1	34.4	11.5	61
	Cedar Rapids (A+-MIN)	23	4-3	3.63	22	1	2	34.2	21	17	14	1	0	16	49	1.07	.167	3	33.8	11.0	145
	FCL Twins	23	1-0	9.00	1	0	0	1.0	2	2	1	0	0	0	3	2.00	.400	0	60.0	0.0	5
22	Cedar Rapids (A+-MIN)	24	1-3	3.08	28	2	1	38.0	29	21	13	2	1	15	39	1.16	.207	3	24.5	9.4	159
23	Springfield (AA)	25	4-4	4.54	*44	0	0	71.1	73	36	36	12	1	27	63	1.40	.264	1	20.4	8.7	309
Minor League Totals		12-13	3.79	115	5	7	204.0	190	103	86	19	4	72	233	1.28	.242	13	26.7	8.2	873	

**SUAREZ, José R.****OF****HEIGHT/WEIGHT:** 6'2 / 209 **BATS/THROWS:** R/R**BORN:** 8/9/2004 at Peravia, Dominican Republic**HOW OBTAINED:** Signed by the Cardinals as an International free-agent on 1/15/2021**CAREER NOTES - 2024:** Was one of seven members of the fifth high school graduating class at the Cardinals Dominican Academy. **2022:** Ranked among Cardinals minor league leaders in triples (T5th) and slugging pct. (8th).

YR	CLUB	AGE	AVG	G	AB	R	H	2B	3B	HR	RBI	BB	SO	SB	CS	OBP	SLG	OPS	HP	SH	SF	E
21	DSL Cardinals Blue	16	.295	31	88	10	26	3	1	1	9	17	31	0	1	.411	.386	.797	1	0	1	4
22	DSL Cardinals	17	.248	39	141	30	35	9	*4	6	28	16	46	3	1	.327	*.496	.823	2	0	3	1
23	FCL Cardinals	18	.200	33	*115	18	23	2	1	*4	*21	12	42	1	2	.290	.339	.629	3	0	1	2
Minor League Totals		.244	103	344	58	84	14	6	11	58	45	119	4	4	.338	.416	.754	6	0	5	7	

**SULLIVAN, William****1B****HEIGHT/WEIGHT:** 6'4 / 226 **BATS/THROWS:** L/R **BORN:** 11/25/2000 at Winter Park, FL**COLLEGE:** Troy (Ala.) University (2023), Baylor University (2020-23)**HIGH SCHOOL:** Dr. Phillips HS (Orlando, FL)**SIGNING SCOUT:** Keanan Lamb**HOW OBTAINED:** Cardinals 13th round selection (395th overall) in the 2023 MLB Draft**MISC:** Attended the same high school as Cardinals manager Oli Marmol...brother, Matt, played baseball at University of West Florida and other brother, Jason, played lacrosse at Cleveland State.

YR	CLUB	AGE	AVG	G	AB	R	H	2B	3B	HR	RBI	BB	SO	SB	CS	OBP	SLG	OPS	HP	SH	SF	E
23	Palm Beach (A)	22	.308	32	104	14	32	6	2	1	16	15	24	2	1	.395	.433	.828	0	0	0	3

SURIEL, Jose**RHP****HEIGHT/WEIGHT:** 6'4 / 265 **BATS/THROWS:** R/R **BORN:** 10/9/2004 at Gaspar Hernandez, Dominican Republic**HOW OBTAINED:** Signed by the Cardinals as an International free-agent on 1/15/2022

YR	CLUB	AGE	W-L	ERA	G	GS	SV	IP	H	R	ER	HR	HB	BB	SO	WHIP	AVG	WP	SO%	BB%	BF
22	DID NOT PITCH -- INJURY																				
23	DSL Cardinals	18	1-1	5.74	13	0	0	15.2	8	12	10	0	4	24	2.04	.148	9	32.9	29.3	82	

**SVANSON, Matt****RHP****HEIGHT/WEIGHT:** 6'5 / 237**BATS/THROWS:** R/R**BORN:** 1/31/1999 at Lake Zurich, IL**COLLEGE:** Lehigh (Pa.) University (2018-21)**HIGH SCHOOL:** Lake Zurich (Ill.) HS**HOW OBTAINED:** Acquired from the Toronto Blue Jays in exchange for SS Paul DeJong and cash considerations on 8/1/23**CAREER NOTES - 2024:** Participated in early workouts and seminars as part of the team's STEP Camp.**2023:** Ranked among Cardinals minor league leaders in saves (T6th). **PREP:** Threw two perfect games, including first varsity start, in addition to two no hitters in high school career.**MISC:** Originally selected by the Toronto Blue Jays in the 13th round of the 2021 MLB Draft.

YR	CLUB	AGE	W-L	ERA	G	GS	SV	IP	H	R	ER	HR	HB	BB	SO	WHIP	AVG	WP	SO%	BB%	BF
21	Dunedin (A-TOR)	22	1-1	2.30	11	0	5	15.2	8	5	4	0	2	8	23	1.02	.143	2	34.8	12.1	66
22	Dunedin (A-TOR)	23	5-5	4.37	15	9	0	59.2	61	35	29	8	3	20	60	1.36	.263	2	23.4	7.8	256
	Vancouver (A+-TOR)	23	3-0	3.57	13	0	0	22.2	21	10	9	2	2	3	23	1.06	.244	0	25.0	3.3	92
23	Dunedin (A-TOR)	24	0-0	0.00	2	0	0	3.0	2	0	0	0	0	0	3	0.67	.182	0	27.3	0.0	11
	Vancouver (A+-TOR)	24	4-1	1.23	24	0	6	29.1	17	6	4	0	1	11	36	0.95	.165	3	31.3	9.6	115
	Springfield (AA)	24	2-0	3.00	15	0	5	21.0	18	10	7	0	3	5	25	1.10	.243	2	29.1	5.8	86
Minor League Totals			15-7	3.15	80	9	16	151.1	127	66	53	10	11	47	170	1.15	.226	9	27.2	7.5	626

**TARLOW, Graysen****C****HEIGHT/WEIGHT:** 5'10 / 197**BATS/THROWS:** R/R**BORN:** 7/7/2001 at Orange, CA**COLLEGE:** California State University-Northridge (2021-23)**HIGH SCHOOL:** Orange (Calif.) Lutheran HS**SIGNING SCOUT:** Mike Garciaparra**HOW OBTAINED:** Cardinals 19th round selection (575th overall) in the 2023 MLB Draft**CAREER NOTES - CAREER:** Has thrown out 10.5% (2 CS/19 SB ATT) of attempted base stealers. **2024:**Participated in early workouts and seminars as part of the team's STEP Camp. **PREP:** Was high school teammates with 2023 Cardinals Minor League Pitcher of the Year Max Rajcic.

YR	CLUB	AGE	AVG	G	AB	R	H	2B	3B	HR	RBI	BB	SO	SB	CS	OBP	SLG	OPS	HP	SH	SF	E
23	Palm Beach (A)	21	.200	20	45	7	9	3	0	1	10	11	9	0	0	.390	.333	.723	3	0	0	1

TAVERAS, Bracewell**SS****HEIGHT/WEIGHT:** 6'0 / 188**BATS/THROWS:** S/R**BORN:** 6/5/2006 at Higuey, Dominican Republic**HOW OBTAINED:** Signed by the Cardinals as an International free-agent on 1/15/2023

YR	CLUB	AGE	AVG	G	AB	R	H	2B	3B	HR	RBI	BB	SO	SB	CS	OBP	SLG	OPS	HP	SH	SF	E
23	DSL Cardinals	17	.207	*43	169	22	35	*10	0	*4	17	7	32	2	0	.250	.337	.587	3	0	1	9

**TAVERAS, Felix****OF****HEIGHT/WEIGHT:** 6'1 / 214**BATS/THROWS:** L/R**BORN:** 3/8/2003 at Santo Domingo, Dominican Republic**HOW OBTAINED:** Signed by the Cardinals as an International free-agent on 7/2/2019**CAREER NOTES - 2022:** Was one of seven members of the third high school graduating class at the Cardinals Dominican Academy. **2021:** Ranked among Cardinals minor league leaders in slugging pct. (2nd), OPS (3rd), batting average (6th) and triples (T9th).

YR	CLUB	AGE	AVG	G	AB	R	H	2B	3B	HR	RBI	BB	SO	SB	CS	OBP	SLG	OPS	HP	SH	SF	E
20	DID NOT PLAY -- NO MiLB SEASON																					
21	DSL Cardinals Red	18	.301	39	133	23	*40	9	3	*6	*30	13	37	7	2	.369	*.549	*.918	2	0	1	2
22	FCL Cardinals	19	.196	21	56	4	11	3	2	0	6	7	28	2	0	.297	.321	.618	1	0	0	1
23	FCL Cardinals	20	.302	28	96	17	*29	5	2	1	16	13	22	3	1	.402	.427	.829	3	0	0	0
Minor League Totals			.281	88	285	44	80	17	7	7	52	33	87	12	3	.366	.463	.829	6	0	1	3

* Led Team

+ Led League


TAVERAS, Leonardo
RHP
HEIGHT/WEIGHT: 6'5 / 225 **BATS/THROWS:** R/R

BORN: 9/7/1998 at La Vega, Dominican Republic

HOW OBTAINED: Signed by the Cardinals as an International free-agent on 9/12/2016

CAREER NOTES - 2023: Suspended 80 games for testing positive for a performance-enhancing substance on June 5. **2022:** Ranked among Cardinals minor league leaders in SO/9 IP (13.8, 5th). **2021:** Ranked among Cardinals minor league leaders in games (T2nd) and SO/9 IP (12.4, 9th). **2018:** Ranked T3rd in the Dominican Summer League with eight saves....ranked among Cardinals minor league pitchers in saves (T6th)...made one appearance in the DSL playoffs, pitching 1.1 innings.

YR	CLUB	AGE	W-L	ERA	G	GS	SV	IP	H	R	ER	HR	HB	BB	SO	WHIP	AVG	WP	SO%	BB%	BF
17	DSL Cardinals	18	1-0	10.13	14	0	0	18.2	25	25	21	2	1	20	14	2.41	.329	4	14.3	20.4	98
18	DSL Cardinals Blue	19	5-1	2.89	*23	0	*8	37.1	26	15	12	2	1	24	44	1.34	.203	6	28.2	15.4	156
19	Johnson City (R)	20	0-0	0.00	3	0	0	3.0	0	0	0	0	2	0	7	0.00	.000	1	63.6	0.0	11
	State College (SS-A)	20	1-1	3.68	6	0	1	7.1	3	5	3	0	3	4	10	0.95	.125	1	31.3	12.5	32
	Peoria (A)	20	1-0	4.50	6	0	3	8.0	9	4	4	0	1	7	13	2.00	.273	1	31.7	17.1	41
	Palm Beach (A+)	20	0-0	7.71	6	0	0	7.0	7	6	6	0	3	13	13	2.86	.250	3	29.5	29.5	44
20	DID NOT PITCH -- NO MILB SEASON																				
21	Peoria (A+)	21	1-6	6.22	*41	0	3	46.1	34	34	32	5	7	54	64	1.90	.207	9	28.2	23.8	227
22	Peoria (A+)	22	3-2	5.49	28	0	4	41.0	36	29	25	4	3	28	67	1.56	.229	1	35.4	14.8	189
	Springfield (AA)	22	0-0	6.75	7	0	0	9.1	4	7	7	1	0	11	10	1.61	.133	2	23.8	26.2	42
23	Peoria (A+)	23	1-1	3.10	11	0	2	20.1	11	10	7	3	4	8	38	0.93	.153	3	45.2	9.5	84
Minor League Totals			13-11	5.31	145	0	21	198.1	155	135	117	17	25	169	280	1.63	.215	31	30.3	18.3	924


TORRES, Bryan
2B/OF
HEIGHT/WEIGHT: 5'11 / 170 **BATS/THROWS:** L/R

BORN: 7/2/1997 at Caguas, Puerto Rico

HIGH SCHOOL: Academia Cristiana Elohim (Caguas, PR)

HOW OBTAINED: Signed by the Cardinals as a minor league free-agent on 9/21/2023

CAREER NOTES - 2023: Named *Baseball America's* Independent/Partner Leagues Player of the Year... named the starting 2B for the American Association East Division All-Star Team and named All-Star Game MVP...set the American Association single-season record for stolen bases...won American Association batting title...named MVP of Puerto Rican Winter League. **2022:** Named the starting 2B for the American Association East Division All-Star Team...won league batting title.

MISC: Originally signed by the Milwaukee Brewers as a non-drafted free-agent on 7/15/2015...acquired during the Triple-A Phase of the Rule 5 Draft by the San Francisco Giants from the Milwaukee Brewers on 12/12/2019.

YR	CLUB	AGE	AVG	G	AB	R	H	2B	3B	HR	RBI	BB	SO	SB	CS	OBP	SLG	OPS	HP	SH	SF	E
15	DSL Brewers	17	.250	8	28	4	7	0	1	0	4	4	2	2	0	.344	.321	.665	0	0	0	0
16	DSL Brewers	18	.259	49	143	23	37	2	4	0	10	19	14	8	3	.354	.329	.683	2	1	0	4
17	DSL Brewers/Indians	19	.294	44	136	22	10	6	1	1	13	18	6	6	5	*.378	.375	.753	1	2	1	10
18	AZL Brewers	20	.500	2	4	3	2	0	0	0	2	2	1	0	1	.667	.500	1.167	0	0	0	0
	Helena (R-MIL)	20	.278	37	126	12	35	6	1	1	16	6	16	4	5	.311	.365	.676	0	3	0	3
19	Rocky Mountain (R-MIL)	21	.283	*67	*233	*37	*66	13	2	0	*27	*30	30	*21	6	*.373	.356	.729	*5	0	3	11
20	DID NOT PLAY -- NO MILB SEASON																					
21	Richmond (AA-SF)	23	.280	43	132	18	37	7	1	0	9	7	31	6	3	.319	.348	.667	2	0	3	6
22	Milwaukee (Ind.)	24	+374	93	*372	73+139	*26	4	3	56	40	46	22	7	*.435	.489	*.925	3	2	3	10	
23	Milwaukee (Ind.)	25	+370	90	359	+94*133	24	2	11	*67	*64	54	+71	11	+464	*.540	*1.004	3	2	5	8	
Independent League Totals			.372	184	731	167	272	50	6	14	123	104	100	93	18	.450	.514	.964	6	4	8	18
Minor League Totals			.279	250	802	119	224	34	10	2	81	86	100	47	23	.354	.354	.708	10	6	7	34

* Led Team

+ Led League

**TOVALIN, Osvaldo****3B****HEIGHT/WEIGHT:** 6'0 / 224**BATS/THROWS:** L/R**BORN:** 10/31/1999 at San Diego, CA**COLLEGE:** Azusa Pacific (Calif.) University (2018-21)**HIGH SCHOOL:** Otay Ranch HS (Chula Vista, CA)**SIGNING SCOUT:** Mike Garciaparra**HOW OBTAINED:** Cardinals 10th round selection (301st overall) in the 2021 MLB Draft

CAREER NOTES - 2023: Ranked among Cardinals minor league leaders in doubles (T8th). **2022:** Ranked among Cardinals minor league leaders in RBI (4th) and hits (6th). **COLLEGE:** Won the ABCA Rawlings Gold Glove Award as a 3B in 2021...named the D2CCA Player of the Year and won the PacWest Triple

Crown in 2021, batting .387 with 15 HR and 52 RBI in 42 games...named First Team All-American as a sophomore in 2019 after he tied the PacWest single-season record for hits with 91...began the 2019 season with a 19-game hitting streak and had eight RBI in a playoff game against Cal Poly Pomona...named First Team All-PacWest in 2018 as a freshman.

MISC: Brother, Adrian, was selected by the Houston Astros in the 16th round of the 2017 MLB Draft.

PRONUNCIATION: TOE-vahl-in

YR	CLUB	AGE	AVG	G	AB	R	H	2B	3B	HR	RBI	BB	SO	SB	CS	OBP	SLG	OPS	HP	SH	SF	E	
21	Palm Beach (A)	21	.269	32	108	16	29	6	1	2	16	4	27	0	1	.313	.398	.711	3	0	0	8	
22	Palm Beach (A)	22	*.313	56	217	28	68	9	2	4	32	17	38	0	1	.378	.429	.807	6	0	1	5	
	Peoria (A+)	22	.211	64	246	25	52	8	1	7	37	19	46	2	4	.282	.337	.619	6	1	2	6	
23	Peoria (A+)	23	.239	117	431	50	103	24	3	7	62	19	79	8	3	.290	.357	.647	13	0	3	18	
Minor League Totals			.251	269	1002	119	252	47	7	20	147	59	190	10	9	.310	.372	.682	28	1	0	6	37

**TROGRLIC-IVERSON, Nick****RHP****HEIGHT/WEIGHT:** 6'1 / 201**BATS/THROWS:** R/R**BORN:** 10/3/1997 at Oakville, Ontario, Canada**COLLEGE:** Gonzaga (Wash.) University (2019-20), Central Arizona CC (2017-18)**HIGH SCHOOL:** Abbey Park HS (Oakville, Ontario, Canada)**SIGNING SCOUT:** Mauricio Rubio**HOW OBTAINED:** Signed by the Cardinals as a non-drafted minor league free-agent on 6/16/2020

CAREER NOTES - 2023: Ranked among Cardinals minor league leaders in appearances (T10th).

COLLEGE: Named Vaqueros Male Athlete of the Year as a sophomore at Central Arizona CC.

PRONUNCIATION: TROE-ger-lik

YR	CLUB	AGE	W-L	ERA	G	GS	SV	IP	H	R	ER	HR	HB	BB	SO	WHIP	AVG	WP	SO%	BB%	BF	
20	DID NOT PITCH -- NO MiLB SEASON																					
21	Palm Beach (A)	23	0-1	2.25	3	3	0	16.0	11	6	4	1	1	5	11	1.00	.208	0	18.3	8.3	60	
	Peoria (A+)	23	*6-5	5.10	21	11	0	67.0	92	41	38	9	3	24	50	1.73	.333	2	16.3	7.8	307	
22	Peoria (A+)	24	4-4	3.33	31	0	4	70.1	62	29	26	4	4	17	67	1.12	.360	3	23.0	5.8	291	
23	Springfield (AA)	25	4-5	4.87	41	0	0	64.2	69	48	35	7	9	29	55	1.52	.273	4	18.6	9.8	296	
Minor League Totals		14-15		4.25	96	14	4	218.0	234	124	103	21	17	75	183	1.42	.275	8	19.2	7.9	954	

VARGAS, Giovanni**RHP****HEIGHT/WEIGHT:** 6'1 / 190**BATS/THROWS:** R/R**BORN:** 3/3/2006 at Durango, Mexico**HOW OBTAINED:** Signed by the Cardinals as an International free-agent on 1/15/2023

YR	CLUB	AGE	W-L	ERA	G	GS	SV	IP	H	R	ER	HR	HB	BB	SO	WHIP	AVG	WP	SO%	BB%	BF
23	DSL Cardinals	17	1-2	5.50	14	1	1	18.0	22	15	11	0	1	11	24	1.83	.310	5	28.2	12.9	85

VARGAS, Miguel Alejandro**OF****HEIGHT/WEIGHT:** 6'1 / 195**BATS/THROWS:** L/L**BORN:** 3/14/2004 at Caracas, Venezuela**HOW OBTAINED:** Signed by the Cardinals as an International free-agent on 1/19/2021

YR	CLUB	AGE	AVG	G	AB	R	H	2B	3B	HR	RBI	BB	SO	SB	CS	OBP	SLG	OPS	HP	SH	SF	E
21	DSL Cardinals Red	17	.229	27	83	10	19	1	0	1	12	10	25	2	0	.312	.277	.589	0	0	0	2
22	DSL Cardinals	18	.211	37	133	21	28	2	1	7	27	16	42	6	2	.296	.398	.694	1	0	2	4
23	FCL Cardinals	19	.123	31	81	7	10	3	0	1	9	18	32	2	0	.283	.198	.481	0	0	0	2
Minor League Totals			.192	95	297	38	57	6	1	9	48	44	99	10	2	.297	.310	.607	1	0	2	8

* Led Team

+ Led League

**VELASQUEZ, Facundo****OF****HEIGHT/WEIGHT:** 6'2 / 183**BATS/THROWS:** S/R**BORN:** 1/16/2006 at Chaguarama, Venezuela**HOW OBTAINED:** Signed by the Cardinals as an International free-agent on 1/15/2023

YR	CLUB	AGE	AVG	G	AB	R	H	2B	3B	HR	RBI	BB	SO	SB	CS	OBP	SLG	OPS	HP	SH	SF	E
23	DSL Cardinals	17	.185	42	146	16	27	4	2	*4	15	*26	66	4	0	.320	.322	.642	3	0	0	4

**VILLANUEVA, Victor****RHP****HEIGHT/WEIGHT:** 6'2 / 202**BATS/THROWS:** R/R**BORN:** 3/26/2001 at Boca Chica, Dominican Republic**HOW OBTAINED:** Signed by the Cardinals as an International free-agent on 7/3/2018

CAREER NOTES - 2022: Ranked among FCL leaders in wins (T4th). **2019:** Ranked among Cardinals minor league leaders in WHIP (1.03, 3rd). **2018:** Pitched 1.1 innings in relief in the Dominican Summer League playoffs.

YR	CLUB	AGE	W-L	ERA	G	GS	SV	IP	H	R	ER	HR	HB	BB	SO	WHIP	AVG	WP	SO%	BB%	BF	
18	DSL Cardinals Blue	17	1-0	2.45	9	0	0	11.0	10	4	3	1	1	4	5	1.27	.270	2	11.9	9.5	42	
19	DSL Cardinals Blue	18	3-2	1.64	21	0	3	33.0	27	13	6	0	4	5	16	*0.97	.231	5	12.3	3.8	130	
	DSL Cardinals Red	18	0-1	INF	1	0	0	0.0	1	1	0	0	0	1	0	INF	1.000	0	0.0	33.3	3	
20	DID NOT PITCH -- NO MiLB SEASON																					
21	FCL Cardinals	20	2-2	5.75	16	0	0	20.1	27	16	13	6	2	8	15	1.72	.310	1	15.3	8.2	98	
22	FCL Cardinals	21	*5-1	2.86	15	0	1	22.0	15	8	7	3	3	10	31	1.14	.185	1	33.0	10.6	94	
23	Palm Beach (A)	22	1-1	24.30	4	0	0	3.1	6	9	9	2	1	4	2	3.00	.375	2	9.5	19.0	21	
	FCL Cardinals	22	0-3	7.76	12	6	0	26.2	27	23	23	0	2	21	28	1.80	.265	7	22.2	16.7	126	
Minor League Totals			12-10	4.72	78	6	4	116.1	113	74	61	12	13	53	97	1.43	.256	18	18.9	10.3	514	

**VILLARROEL, Miguel****INF****HEIGHT/WEIGHT:** 6'0 / 165**BATS/THROWS:** R/R**BORN:** 12/23/2001 at Guiria, Venezuela**HOW OBTAINED:** Acquired during the Triple-A Phase of the Rule 5 Draft from the Texas Rangers on 12/6/2023**MISC:** Originally signed as an International free-agent by the Texas Rangers on 7/4/2019.

YR	CLUB	AGE	AVG	G	AB	R	H	2B	3B	HR	RBI	BB	SO	SB	CS	OBP	SLG	OPS	HP	SH	SF	E
20	DID NOT PLAY -- NO MiLB SEASON																					
21	DSL Rangers 2	19	.302	50	182	28	*55	8	2	2	30	18	21	6	2	.376	.401	.777	4	0	1	3
22	ACL Rangers	20	.351	15	57	18	20	6	0	1	11	7	5	1	1	.433	.509	.942	2	0	1	2
	Down East (A-TEX)	20	.323	38	130	22	42	6	0	1	23	17	22	8	3	.405	.392	.797	1	1	0	4
23	Down East (A-TEX)	21	.231	68	260	32	60	12	1	4	36	12	56	18	0	.271	.331	.602	4	0	4	8
	ACL Rangers	21	.250	3	8	1	2	0	0	0	3	0	1	0	0	.250	.250	.500	0	0	0	0
Minor League Totals			.281	174	637	101	179	32	3	8	103	54	105	33	6	.345	.378	.723	11	1	6	17

**WILLIS, Alec****RHP****HEIGHT/WEIGHT:** 6'5 / 227**BATS/THROWS:** R/R**BORN:** 3/30/2003 at Denver, CO**HIGH SCHOOL:** Regis Jesuit HS (Aurora, CO)**SIGNING SCOUT:** Mauricio Rubio**HOW OBTAINED:** Cardinals 7th round selection (211th overall) in the 2021 MLB Draft

CAREER NOTES - 2023: Rated as the No. 17 prospect in the Cardinals organization entering the season by *Baseball America*. **2022:** Rated as the No. 23 prospect in the Cardinals organization entering the season by *Baseball America*. **PREP:** Went 3-1 with a 0.72 ERA and 54 strikeouts in 29.0 innings for Regis Jesuit in his senior season in 2021...underwent ulnar nerve decompression surgery in 2020...Led Regis to the 2019

5A Colorado State Championship with a 1.53 ERA in nine outings.

YR	CLUB	AGE	W-L	ERA	G	GS	SV	IP	H	R	ER	HR	HB	BB	SO	WHIP	AVG	WP	SO%	BB%	BF
21	FCL Cardinals	18	0-0	0.00	1	1	0	1.0	0	0	0	0	0	0	1	0.00	.000	0	33.3	0.0	3
22	FCL Cardinals	19	0-1	1.59	6	4	0	11.1	6	3	2	1	1	2	16	0.71	.140	1	34.8	4.3	46
23								DID NOT PITCH -- INJURY													
Minor League Totals			0-1	1.46	7	5	0	12.1	6	3	2	1	1	2	17	0.65	.130	1	34.7	4.1	49

**WINQUEST, Cade****RHP****HEIGHT/WEIGHT:** 6'1 / 218**BATS/THROWS:** R/R**BORN:** 4/30/2000 at Fort Worth, TX**COLLEGE:** University of Texas-Arlington (2019-22)**HIGH SCHOOL:** V.R. Eaton HS (Fort Worth, TX)**SIGNING SCOUT:** Pete Parise**HOW OBTAINED:** Cardinals 8th round selection (247th overall) in the 2022 MLB Draft**CAREER NOTES - 2024:** Participated in early workouts and seminars as part of the team's STEP Camp.**MISC:** Played for the Chatham Anglers in the 2021 Cape Cod League.

YR	CLUB	AGE	W-L	ERA	G	GS	SV	IP	H	R	ER	HR	HB	BB	SO	WHIP	AVG	WP	SO%	BB%	BF
23	Palm Beach (A)	23	3-7	4.87	24	13	0	77.2	70	47	42	6	6	35	81	1.35	.241	4	24.2	10.4	335

**WORLEY, Christian****RHP****HEIGHT/WEIGHT:** 6'1 / 211**BATS/THROWS:** R/R**BORN:** 6/14/2002 at Durham, NC**COLLEGE:** Virginia Polytechnic Institute and State University (2021-23)**HIGH SCHOOL:** Halifax County HS (South Boston, VA)**SIGNING SCOUT:** TC Calhoun**HOW OBTAINED:** Cardinals 9th round selection (275th overall) in the 2023 MLB Draft

YR	CLUB	AGE	W-L	ERA	G	GS	SV	IP	H	R	ER	HR	HB	BB	SO	WHIP	AVG	WP	SO%	BB%	BF
2024 WILL BE HIS FIRST PROFESSIONAL SEASON																					

YANEZ, Omar**RHP****HEIGHT/WEIGHT:** 6'3 / 209**BATS/THROWS:** R/R**BORN:** 12/7/2002 at Caracas, Venezuela**HOW OBTAINED:** Signed by the Cardinals as an International free-agent on 10/18/2019**CAREER NOTES - 2022:** Ranked among Cardinals minor league leaders in SO/9 IP (12.1, 10th).

YR	CLUB	AGE	W-L	ERA	G	GS	SV	IP	H	R	ER	HR	HB	BB	SO	WHIP	AVG	WP	SO%	BB%	BF
20								DID NOT PITCH -- NO MiLB SEASON													
21	DSL Cardinals Red	18	0-2	3.93	17	0	3	18.1	16	14	8	1	1	15	14	1.69	.235	2	16.5	17.6	85
22	DSL Cardinals	19	3-2	3.34	19	0	3	29.2	32	12	11	3	2	18	40	1.69	.291	7	29.6	13.3	135
23	FCL Cardinals	20	*3-3	5.25	17	0	1	24.0	31	15	14	1	1	10	26	1.71	.313	3	23.2	8.9	112
Minor League Totals			6-7	4.13	53	0	7	72.0	79	41	33	5	4	43	80	1.69	.285	12	24.1	13.0	332

* Led Team

+ Led League

**YEAGER, Ryan (R.J.)****3B/1B****HEIGHT/WEIGHT:** 6'3 / 201**BATS/THROWS:** R/R**BORN:** 10/2/1998 at Panama City, FL**COLLEGE:** Mississippi State University (2022), Mercer (Ga.) University (2018-21)**HIGH SCHOOL:** Mosley HS (Lynn Haven, FL)**SIGNING SCOUT:** Keanan Lamb**HOW OBTAINED:** Signed by the Cardinals as a non-drafted minor league free-agent on 7/19/22**CAREER NOTES - 2024:** Participated in early workouts and seminars as part of the team's STEP Camp.**2023:** Ranked among Cardinals minor league leaders in doubles (T1st), hits (4th), runs (6th), OPS (.834, 7th), batting average (.290, 8th), slugging pct. (.459, 8th), triples (T9th), home runs (10th) and RBI (10th).**COLLEGE:** Transferred to Mississippi State for his fifth season after spending the first four years at Mercer University...named Third Team All-American and First Team All-SEC...All-SoCon First Team in 2021...SoCon Freshman of the Year in 2018.**MISC:** Father, Ryan, was drafted out of high school by the Boston Red Sox in the 29th round of the 1997 MLB Draft.

YR	CLUB	AGE	AVG	G	AB	R	H	2B	3B	HR	RBI	BB	SO	SB	CS	OBP	SLG	OPS	HP	SH	SF	E
22	Palm Beach (A)	23	.289	28	97	17	28	4	1	3	18	9	19	2	0	.360	.443	.803	3	0	2	5
23	Palm Beach (A)	24	.296	66	240	44	71	18	3	6	38	33	36	5	0	.392	.471	.863	7	0	3	6
	Peoria (A+)	24	.283	60	233	41	66	12	1	8	27	21	39	12	2	.356	.446	.802	6	1	1	4
Minor League Totals			.289	154	570	102	165	34	5	17	83	63	94	19	2	.373	.456	.829	16	1	6	15

YNFANTE, Nelfy**RHP****HEIGHT/WEIGHT:** 6'3 / 188**BATS/THROWS:** R/R**BORN:** 2/1/2005 at Pimentel, Dominican Republic**HOW OBTAINED:** Signed by the Cardinals as an International free-agent on 1/15/2022**CAREER NOTES - 2023:** Ranked among Cardinals minor league leaders in WHIP (9th)..was one of eight members of the fourth high school graduating class at the Cardinals Dominican Academy. **2022:** Ranked among Cardinals minor league leaders in ERA (1.96, 3rd).

YR	CLUB	AGE	W-L	ERA	G	GS	SV	IP	H	R	ER	HR	HB	BB	SO	WHIP	AVG	WP	SO%	BB%	BF
22	DSL Cardinals	17	3-0	*1.96	11	8	0	41.1	33	15	9	1	3	19	39	1.26	*.219	2	22.3	10.9	175
23	DSL Cardinals	18	*3-1	4.50	9	*9	0	30.0	27	17	15	2	4	11	34	1.27	*.241	4	26.6	8.6	128
Minor League Totals			6-1	3.03	20	17	0	71.1	60	32	24	3	7	30	73	1.26	.228	6	24.1	9.9	303

ZULUETA, Earle**RHP****HEIGHT/WEIGHT:** 6'3 / 215**BATS/THROWS:** R/R**BORN:** 12/20/2006 at Havana, Cuba**HOW OBTAINED:** Signed by the Cardinals as an International free-agent on 1/15/2024


YR	CLUB	AGE	W-L	ERA	G	GS	SV	IP	H	R	ER	HR	HB	BB	SO	WHIP	AVG	WP	SO%	BB%	BF
2024 WILL BE HIS FIRST PROFESSIONAL SEASON																					

2024 OFFICIAL  MEDIA GUIDE

St. Louis Cardinals



2023 SEASON IN REVIEW





2023 FINAL STANDINGS

N.L. EAST

	W	L	PCT.	GB
ATLANTA*	104	58	.642	-
PHILADELPHIA#	90	72	.556	14.0
MIAMI#	84	78	.519	20.0
NEW YORK	75	87	.463	29.0
WASHINGTON	71	91	.438	33.0

N.L. CENTRAL

	W	L	PCT.	GB
MILWAUKEE*	92	70	.568	-
CHICAGO	83	79	.512	9.0
CINCINNATI	82	80	.506	10.0
PITTSBURGH	76	86	.469	16.0
ST. LOUIS	71	91	.438	21.0

N.L. WEST

	W	L	PCT.	GB
LOS ANGELES*	100	62	.617	-
ARIZONA#	84	78	.519	16.0
SAN DIEGO	82	80	.506	18.0
SAN FRANCISCO	79	83	.488	21.0
COLORADO	59	103	.364	41.0

* Division winner

Wild Card

A.L. EAST

	W	L	PCT.	GB
BALTIMORE*	101	61	.623	-
TAMPA BAY#	99	63	.611	2.0
TORONTO#	89	73	.549	12.0
NEW YORK	82	80	.506	19.0
BOSTON	78	84	.481	23.0

A.L. CENTRAL

	W	L	PCT.	GB
MINNESOTA*	87	75	.537	-
DETROIT	78	84	.481	9.0
CLEVELAND	76	86	.469	11.0
CHICAGO	61	101	.377	26.0
KANSAS CITY	56	106	.346	31.0

A.L. WEST

	W	L	PCT.	GB
HOUSTON*	90	72	.556	-
TEXAS#	90	72	.556	-
SEATTLE	88	74	.543	2.0
LOS ANGELES	73	89	.451	17.0
OAKLAND	50	112	.309	40.0

2023 CARDINALS VS. OPPONENTS

N.L. EAST

	Home		Road		Totals	
	W	L	W	L	W	L
Atlanta	0	3	2	1	2	4
Miami	3	0	1	3	4	3
New York	1	3	2	1	3	4
Philadelphia	1	2	0	3	1	5
Washington	2	1	2	1	4	2
TOTALS	7	9	7	9	14	18

N.L. CENTRAL

	Home		Road		Totals	
	W	L	W	L	W	L
Chicago	2	4	3	4	5	8
Cincinnati	3	3	4	3	7	6
Milwaukee	3	4	2	4	5	8
Pittsburgh	3	4	1	5	4	9
TOTALS	11	15	10	16	21	31

N.L. WEST

	Home		Road		Totals	
	W	L	W	L	W	L
Arizona	1	2	2	1	3	3
Colorado	1	2	2	1	3	3
Los Angeles	3	1	0	3	3	4
San Diego	2	1	1	2	3	3
San Francisco	0	3	1	3	1	6
TOTALS	7	9	6	10	13	19

A.L. EAST

	Home		Road		Totals	
	W	L	W	L	W	L
Baltimore	0	0	2	1	2	1
Boston	0	0	3	0	3	0
New York	2	1	0	0	2	1
Tampa Bay	0	0	2	1	2	1
Toronto	2	1	0	0	2	1
TOTALS	4	2	7	2	11	4

A.L. CENTRAL

	Home		Road		Totals	
	W	L	W	L	W	L
Chicago	0	0	2	1	2	1
Cleveland	0	0	1	2	1	2
Detroit	1	2	0	0	1	2
Kansas City	1	1	1	1	2	2
Minnesota	1	2	0	0	1	2
TOTALS	3	5	4	4	7	9

A.L. WEST

	Home		Road		Totals	
	W	L	W	L	W	L
Houston	1	2	0	0	1	2
Los Angeles	0	3	0	0	0	3
Oakland	2	1	0	0	2	1
Seattle	0	0	1	2	1	2
Texas	0	0	1	2	1	2
TOTALS	3	6	2	4	5	10
OVERALL TOTALS	35	46	36	45	71	91



2023 CARDINALS WON-LOST BREAKDOWN

	Home		Road		Totals	
	W	L	W	L	W	L
Shutouts	4	7	6	6	10	13
Shutouts - Individual	0	0	0	1	0	1
Extra Innings	3	5	3	1	6	6
One-Run Decisions	8	12	9	14	17	26
Two-Run Decisions	6	5	7	6	13	11
vs. LH Starters	8	14	9	11	17	25
vs. RH Starters	27	32	27	34	54	66
Grass Fields	34	45	30	38	64	83
Artificial Fields	1	1	6	7	7	8
Day Games	17	11	12	14	29	25
Night Games	18	35	24	31	42	66
March	0	1	0	0	0	1
April	5	7	5	11	10	18
May	7	8	8	5	15	13
June	3	8	5	7	8	15
July	8	4	6	9	14	13
August	7	9	4	7	11	16
September	4	8	8	7	12	15
October	1	0	0	0	1	0

	WON	LOST
Starters	43	64
Relievers	28	27
Streaks	6	8

DOUBLE-HEADERS	WON	LOST	SPLIT
Home	0	0	1
Road	0	0	0

	ST. LOUIS	OPPONENTS
Double Plays	154	140
Triple Plays	0	0
Errors	67	76
Left On Base	1183	1172
Grand Slam HR	3	6
Home Runs - Home	103	90
Home Runs - Road	106	89

2023 CARDINALS RECORD WHEN

Scoring first	51-28
Opponent scores first	20-63
Scoring 4 or more runs	59-28
Scoring 3 runs	6-18
Scoring 2 or fewer runs	6-45
Scoring in 3 or fewer innings	44-82
Scoring in 4 or more innings	27-9
First game of Series	16-36
Last game of Series	31-21
First game of road trip	3-9
Last game of road trip	7-5
First game of homestand	4-9
Last game of homestand	9-4
Following off-days	8-13
Final at-bat decisions	15-16
Come-from-behind wins/losses	27-35
Walk-off wins/losses	3-5

Out-hit opponents	39-16
Out-hit by opponents	17-72
Errorless games	56-59
Extra innings	6-6
Shutouts	10-13
Leading after 7 innings	55-7
Tied after 7 innings	12-7
Trailing after 7 innings	4-77
Leading after 8 innings	59-5
Tied after 8 innings	7-7
Trailing after 8 innings	5-79
Runs via HR	334
Opponent runs via HR	289
Review Challenges	25-22

By Day:	
Monday	7-12
Tuesday	12-13
Wednesday	12-12
Thursday	6-10
Friday	4-20
Saturday	14-14
Sunday	16-10
By Month:	
Spring	17-7-5
March	0-1
April	10-18
May	15-13
June	8-15
July	14-13
August	11-16
September	12-15
October	1-0

By Series:	
Won: 21	Split: 5
Lost: 26	Sweeps: 2-6

SCORING BY INNING

	1	2	3	4	5	6	7	8	9	10	11	12+	Total
CARDINALS	89	92	107	78	65	71	65	85	55	9	3	0	719
OPPONENTS	113	88	96	82	87	100	108	75	66	14	0	0	829

MARGIN OF VICTORY

	1	2	3	4	5	6	7	8	9	10	11	12+	Total
CARDINALS	17	13	16	10	5	4	1	2	2	0	0	1	238
OPPONENTS	26	11	15	12	8	6	3	3	0	2	2	3	348

2023 CARDINALS DAY BY DAY

Date	Team	H/R D/N	Score	Winner-Loser-Save	ATT	W-L	STD	GA/GB
3/30	TOR	H/D	L, 10-9	Y.Garcia-Helsley-Romano	#47,649	0-1	T-3rd	-1.0
3/31				OPEN DATE		0-1	T-3rd	-1.0
MARCH TOTALS					47,649	0-1	T-3rd	-1.0
4/1	TOR	H/D	W, 4-1	Flaherty-Gausman-Helsley	44,461	1-1	T-1st	---
4/2	TOR	H/D	W, 9-4	Montgomery-Bassitt	#45,525	2-1	T-1st	---
4/3	ATL	H/N	L, 8-4	Morton-Woodford	37,689	2-2	T-3rd	-1.0
4/4	ATL	H/N	L, 4-1	Dodd-Matz-Minter	36,501	2-3	T-4th	-2.0
4/5	ATL	H/D	L, 5-2	Elder-Mikolas-Chavez	36,300	2-4	5th	-3.0
4/6				OPEN DATE		2-4	5th	-3.0
4/7	MIL	R/N	L, 4-0	Woodruff-Flaherty	28,459	2-5	5th	-4.0
4/8	MIL	R/N	W, 6-0	Montgomery-Lauer	#43,077	3-5	5th	-3.0
4/9	MIL	R/D	L, 6-1	Peralta-Woodford	27,701	3-6	5th	-4.0
4/10	COL	R/N	L, 7-4	Marquez-Matz	24,092	3-7	5th	-4.0
4/11	COL	R/N	W, 9-6	Gallegos-P.Johnson-Helsley	25,399	4-7	5th	-4.0
4/12	COL	R/D	W, 7-4	Pallante-Lawrence-Hesley	22,250	5-7	4th	-3.0
4/13	PIT	H/N	L, 5-0	Velasquez-Montgomery	37,805	5-8	5th	-4.0
4/14	PIT	H/N	W, 3-0	Thompson-Oviedo-Gallegos	40,637	6-8	4th	-4.0
4/15	PIT	H/D	L, 6-3 (10)	Bednar-Hicks-Moreta	40,042	6-9	5th	-4.0
4/16	PIT	H/D	W, 5-4 (10)	VerHagen-Crowe	40,346	7-9	4th	-4.0
4/17	ARI	H/N	L, 6-3	Kelly-Flaherty-Chafin	36,405	7-10	5th	-5.0
4/18	ARI	H/N	L, 8-7	K.Nelson-Montgomery-Castro	36,028	7-11	5th	-6.0
4/19	ARI	H/D	W, 14-3	Woodford-Bumgarner	39,068	8-11	4th	-6.0
4/20				OPEN DATE		8-11	4th	-6.0
4/21	SEA	R/N	L, 5-2	Kirby-Matz-Sewald	29,633	8-12	4th	-6.0
4/22	SEA	R/N	L, 5-4	Brash-Thompson-Sewald	38,732	8-13	4th	-7.0
4/23	SEA	R/D	W, 7-3	Flaherty-Flexen	36,249	9-13	4th	-6.5
4/24	SF	R/N	L, 4-0	COBB-Montgomery	20,203	9-14	4th	-7.0
4/25	SF	R/N	L, 5-4	Hjelle-Helsley	20,797	9-15	T-4th	-7.0
4/26	SF	R/N	L, 7-3	DeSclafani-Hicks-Doval	21,748	9-16	5th	-8.0
4/27	SF	R/D	W, 6-0	Mikolas-Webb	23,397	10-16	5th	-8.0
4/28	LAD	R/N	L, 7-3	May-Flaherty	48,138	10-17	5th	-8.5
4/29	LAD	R/N	L, 1-0	Kershaw-Montgomery-Graterol	48,763	10-18	5th	-10.0
4/30	LAD	R/D	L, 6-3	Syndergaard-Thompson-Phillips	#52,304	10-19	5th	-10.0
APRIL TOTALS					470,807	10-18	5th	-10.0
5/1				OPEN DATE		10-19	5th	-10.0
5/2	LAA	H/N	L, 5-1	Sandoval-Matz	37,048	10-20	5th	-10.0
5/3	LAA	H/N	L, 6-4	Tepera-Gallegos-Estevez	42,148	10-21	5th	-10.0
5/4	LAA	H/D	L, 11-7	Canning-Flaherty	40,508	10-22	5th	-10.0
5/5	DET	H/N	L, 5-4	Boyd-Hicks-Lange	36,359	10-23	5th	-10.0
5/6	DET	H/D	L, 6-5 (10)	Cisnero-Gallegos	39,512	10-24	5th	-10.0
5/7	DET	H/D	W, 12-6	VerHagen-Englert	44,465	11-24	5th	-9.0
5/8	CHI	R/N	W, 3-1	Cabrera-Stroman-Helsley	30,937	12-24	5th	-9.0
5/9	CHI	R/N	W, 6-4	Stratton-Assad-Gallegos	32,693	13-24	5th	-8.0
5/10	CHI	R/N	L 10-4	Steele-Montgomery	36,413	13-25	5th	-8.0
5/11				OPEN DATE		13-25	5th	-8.0
5/12	BOS	R/N	W, 8-6	Helsley-Jansen	34,533	14-25	5th	-7.5
5/13	BOS	R/D	W, 4-3	Pallante-Jansen-Gallegos	#35,935	15-25	5th	-7.5
5/14	BOS	R/N	W, 9-1	Mikolas-Kluber	27,732	16-25	5th	-7.5
5/15	MIL	H/N	W, 18-1	Flaherty-Peralta	34,548	17-25	5th	-6.5
5/16	MIL	H/N	L, 3-2	Payamps-Montgomery-Williams	34,655	17-26	5th	-7.5
5/17	MIL	H/N	W, 3-0	Liberatore-Burnes-Helsley	35,433	18-26	5th	-6.5
5/18	LAD	H/N	W, 16-8	Wainwright-Urias	36,982	19-26	5th	-6.0
5/19	LAD	H/N	L, 5-0	Gonsolin-Matz	#44,744	19-27	5th	-6.0
5/20	LAD	H/N	W, 6-5	Helsley-V.Gonzalez-Gallegos	#45,177	20-27	T-4th	-5.0
5/21	LAD	H/D	W, 10-5	VerHagen-Kershaw	#44,721	21-27	T-3rd	-5.0
5/22	CIN	R/N	L, 6-5 (10)	Gibaut-Helsley	9,194	21-28	T-4th	-5.0
5/23	CIN	R/N	W, 8-5	Wainwright-Ashcraft-Helsley	14,159	22-28	4th	-5.0
5/24	CIN	R/N	L, 10-3	Lively-Matz	12,626	22-29	T-4th	-6.0

2023 CARDINALS DAY BY DAY

Date	H/R		Score	Winner-Loser-Save	ATT	W-L	STD	GA/GB
	Team	D/N						
5/25	CIN	R/D	W, 2-1	Mikolas-Sims-Gallegos	15,978	23-29	4th	-5.0
5/26	CLE	R/N	L, 4-3	Bieber-Liberatore-Clase	31,303	23-30	T-4th	-5.0
5/27	CLE	R/N	W, 2-1 (10)	Helsley-Sandlin-Gallegos	32,224	24-30	T-3rd	-4.0
5/28	CLE	R/D	L, 4-3	Curry-Helsley	27,398	24-31	4th	-5.0
5/29	KC	H/D	L, 7-0	Mayers-Wainwright	#45,911	24-32	5th	-5.5
5/30	KC	H/N	W, 2-1	Mikolas-Hernandez-Gallegos	38,406	25-32	5th	-4.5
5/31				OPEN DATE		25-32	T-4th	-5.0
				MAY TOTALS	600,617	15-13	T-4th	-5.0
6/1				OPEN DATE		25-32	T-4th	-4.5
6/2	PIT	R/N	L, 7-5	Ramirez-Gallegos-Bednar	24,388	25-33	5th	-5.5
6/3	PIT	R/D	L, 4-3	Moreta-Montgomery-Bednar	29,161	25-34	5th	-6.5
6/4	PIT	R/D	L, 2-1	Hill-Mikolas-Bendar	22,947	25-35	5th	-7.5
6/5	TEX	R/N	L, 4-3	W.Smith-Cabrera	25,161	25-36	5th	-8.0
6/6	TEX	R/N	L, 6-4	Dunning-Liberatore-W.Smith	28,151	25-37	5th	-8.5
6/7	TEX	R/N	W, 1-0	Hicks-J.Gray	30,251	26-37	5th	-8.5
6/8				OPEN DATE		26-37	5th	-8.0
6/9	CIN	H/N	W, 7-4	Montgomery-Lively-Gallegos	43,238	27-37	5th	-7.0
6/10	CIN	H/D	L, 8-4	Abbott-Mikolas	#45,246	27-38	5th	-7.0
6/11	CIN	H/D	L, 4-3	Gibaut-Hicks-Diaz	42,445	27-39	5th	-8.0
6/12	SF	H/N	L, 4-3	Webb-Stratton-Doval	40,886	27-40	5th	-8.5
6/13	SF	H/N	L, 11-3	Jackson-Flaherty-Winn	40,917	27-41	5th	-8.5
6/14	SF	H/D	L, 8-5 (10)	Ty. Rogers-Matz-Doval	39,165	27-42	5th	-8.5
6/15				OPEN DATE		27-42	5th	-8.0
6/16	NYM	R/N	L, 6-1	Megill-Mikolas	33,948	27-43	5th	-8.5
6/17	NYM	R/D	W, 5-3	Wainwright-Senga-Hicks	39,143	28-43	5th	-8.5
6/18	NYM	R/D	W, 8-7	VerHagen-Ottavino-Hicks	#43,110	29-43	5th	-8.5
6/19	WSH	R/D	W, 8-6	Flaherty-J.Gray-Hicks	19,997	30-43	5th	-8.0
6/20	WSH	R/N	W, 9-3	Montgomery-Gore	22,223	31-43	5th	-8.0
6/21	WSH	R/D	L, 3-0	T. Williams-Mikolas-Harvey	16,191	31-44	5th	-9.0
6/22				OPEN DATE		31-44	5th	-9.0
6/23				OPEN DATE		31-44	5th	-9.5
6/24^	CHI	H/N	L, 9-1	Steele-Wainwright	54,662	31-45	5th	-9.5
6/25^	CHI	H/D	W, 7-5	Woodford-Stroman-Hicks	55,565	32-45	5th	-8.5
6/26				OPEN DATE		32-45	5th	-8.5
6/27	HOU	H/N	W, 4-2	Montgomery-Valdez-Hicks	41,512	33-45	5th	-8.0
6/28	HOU	H/N	L, 10-7	S.Martinez-Gallegos-Pressly	41,452	33-46	5th	-9.0
6/29	HOU	H/N	L, 14-0	Frank-Wainwright	42,504	33-47	5th	-9.5
6/30	NYY	H/N		POSTPONED to 7/1 (rain)		33-47	5th	-10.0
				JUNE TOTALS	488,192	8-15	5th	-10.0
7/1	NYY	H/D	W, 11-4	Flaherty-Severino	#44,237	34-47	5th	-9.5
	NYY*	H/N	L, 6-2	King-Liberatore	#44,846	34-48	5th	-9.5
7/2	NYY	H/D	W, 5-1	Montgomery-Cole	#44,676	35-48	5th	-9.5
7/3	MIA	R/N	L, 5-4	Brazoban-Pallante-Puk	19,638	35-49	5th	-10.5
7/4	MIA	R/D	L, 15-2	Luzardo-Wainwright	16,347	35-50	5th	-11.5
7/5	MIA	R/N	L, 10-9	Puk-Hicks	9,911	35-51	5th	-12.5
7/6	MIA	R/N	W, 3-0	Flaherty-Pérez-Hicks	8,763	36-51	5th	-12.5
7/7	CWS	R/N	L, 8-7	Middleton-Leahy-Graveman	27,569	36-52	5th	-12.5
7/8	CWS	R/D	W, 3-0	Mikolas-Toussaint-Hicks	26,560	37-52	5th	-12.5
7/9	CWS	R/D	W, 4-3 (10)	Romero-Middleton	29,769	38-52	5th	-11.5
				PRE ALL-STAR TOTALS	1,740,454	38-52	5th	-11.5
7/10			All-Star Break		38-52	5th	-11.5	
7/11			All-Star Game - T-Mobile Park in Seattle, Washington		38-52	5th	-11.5	
7/12			All-Star Break		38-52	5th	-11.5	
7/13			All-Star Break		38-52	5th	-11.5	
7/14+	WSH	H/N	L, 7-5 (10)	Finnegan-Hicks-Harvey	42,042	38-53	5th	-11.5
7/15	WSH	H/N	W, 9-6	D.Hudson-Willingham	41,900	39-53	5th	-11.5
7/16	WSH	H/D	W, 8-4	Flaherty-J.Gray	42,626	40-53	5th	-11.5
7/17	MIA	H/N	W, 6-4	Mikolas-Floro-Hicks	35,619	41-53	T4th	-11.0



2023 CARDINALS DAY BY DAY

Date	Team	H/R	D/N	Score	Winner-Loser-Save	ATT	W-L	STD	GA/GB
7/18	MIA	H/N	H/N	W, 5-2 (10)	Romero-Puk	38,490	42-53	4th	-10.0
7/19	MIA	H/D	H/D	W, 6-4	Thompson-Alcantara-Stratton	35,906	43-53	4th	-10.0
7/20	CHI	R/N	R/N	W, 7-2	Matz-Stroman	34,251	44-53	4th	-10.0
7/21	CHI	R/D	R/D	L, 4-3	Steele-Flaherty-Alzolay	38,819	44-54	4th	-10.0
7/22	CHI	R/D	R/D	L, 8-6	Palencia-Thompson-Alzolay	40,425	44-55	4th	-11.0
7/23	CHI	R/D	R/D	L, 7-1	Taillon-Montgomery	38,223	44-56	4th	-11.0
7/24	ARI	R/N	R/N	W, 10-6	Gallegos-Chafin	23,184	45-56	4th	-11.0
7/25	ARI	R/N	R/N	L, 3-1	K. Nelson-Romero-Chafin	23,572	45-57	4th	-11.0
7/26	ARI	R/D	R/D	W, 11-7	Pallante-Gallen	22,457	46-57	4th	-11.0
7/27	CHI	H/N	H/N	L, 10-3	Steele-Mikolas	#44,584	46-58	T-4th	-11.5
7/28	CHI	H/N	H/N	L, 3-2	Smyly-Montgomery-Alzolay	43,424	46-59	T-4th	-11.5
7/29	CHI	H/N	H/N	L, 5-1	Taillon-Wainwright	#44,877	46-60	5th	-11.5
7/30	CHI	H/N	H/N	W, 3-0	Matz-Hendricks-Romero	43,670	47-60	5th	-11.0
7/31					OPEN DATE		47-60	5th	-11.5
JULY TOTALS						546,897	14-13	5th	-11.5
8/1	MIN	H/N	H/N	L, 3-2	López-Mikolas-Duran	37,162	47-61	5th	-11.5
8/2	MIN	H/N	H/N	W, 7-3	D. Hudson-Ryan	34,332	48-61	5th	-10.5
8/3	MIN	H/N	H/N	L, 5-3	Gray-Liberatore-Duran	36,949	48-62	5th	-11.0
8/4	COL	H/N	H/N	L, 9-4	Flexen-Wainwright	38,559	48-63	5th	-11.0
8/5	COL	H/N	H/N	W, 6-2	Matz-Blach	38,121	49-63	5th	-11.0
8/6	COL	H/D	H/D	L, 1-0	Gomber-Thompson	40,051	49-64	5th	-11.0
8/7					OPEN DATE		49-64	5th	-11.5
8/8	TB	R/N	R/N	L, 4-2	Adam-Mikolas-Fairbanks	15,522	49-65	5th	-11.5
8/9	TB	R/N	R/N	W, 6-4	D. Hudson-Kelly-Gallegos	11,203	50-65	5th	-11.5
8/10	TB	R/N	R/N	W, 5-2	Liberatore-Littell	11,990	51-65	5th	-11.0
8/11	KC	R/N	R/N	L, 12-8	Zerpa-Wainwright	26,271	51-66	5th	-12.0
8/12	KC	R/N	R/N	W, 5-4	Matz-Ragans-Romero	37,016	52-66	5th	-12.0
8/13					OPEN DATE		52-66	5th	-12.5
8/14	OAK	H/N	H/N	W, 7-5	Romero-Felipe	34,793	53-66	T-4th	-12.0
8/15	OAK	H/N	H/N	W, 6-2	D. Hudson-Watkins	32,528	54-66	T-4th	-11.0
8/16	OAK	H/N	H/N	L, 8-0	Blackburn-Liberatore	33,146	54-67	T-4th	-11.0
8/17	NYM	H/N	H/N	L, 4-2	Quintana-Wainwright-Gott	36,155	54-68	5th	-11.0
8/18	NYM	H/N	H/N	L, 7-1	Lucchesi-Thompson	42,076	54-69	5th	-12.0
8/19	NYM	H/N	H/N	L, 13-2	Senga-Mikolas	40,303	54-70	5th	-13.0
8/20	NYM	H/D	H/D	W, 7-3	D. Hudson-Carrasco	37,470	55-70	5th	-13.0
8/21	PIT	R/N	R/N	L, 11-1	Falter-Rom	12,270	55-71	5th	-13.5
8/22	PIT	R/N	R/N	L, 6-3	Oviedo-Wainwright-Bednar	11,823	55-72	5th	-14.5
8/23	PIT	R/D	R/D	W, 6-4	Thompson-Ortiz-Romero	11,504	56-72	5th	-14.5
8/24					OPEN DATE		56-72	5th	-14.5
8/25	PHI	R/N	R/N	L, 7-2	C. Sanchez-Mikolas	34,118	56-73	5th	-15.5
8/26	PHI	R/N	R/N	L, 12-1	Wheeler-D.Hudson	#44,097	56-74	5th	-16.5
8/27	PHI	R/D	R/D	L, 3-0	Nola-Rom-Kimbrel	41,141	56-75	5th	-17.5
8/28	SD	H/N	H/N	L, 4-1	Snell-Wainwright-Hader	35,917	56-76	5th	-18.5
8/29	SD	H/N	H/N	W, 6-5 (10)	Romero-Hader	36,851	57-76	5th	-17.5
8/30	SD	H/D	H/D	W, 5-4	Pallante-Hader	32,583	58-76	5th	-16.5
8/31					OPEN DATE		58-76	5th	-16.5
AUGUST TOTALS						586,996	11-16	5th	-16.5
9/1	PIT	H/N	H/N	L, 4-2 (10)	Selby-Romero-Bednar	33,842	58-77	5th	-17.5
9/2	PIT	H/N	H/N	L, 7-6	Bolton-VerHagen-Bednar	38,276	58-78	5th	-18.5
9/3	PIT	H/D	H/D	W, 6-4	Thompson-Oviedo-Gallegos	35,856	59-78	5th	-17.5
9/4					OPEN DATE		59-78	5th	-17.0
9/5	ATL	R/N	R/N	W, 10-6	Mikolas-Soroka	33,553	60-78	5th	-17.0
9/6	ATL	R/N	R/N	W, 11-6	D.Hudson-Strider	35,514	61-78	5th	-16.0
9/7	ATL	R/N	R/N	L, 8-5	Fried-Wainwright	34,349	61-79	5th	16.5
9/8	CIN	R/N	R/N	W, 9-4	Liberatore-Abbott	29,870	62-79	5th	-16.5
9/9	CIN	R/N	R/N	W, 4-3	Thompson-Spiers-Helsley	#40,810	63-79	5th	-16.5
9/10	CIN	R/D	R/D	L, 7-1	Greene-Mikolas	31,190	63-80	5th	-16.5



2023 CARDINALS DAY BY DAY

Date	Team	H/R	D/N	Score	Winner-Loser-Save	ATT	W-L	STD	GA/GB
9/11	BAL	R/N	L, 11-5		Hall-D.Hudson	15,485	63-81	5th	-17.5
9/12	BAL	R/N	W, 5-2		Wainwright-Means-Helsley	15,526	64-81	5th	-17.5
9/13	BAL	R/N	W, 1-0		Rom-Gibson-Helsley	14,442	65-81	5th	-16.5
9/14					OPEN DATE		65-81	5th	-17.0
9/15	PHI	H/N	L, 5-4		Strahm-Thompson-Alvarado	42,166	65-82	5th	-18.0
9/16	PHI	H/N	L, 6-1		Suarez-Mikolas	42,817	65-83	5th	-19.0
9/17	PHI	H/D	W, 6-5		King-Dominguez-Helsley	40,996	66-83	5th	-18.0
9/18	MIL	H/N	W, 1-0		Wainwright-Peralta-Helsley	33,176	67-83	5th	-17.0
9/19	MIL	H/N	L, 7-3		Rea-Rom	35,760	67-84	5th	-18.0
9/20	MIL	H/N	L, 8-2		Houser-Thompson	37,008	67-85	5th	-19.0
9/21	MIL	H/D	L, 6-0		Miley-Mikolas	37,105	67-86	5th	-20.0
9/22	SD	R/N	L, 4-2		Suarez-Liberatore	#42,983	67-87	5th	-21.0
9/23	SD	R/N	W, 5-2 (11)		Lawrence-Barlow	#42,525	68-87	5th	-20.0
9/24	SD	R/D	L, 12-2		Wacha-Rom	#42,505	68-88	5th	-20.0
9/25					OPEN DATE		68-88	5th	-20.0
9/26	MIL	R/N	W, 4-1		Mikolas-Houser-Helsley	36,755	69-88	5th	-19.0
9/27	MIL	R/N	L, 3-2		Payamps-Barnes-Williams	31,256	69-89	5th	-20.0
9/28	MIL	R/D	L, 3-0		Teheran-D.Hudson-Small	29,185	69-90	5th	-21.0
9/29	CIN	H/N	L, 19-2		Williamson-Woodford-Spiers	38,964	69-91	5th	-22.0
9/30	CIN	H/N	W, 15-6		VerHagen-Phillips	39,923	70-91	5th	-21.0
					SEPTEMBER TOTALS	455,889	12-15	5th	-21.0
10/1	CIN	H/D	W, 4-3		Mikolas-Greene-Helsley	#44,614	71-91	5th	-21.0
					OCTOBER TOTALS	44,614	1-0	5th	-21.0
					POST ALL-STAR TOTALS	1,500,637	33-39	5th	-21.0
					SEASON TOTALS	3,241,091	71-91	5th	-21.0

NOTE: Pitchers' complete games in CAPS; Extra innings shown in parentheses;

^ Played at London Stadium in London, England

* indicates make-up game due to rain out

sellout

+ Suspended Game - completed on July 15



2023 CARDINALS FINAL STATISTICS

BATTING

BATTER	AVG	G	AB	R	H	TB	2B	3B	HR	RBI	SH-SF	HP	BB	IBB	SO	SB	CS	DP	OBP	SLG
Arenado, Nolan	.266	144	560	71	149	257	26	2	26	93	0-8	3	41-5	101	3	3	21	.315	.459	
Baker, Luken	.209	33	86	9	18	27	3	0	2	10	0-0	0	13-0	31	0	0	1	.313	.314	
Barrera, Tres	.000	6	2	0	0	0	0	0	0	0	0-0	0	0-0	0	0	0	0	.000	.000	
Burleson, Alec	.244	107	315	34	77	123	20	1	8	36	1-2	3	23-0	45	3	1	13	.300	.390	
Carlson, Dylan	.219	76	219	27	48	73	8	1	5	27	0-3	7	26-0	49	3	0	4	.318	.333	
Contreras, Willson	.264	125	428	55	113	200	27	0	20	67	1-2	13	51-0	111	6	3	12	.358	.467	
DeJong, Paul	.233	81	279	38	65	115	11	0	13	32	0-1	5	21-0	87	4	4	8	.297	.412	
Donovan, Brendan	.284	95	327	48	93	138	10	1	11	34	1-1	9	33-2	53	5	1	4	.365	.422	
Edman, Tommy	.248	137	479	69	119	191	25	4	13	47	3-4	7	35-1	84	27	4	9	.307	.399	
Fermin, José	.235	21	51	2	12	13	1	0	0	4	2-0	2	6-0	8	0	1	1	.339	.255	
Goldschmidt, Paul	.268	154	593	89	159	265	31	0	25	80	0-3	3	87-6	161	11	2	12	.363	.447	
Gorman, Nolan	.236	119	406	59	96	194	17	0	27	76	0-2	3	53-1	148	7	2	5	.328	.478	
Helsley, Ryan	.000	33	0	0	0	0	0	0	0	0	0-0	0	0-0	0	0	0	0	.000	.000	
Herrera, Iván	.297	13	37	6	11	13	2	0	0	4	0-0	2	5-0	11	0	0	1	.409	.351	
Knizner, Andrew	.241	70	224	30	54	95	11	0	10	31	1-1	3	12-0	62	2	0	8	.288	.424	
Lopez, Irving	.000	5	11	0	0	0	0	0	0	1	0-1	0	0-0	5	0	0	0	.000	.000	
Mercado, Óscar	.290	20	31	3	9	12	3	0	0	5	0-0	0	1-0	4	2	1	0	.313	.387	
Motter, Tyler	.171	29	76	3	13	16	3	0	0	2	0-0	1	5-0	31	0	0	0	.232	.211	
Naile, James	.000	10	0	0	0	0	0	0	0	0	0-0	0	0-0	0	0	0	0	.000	.000	
Nootbaar, Lars	.261	117	426	74	111	178	23	1	14	46	1-3	1	72-2	99	11	1	7	.367	.418	
O'Neill, Tyler	.231	72	238	27	55	96	14	0	9	21	0-0	0	28-0	67	5	0	5	.312	.403	
Palacios, Richie	.258	32	93	9	24	48	6	0	6	16	1-1	1	6-0	11	2	0	1	.307	.516	
Querecuto, Juniel	.100	9	20	2	2	3	1	0	0	0	0-0	0	1-0	6	0	0	0	.143	.150	
Romero, JoJo	.000	27	0	0	0	0	0	0	0	0	0-0	0	0-0	0	0	0	0	.000	.000	
Siani, Michael	.000	5	5	0	0	0	0	0	0	0	0-0	0	0-0	1	1	0	0	.000	.000	
Wainwright, Adam	.000	23	2	0	0	0	0	0	0	0	0-0	0	0-0	1	0	0	0	.000	.000	
Walker, Jordan	.276	117	420	51	116	187	19	2	16	51	0-2	6	37-0	104	7	4	9	.342	.445	
Winn, Masyn	.172	37	122	8	21	29	2	0	2	12	2-3	0	10-0	26	2	1	1	.230	.238	
Yepez, Juan	.183	28	60	5	11	18	1	0	2	2	0-0	1	4-0	20	0	1	0	.246	.300	
ST. LOUIS	.250	162	5510	719	1376	2291	264	12	209	697	13-37	70	570-17	1326	101	29	122	.326	.416	
OPPONENTS	.276	162	5609	829	1549	2510	366	29	179	795	17-51	63	530-6	1215	100	24	141	.343	.447	



2023 CARDINALS FINAL STATISTICS

PITCHING

PITCHER	W-L	ERA	G	GS	CG	GF	SHO	SV	IP	H	R	ER	HR	BB-IBB	SO	WP	AVG
Barnes, Jacob	0-1	5.93	13	0	0	5	0	0	13.2	18	11	9	1	3-0	8	0	.316
Burleson, Alec	0-0	21.60	2	0	0	2	0	0	1.2	8	4	4	1	0-0	1	0	.615
Cabrera, Génesis	1-1	5.06	32	0	0	10	0	0	32.0	32	18	18	6	18-0	38	0	.258
Flaherty, Jack	7-6	4.43	20	20	0	0	0	0	109.2	116	56	54	10	54-0	106	6	.278
Gallegos, Giovanni	2-4	4.42	56	0	0	16	0	10	55.0	54	28	27	11	12-0	59	3	.252
Helsley, Ryan	3-4	2.45	33	0	0	25	0	14	36.2	22	11	10	1	17-1	52	3	.176
Hicks, Jordan	1-6	3.67	40	0	0	16	0	8	41.2	39	21	17	2	24-0	59	7	.244
Hudson, Dakota	6-3	4.98	18	12	0	1	0	0	81.1	88	46	45	9	34-0	45	5	.283
King, John	1-0	1.45	20	0	0	1	0	0	18.2	19	3	3	1	6-0	10	0	.275
Lawrence, Casey	1-0	6.59	15	0	0	7	0	0	27.1	32	20	20	7	10-2	20	0	.299
Leahy, Kyle	0-1	21.60	3	0	0	0	0	0	1.2	4	4	4	1	5-0	2	0	.444
Liberatore, Matthew	3-6	5.25	22	11	0	3	0	0	61.2	66	42	36	5	25-1	46	4	.274
Matz, Steven	4-7	3.86	25	17	0	2	0	0	105.0	108	48	45	11	32-0	98	2	.263
Mikolas, Miles	9-13	4.78	35	35	0	0	0	0	201.1	226	110	107	26	39-0	137	4	.282
Montgomery, Jordan	6-9	3.42	21	21	0	0	0	0	121.0	116	54	46	12	35-0	108	3	.250
Naile, James	0-0	8.80	10	0	0	6	0	0	15.1	27	19	15	1	9-0	7	0	.380
Naughton, Packy	0-0	0.00	4	0	0	2	0	0	5.0	2	0	0	0	1-0	5	0	.125
Pallante, Andre	4-1	4.76	62	0	0	9	0	0	68.0	76	37	36	6	30-0	43	6	.286
Rom, Drew	1-4	8.02	8	8	0	0	0	0	33.2	51	34	30	7	19-0	32	1	.340
Romero, JoJo	4-2	3.68	27	0	0	13	0	3	36.2	29	17	15	1	10-0	42	2	.216
Stratton, Chris	1-1	4.19	42	0	0	19	0	1	53.2	45	28	25	4	17-0	59	4	.226
Suárez, Andrew	0-0	7.16	13	0	0	6	0	0	27.2	33	27	22	7	15-0	17	2	.287
Tepera, Ryan	0-0	9.00	2	0	0	0	0	0	2.0	3	2	2	1	1-0	1	0	.333
Thompson, Zack	5-7	4.48	25	9	0	1	0	0	66.1	69	35	33	8	25-0	72	3	.270
VerHagen, Drew	5-1	3.98	60	0	0	15	0	0	61.0	52	30	27	9	26-2	60	3	.226
Wainwright, Adam	5-11	7.40	21	21	0	0	0	0	101.0	151	89	83	20	41-0	55	1	.345
Woodford, Jake	2-3	6.23	15	8	0	1	0	0	47.2	61	34	33	11	22-0	29	3	.314
Zuñiga, Guillermo	0-0	4.50	2	0	0	2	0	0	2.0	2	1	1	0	0-0	4	0	.250
ST. LOUIS	71-91	4.79	162	162	0	162	10	36	1428.1	1549	829	760	179	530-6	1215	62	.276
OPPONENTS	91-71	4.20	162	162	2	160	13	46	1438.1	1376	719	672	209	570-17	1326	52	.250

2023 CARDINALS LEADERS

BATTING

AverageGoldschmidt268
On-Base PercentageNootbaar367
Slugging PercentageArenado459
GamesGoldschmidt 154
At-BatsGoldschmidt 593
RunsGoldschmidt 89
HitsGoldschmidt 159
DoublesGoldschmidt 31
TriplesEdman 4
Home RunsGorman 27
RBIArenado 93
WalksGoldschmidt 87
StrikeoutsGoldschmidt 161
Sacrifice BuntsEdman 3
Sacrifice FliesArenado 8
Stolen BasesEdman 27
Caught StealingDeJong/Edman/Walker 4
GIDPArenado 21

PITCHING

ERA (starter)Mikolas 4.78
ERA (reliever)VerHagen 3.98
WinsMikolas 9
LossesMikolas 13
GamesPallante 62
Games StartedMikolas 35
Games FinishedHelsley 25
Complete GamesN/A	
SavesHelsley 14
ShutoutsN/A	
InningsMikolas 201.1
StrikeoutsMikolas 137
WalksFlaherty 54
Opp. AverageMikolas282
WHIPMikolas 1.32
GIDP InducedFlaherty 16
GIDP/9 IPMikolas 0.63

2023 CARDINALS HIGHS & LOWS

TEAM MISCELLANEOUS

Longest Winning Streak	*6	7/15-7/21
Longest Losing Streak	8	4/28-5/6
Longest Game - Innings	11	9/23 at SD
Longest Game - Time (overall)	3:43	9/23 at SD
Longest Game - Time (9-inn game)	3:38	3/30 vs. TOR
Shortest Game - Time (9-inn game)	2:01	6/16 at NYM
Largest Crowd - Home	47,649	3/30 vs. TOR
Largest Crowd - Road	52,304	4/30 at LAD
Largest Crowd - Overall - London	55,565	6/25 vs. CHI
Largest Margin of Victory	17 runs (18-1)	5/15 vs. MIL
Largest Margin of Defeat	17 runs (19-2)	9/29 vs. CIN
Largest Comeback Win	5 runs	6/19 at WSH
Comeback Wins (4 or more runs)	*3	6/25 vs. CHI
Most Left on Base	*15	9/15 vs. PHI
Most Errors	*3	9/29 vs. CIN
Longest Errorless Streak (Games)	*9	8/30-9/9
Most Double Plays Turned-Cardinals	*4	9/28 at MIL
Most Double Plays Turned-Opponent	4	7/20 at CHI

TEAM BATTING

Most Runs - Inning - Cards	10 (8th)	5/15 vs. MIL
Most Runs - Inning - Opponent	7 (7th)	8/26 at PHI
Most Runs - 1st Inning - Cards	5	9/30 vs. CIN
Most Runs - 1st Inning - Opponent	*4	9/15 vs. PHI
Most Runs - Game - Cards	18	5/15 vs. MIL
Most Runs - Game - Opponent	19	9/29 vs. CIN
Most Runs - Game - Both Clubs	24	5/18 vs. LAD
Most Hits - Game - Cards	17	7/15 vs. WSH
Most Hits - Game - Opponent	*19	7/4 at MIA
Most Hits - Game - Both Clubs	34	3/30 vs. TOR
Fewest Hits - Game - Cards	1	9/10 at CIN
Most Extra-Base Hits - Game - Cards	*8	9/30 vs. CIN
Most Bunt Hits - Game - Cards	*1	8/23 at PIT
Most Singles - Game - Cards	12	7/7 at CWS
Most Doubles - Game - Cards	7	9/30 vs. CIN
Most Triples - Game - Cards	*1	8/14 vs. OAK
Most Home Runs - Game - Cards	^%#7	5/18 vs. LAD
Most Home Runs - Game - Opponent	6	9/29 vs. CIN
Longest Home Run Streak (Games)	*8	8/28-9/6
Most Stolen Bases - Game - Cards	5	9/6 at ATL
Most Stolen Bases - Game - Opponent	*3	9/16 vs. PHI

TEAM PITCHING

Most Strikeouts - Game - Cards	15	7/9 at CWS
Most Strikeouts - Game - Opponent	*17	6/14 vs. SF
Fewest Strikeouts - Game - Cards	1	8/28 vs. SD
Fewest Strikeouts - Game - Opponent	2	7/30 vs. CHI
Most Walks - Game - Cards	12	8/23 at SD
Most Walks - Game - Opponent	*10	9/30 vs. CIN
Fewest Walks - Game - Cards	*0	10/1 vs. CIN
Fewest Walks - Game - Opponent	*0	9/18 vs. MIL
Fewest Hits Allowed	*3	7/2 vs. NYY

INDIVIDUAL BATTING

Longest Hit Streak-Games	17	Walker	6/6-6/29
Longest HR Streak-Games	5	Arenado	5/12-5/16
Longest Run Streak-Games	6	Edman	8/9-8/15
Longest RBI Streak-Games	8	Arenado	5/10-5/18
Longest XBH Streak-Games	*6	Contreras	7/3-7/14
Longest On-Base Streak-Games	20	Donovan	6/9-7/5
Most Runs - Game	*4	DeJong	5/21 vs. LAD
Most Hits - Game	*4	Walker	8/30 vs. SD
Most Bunt Hits - Game	*1	Burleson	8/23 at PIT
Most Doubles - Game	3	Arenado	7/5 at MIA
Most Triples - Game	*1	Walker	9/22 at SD
Most Home Runs - Game	3	Goldschmidt	5/7 vs. DET
Grand Slams - Last	*1	Edman	6/14 vs. SF
Most RBI - Game	6	Contreras	5/18 vs. LAD
Most SB - Game	3	Edman	8/30 vs. SD
Most Walks - Game	*3	Contreras	9/16 vs. PHI
Most Int. Walks - Game	2	Nootbaar	4/16 vs. PIT
Most HBP - Game	2	Carlson	6/16 at NYM

INDIVIDUAL PITCHING

Most K's Game-Starter	*10	Mikolas	10/1 vs. CIN
Most K's Game-Reliever	5	Lawrence	8/21 at PIT
Longest Winning Streak	5	Hudson	7/15-8/20
Longest Losing Streak	10	Wainwright	6/24-9/7
Most IP Game-Starter	*8.0	Liberatore	8/10 at TB
Most IP Game-Reliever	*4.2	Lawrence	8/16 vs. OAK
Consecutive Scoreless IP	17.0	Matz	7/20-8/5
Fewest Hits Allowed - CG	--	--	--

* *Happened more than once - last time listed.*

Busch Stadium III record

% *Busch Stadium III nine-inning record*

^ *Franchise record*

@ *Home team in London, England*



2023 CARDINALS DETAILED HITTING

Player	Multi-Hit Games						Multi-RBI Games						Hits		2-out RBI	
	2H	3H	4H	5H	6H	Tot.	GWRBI	2RBI	3RBI	4RBI	5RBI	6+RBI	Total	Infield		Bunt
Arenado	31	9	2			42	10	14	6	4			24	13		36
Baker	1					1	1	2	1				3	1		4
Burleson	13	3				16	3	4	1				5	6	4	12
Carlson	7	2				9	2	5	2				7	3		6
Contreras	26	5	1			32	5	8	5		1	1	15	8		26
DeJong	17	1				18	4	6		2			8	1		14
Donovan	16	9				25	3	6	3				9	9	4	11
Edman	24	6	1			31	6	3	4	1	1		9	15		27
Fermín	2					2			1				1	3	1	4
Goldschmidt	42	6	2			50	9	18	3	2			23	12		19
Gorman	16	6				22	8	12	6	3	1		22	3		34
Herrera	2	1				3		2					2	2		2
Knizner	12					12	2	3	2	1			6	8		11
Mercado		2				2					1		1	1		5
Motter	2					2								2		
Nootbaar	21	7	1			29	2	8	1				9	15	1	13
O'Neill	8	2				10	4	3	2				5	6		12
Palacios	4	1				5	3	5					5	5		9
Querecuto														1	1	
Walker	22	3	1			26	6	9	2				11	7		20
Winn	3					3		2					2	2		4
Yepez	1					1								1		1
TOTALS	265	68	8	0	0	341	68	110	39	13	4	1	167	124	11	270

*The Cardinals scored 283 two-out runs.

2023 CARDINALS LINEUP

GAMES STARTED BY EACH POSITION IN BATTING ORDER

1. Nootbaar 67, Donovan 50, Edman 42, Carlson 2, Palacios 1
2. Goldschmidt 119, Burleson 20, Edman 7, Nootbaar 6, O'Neill 5, Carlson 3, Walker 1, Gorman 1
3. Gorman 52, Goldschmidt 35, Arenado 31, Nootbaar 17, Contreras 12, Burleson 7, Walker 5, O'Neill 1, Donovan 1, Baker 1
4. Arenado 112, Contreras 25, O'Neill 5, Walker 5, Baker 4, Gorman 4, Burleson 3, Nootbaar 2, DeJong 1, Yepez 1
5. Contreras 81, Walker 17, Gorman 14, O'Neill 11, Palacios 10, Burleson 9, Yepez 6, Carlson 5, Donovan 2, Nootbaar 2
6. Walker 27, O'Neill 26, Burleson 24, Gorman 21, Carlson 13, Donovan 11, DeJong 10, Baker 10, Knizner 5, Herrera 4
7. DeJong 36, Walker 29, Knizner 13, Gorman 13, O'Neill 11, Carlson 11, Edman 10, Burleson 8, Donovan 6, Baker 6.
8. Walker 31, Knizner 21, DeJong 21, Carlson 16, Edman 13, Motter 11, Donovan 9, Burleson 7, Palacios 7, Fermín 7
9. Edman 53, Winn 36, Knizner 24, Carlson 9, DeJong 8, Nootbaar 7, Mercado 6, Motter 6, Fermín 6, Burleson 2

Unique Lineups Used: 140

GAMES STARTED BY POSITION

- C** Contreras 89, Knizner 63, Herrera 10
- 1B** Goldschmidt 133, Burleson 12, Donovan 10, Baker 7
- 2B** Gorman 67, Edman 40, Donovan 30, Motter 13, Fermín 8, Querecuto 2, Lopez 1, Palacios 1
- SS** DeJong 77, Edman 46, Winn 36, Motter 2, Donovan 1
- 3B** Arenado 128, Gorman 12, Fermín 8, Motter 6, Querecuto 3, Donovan 3, Lopez 2
- LF** O'Neill 48, Burleson 37, Walker 19, Palacios 17, Nootbaar 16, Donovan 14, Yepez 7, Carlson 2, Mercado 2
- CF** Nootbaar 67, Carlson 40, Edman 37, O'Neill 10, Palacios 7, Mercado 1
- RF** Walker 89, Nootbaar 27, Carlson 17, Burleson 11, Donovan 7, Edman 6, Mercado 4, Yepez 1
- P** Mikolas 35, Wainwright 21, Montgomery 21, Flaherty 20, Matz 17, Hudson 12, Liberatore 11, Thompson 9, Rom 8, Woodford 8
- DH** Contreras 30, Gorman 27, Goldschmidt 21, Burleson 20, Donovan 16, Baker 16, Arenado 15, Walker 7, Yepez 7, Nootbaar 2

Defensive Lineups Used: 132 (157 when including pitchers)

WELCOME TO THE SHOW!

The Cardinals had eight rookies make their Major League debut during the 2023 season, five position players and three pitchers.

Pos.	Player	Date	Opponent	Age	Debut Stats
OF	Jordan Walker	Mar. 30	vs. Toronto Blue Jays	20.312	Started RF: 1-5, RBI
RHP	Guillermo Zuñiga	May 2	vs. Los Angeles Angels	24.204	Relief: ND, 1 IP, 2 K
1B	Luken Baker	June 4	at Pittsburgh Pirates	26.086	Started DH: 2-4
INF	José Fermín	July 7	at Chicago White Sox	24.100	Pinch ran
RHP	Kyle Leahy	July 7	at Chicago White Sox	26.033	Relief: L, 0.2 IP, 2 H, 2 R, 2 ER, 2 BB, 2 K
SS	Masyn Winn	Aug. 18	vs. New York Mets	21.150	Started SS: 1-4
LHP	Drew Rom	Aug. 21	at Pittsburgh Pirates	23.249	Started: L, 3.2 IP, 8 H, 8 R, 6 ER, 4 BB, 4 K, WP
INF	Irving Lopez	Sept. 23	at San Diego Padres	28.085	Started 3B: 0-3



2023 CARDINALS DEFENSE

CARDINALS 2023 DEFENSE													* Catchers Interference	
	FIELDING GEMS	OUTFIELD ASSISTS					ERRORS T - F - OTHER	BASE-STEALING			PITCHER'S		CATCHING	
		1	2	3	H	T		CS	ATT	PCT	CS	PKOFF	ERA	WP
Arenado	23						3 - 6 - 0							
Barnes	0						0 - 0 - 0	1	2	50%	0	0		
Barrera	0						0 - 0 - 0	0	2	0%	0	0	0.00 (0er/7.1 ic)	2 0
Burleson	4		3		2	5	0 - 0 - 0							
Cabrera	1						0 - 0 - 0	0	3	0%	0	0		
Carlson	7		1			1	0 - 1 - 0							
Contreras	1						5 - 0 - *3	13	55	24%	0	0	4.98 (423 er/764.0 ic)	32 5
DeJong	5						1 - 2 - 0							
Donovan	11		1		2	3	1 - 1 - 1							
Edman	21		1		2	3	4 - 4 - 0							
Fermin	3						2 - 0 - 0							
Flaherty	2						0 - 0 - 0	2	5	40%	0	0		6
Gallegos	1						0 - 0 - 0	0	4	0%	0	0		3
Goldschmidt	13						0 - 2 - 0							
Gorman	8						1 - 5 - 0							
Helsley	0						0 - 0 - 0	1	3	33%	1	1		3
Herrera	0						0 - 0 - 0	2	6	33%	0	0	5.48 (56 er/92.0 ic)	6 0
Hicks	0						1 - 0 - 0	2	2	100%	0	0		7
Hudson	0						0 - 0 - 0	0	2	0%	0	0		3
King	1						0 - 0 - 0	0	2	0%	0	0		
Knizner	1						1 - 0 - 0	6	58	10%	0	0	4.48 (281 er/565.0 ic)	19 3
Lawrence	0						0 - 0 - 0	0	4	0%	0	0		
Liberatore	0						0 - 0 - 0	1	7	14%	0	1		4
Lopez	0						1 - 0 - 0							
Matz	2						1 - 0 - 0	1	14	7%	0	0		2
Mercado	0						0 - 2 - 0							
Mikolas	0						0 - 0 - 0	5	17	29%	1	0		4
Montgomery	0						0 - 1 - 0	0	9	0%	0	0		3
Motter	1						1 - 0 - 0							
Naile	1						0 - 0 - 0	0	0	0%				
Nootbaar	11		3	1	1	5	1 - 2 - 0							
O'Neill	5		1	2		2	5	1 - 1 - 0						
Palacios	3				2	2	1 - 1 - 0							
Pallante	0						0 - 0 - 0	3	18	17%	0	0		6
Rom	0						0 - 0 - 0	1	3	33%	0	0		1
Romero	0						2 - 0 - 0	1	2	50%	0	0		
Siani	0						0 - 0 - 0							
Stratton	0						0 - 0 - 0	2	7	29%	0	0		2
Suárez	0						0 - 0 - 0	0	0	0%	0	0		2
Thompson	0						0 - 0 - 0	3	5	60%	1	1		3
VerHagen	0						0 - 0 - 0	0	9	0%	0	0		3
Wainwright	0						0 - 0 - 0	0	4	0%	0	0		1
Walker	7		5	3		8	1 - 4 - 0							
Winn	3						1 - 2 - 0							
Woodford	0						0 - 0 - 0	1	3	33%	0	0		3
Yepez	1		1			1	0 - 0 - 0							
TOTALS	137	2	16	6	9	33	29 - 34 - 4	24	124	19%	3	3	4.79 (760 er/1428.1 ic)	62 8

2023-24 CARDINALS TRANSACTIONS

January 20: Signed C Tres Barrera as a minor league free agent with an invitation to Major League Spring Training.

January 27: Signed LHP Andrew Suárez as a minor league free agent with an invitation to Major League Spring Training.

February 8: Acquired LHP Anthony Misiewicz from Kansas City for cash considerations.

March 4: Optioned RHP Freddy Pacheco and RHP Guillermo Zuñiga to Memphis (AAA). Re-assigned RHP James Naile, RHP Tommy Parsons, RHP Kodi Whitley, C Aaron Antonini, and C Jimmy Crooks to minor league camp.

March 5: Reached agreements on 2023 contracts with LHP Matthew Liberatore, LHP Anthony Misiewicz, LHP Packy Naughton, RHP Freddy Pacheco, RHP Andre Pallante, RHP Wilking Rodríguez, LHP JoJo Romero, LHP Connor Thomas, LHP Zack Thompson, RHP Jake Walsh, RHP Jake Woodford, RHP Guillermo Zuñiga, C Iván Herrera, INF/OF Brendan Donovan, INF Jose Fermín, INF Nolan Gorman, OF Alec Burleson, OF Dylan Carlson, OF Moisés Gómez, and 1B/OF Juan Yezpez.

March 11: Optioned RHP Jake Walsh and INF José Fermín to the Memphis (AAA) roster. Re-assigned RHP Gordon Graceffo, RHP Michael McGreevy, RHP Dalton Roach, C Nick Raposo, and Wade Stauss to minor league camp.

March 14: RHP Freddy Pacheco claimed off waivers by Detroit Tigers.

March 15: RHP Tink Hence re-assigned to minor league camp.

March 16: LHP Connor Thomas, OF Moisés Gómez, and C Iván Herrera optioned to Memphis (AAA).

March 18: INF Jeremy Rivas re-assigned to minor league camp.

March 19: RHP Kyle Leahy, RHP Ryan Loutos, and C José Alvarez re-assigned to minor league camp.

March 21: Optioned RHP Dakota Hudson and LHP Matthew Liberatore to Memphis (AAA).

March 22: Optioned LHP Anthony Misiewicz to Memphis (AAA).

March 24: Signed RHP Miles Mikolas to a two-year (2024-25) contract extension.

March 25: Selected the contract of INF Taylor Motter. Optioned 1B/OF Juan Yezpez, LHP Genesis Cabrera, and LHP JoJo Romero to Memphis (AAA).

March 29: Selected the contract of OF Jordan Walker. Re-assigned LHP Andrew Suárez, C Tres Barrera, C Pedro Pagés, 1B Luken Baker, INF Juniel Querecuto, INF Kramer Robertson, INF Masyn Winn, OF Óscar Mercado to Memphis (AAA). Designated LHP Anthony Misiewicz for assignment.

March 31: Traded LHP Anthony Misiewicz to Arizona in exchange for cash considerations.

April 3: Placed OF Lars Nootbaar (left thumb contusion) on the 10-day Injured List. Recalled OF Juan Yezpez from Memphis (AAA).

April 6: Sent INF Paul DeJong to Palm Beach (A) to begin an injury rehabilitation assignment.

April 8: Placed LHP Packy Naughton (left forearm strain) on the 15-day Injured List. Recalled LHP Génesis Cabrera from Memphis (AAA).

April 11: Sent INF Paul DeJong to Memphis (AAA) to begin an injury rehabilitation assignment.

April 13: Sent OF Lars Nootbaar to Springfield (AA) to begin an injury rehabilitation assignment.

April 14: Optioned 1B/OF Juan Yezpez to Memphis (AAA) following the game.

April 15: Activated OF Lars Nootbaar from the 10-day Injured List.

April 18: Recalled LHP JoJo Romero from Memphis (AAA). Optioned RHP Andre Pallante to Memphis (AAA).

April 19: Sent RHP Adam Wainwright to Springfield (AA) to begin an injury rehabilitation assignment.

April 20: Sent RHP Wilking Rodriguez to Memphis (AAA) to begin an injury rehabilitation assignment.

April 23: Designated INF Taylor Motter for assignment. Activated INF Paul DeJong from the 10-day Injured List.

April 25: Optioned OF Jordan Walker to Memphis (AAA) following the game.

April 26: Signed INF Taylor Motter to a Major League free agent contract after he cleared waivers.

May 2: Optioned LHP Zack Thompson to Memphis (AAA). Recalled RHP Guillermo Zuñiga from Memphis (AAA).

May 5: Placed RHP Jake Woodford (right shoulder inflammation) on the 15-day Injured List. Placed OF Tyler O'Neill (left lower back sprain) on the 10-day Injured List. Recalled OF/INF Juan Yezpez from Memphis (AAA). Selected the contract of RHP James Naile from Memphis (AAA). Transferred RHP Wilking Rodriguez from the 15-Day Injured List to the 60-day Injured List.

May 6: Activated RHP Adam Wainwright from the 15-day Injured List. Optioned RHP Guillermo Zuñiga to Memphis (AAA). Designated INF/OF Taylor Motter for assignment and selected the contract of C Tres Barrera from Memphis (AAA).

May 8: INF Taylor Motter was outrighted to Memphis (AAA) and accepted his assignment.

May 9: Optioned LHP JoJo Romero to Memphis (AAA). Recalled RHP Andre Pallante from Memphis (AAA).



2023-24 CARDINALS TRANSACTIONS

(Continued)

May 16: Optioned RHP James Naile to Memphis (AAA) following the game.

May 17: Recalled LHP Matthew Liberatore from Memphis (AAA). Selected the contract of OF Óscar Mercado from Memphis (AAA). Placed OF Dylan Carlson (left ankle sprain) on the 10-Day Injured List, retroactive to May 15. Transferred LHP Packy Naughton to the 60-Day Injured List.

May 30: Sent RHP Jake Woodford to Memphis (AAA) to begin an injury rehabilitation assignment.

June 2: Placed OF Lars Nootbaar (lower back contusion) on the 10-Day Injured List. Recalled OF Jordan Walker from Memphis (AAA).

June 4: Selected the contract of 1B Luken Baker from Memphis (AAA). Designated for assignment C Tres Barrera.

June 6: Sent OF Dylan Carlson to Memphis (AAA) to begin an injury rehabilitation assignment. Outrighted C Tres Barrera to Memphis (AAA).

June 9: Activated OF Dylan Carlson from the 10-Day Injured List ... Optioned OF Juan Yopez to Memphis (AAA) ... Activated RHP Jake Woodford from the 15-Day Injured List and optioned him to Memphis (AAA).

June 11: Sent LHP Packy Naughton to Memphis (AAA) to begin an injury rehabilitation assignment.

June 12: Placed RHP Ryan Helsley (right forearm strain) on the 15-Day Injured List. Recalled RHP Jake Woodford from Memphis (AAA).

June 16: Acquired INF/OF Richie Palacios from the Cleveland Guardians in exchange for cash considerations. Transferred OF Tyler O'Neill to the 60-Day Injured List.

June 17: Sent OF Lars Nootbaar to Memphis (AAA) to begin an injury rehabilitation assignment.

June 19: Activated OF Lars Nootbaar from the 10-Day Injured List. Optioned 1B Luken Baker to Memphis (AAA). Added C Iván Herrera to the Taxi Squad.

June 24: Added C Iván Herrera as the 27th Player from the Taxi Squad. Added LHP JoJo Romero and RHP James Naile to the Taxi Squad.

June 26: Returned C Iván Herrera to Memphis (AAA).

June 30: Recalled RHP James Naile from Memphis (AAA). Placed RHP Jake Woodford (right shoulder strain) on the 15-Day Injured List .

July 1: Added RHP Dakota Hudson as the 27th Player for today's doubleheader.

July 2: Placed RHP Drew VerHagen on the 15-day Injured List (right hip impingement). Recalled LHP JoJo Romero from Memphis (AAA). Returned RHP Dakota Hudson to Memphis (AAA).

July 3: OF Óscar Mercado was designated for assignment. Recalled 1B Luken Baker from Memphis (AAA).

July 5: Placed RHP Adam Wainwright on the 15-day Injured List (right shoulder strain) and C Andrew Knizner on the 10-day Injured List (right groin area). RHP James Naile was optioned to Memphis (AAA). C Iván Herrera, RHP Dakota Hudson and LHP Zack Thompson were recalled from Memphis (AAA). OF Oscar Mercado cleared waivers and elected free agency.

July 6: Optioned LHP Matthew Liberatore to Memphis (AAA). Selected RHP Kyle Leahy from Memphis (AAA)

July 7: Placed INF Tommy Edman (right wrist inflammation) on the 10-day Injured List. Recalled INF José Fermin from Memphis (AAA).

July 15: Added RHP James Naile as 27th Player as a result of the suspended game. Returned RHP James Naile to Memphis following the game.

July 16: Optioned 1B Luken Baker to Memphis (AAA). Activated C Andrew Knizner from the 10-Day Injured List.

July 17: Designated LHP Génesis Cabrera for assignment. Signed free-agent RHP Ryan Tepera to a Major League contract.

July 20: Activated OF Tyler O'Neill from the 60-Day Injured List. Designated RHP Ryan Tepera for assignment. Sent RHP Drew VerHagen to Springfield (AA) to begin injury rehabilitation assignment.

July 21: Acquired C Sammy Hernandez from the Toronto Blue Jays in exchange for LHP Génesis Cabrera.

July 22: Activated RHP Drew VerHagen from the 15-Day Injured List. Optioned RHP Kyle Leahy to Memphis (AAA).

July 23: Selected INF/OF Taylor Motter from Memphis (AAA). Optioned INF José Fermin to Memphis (AAA). Released RHP Jake Walsh.

July 24: Activated RHP Adam Wainwright from the 15-Day Injured List. Selected the contract of LHP Andrew Suárez from Memphis (AAA). Optioned LHP Zack Thompson and C Iván Herrera to Memphis (AAA). Transferred RHP Ryan Helsley to the 60-Day Injured List.

July 28: Recalled LHP Matthew Liberatore from Memphis (AAA). Optioned LHP Andrew Suárez to Memphis. Manager Oliver Marmol served one-game MLB suspension.

July 29: Sent INF/OF Tommy Edman to Memphis for an injury rehabilitation assignment.

July 30: Acquired RHP Tekoah Roby, LHP John King and INF Thomas Saggese from the Texas Rangers in exchange for LHP Jordan Montgomery, RHP Chris Stratton, and International Signing Bonus Pool space. Acquired RHP Sem Robberse and RHP Adam Kloffenstein from the Toronto Blue Jays in exchange for RHP Jordan Hicks.

July 31: Recalled LHP Zack Thompson from Memphis (AAA).

2023-24 CARDINALS TRANSACTIONS

(Continued)

August 1: Activated INF/OF Tommy Edman (right wrist inflammation) from the 10-day Injured List. Placed INF Brendan Donovan (right elbow strain) on the 10-day Injured List. Recalled RHP James Naile, INF José Fermín and LHP Andrew Suárez from Memphis (AAA). Acquired minor league pitchers RHP Drew Rom, RHP Zack Showalter and INF César Prieto from the Baltimore Orioles in exchange to RHP Jack Flaherty. Added LHP John King to the 26-Player roster. Acquired RHP Matt Svanson from the Toronto Blue Jays in exchange for INF Paul DeJong.

August 2: RHP Miles Mikolas begins serving a five-game MLB suspension through August 6.

August 6: Sent RHP Ryan Helsley to Springfield (AA) for an injury rehabilitation assignment.

August 8: Sent RHP Jake Woodford to Springfield (AA) for an injury rehabilitation assignment.

August 12: Recalled 1B Luken Baker from Memphis (AAA). Placed OF Dylan Carlson (left oblique) on the 10-Day Injured List (retroactive to August 10).

August 14: Placed LHP Steven Matz (left lat strain) on the 15-Day Injured List (retroactive to August 13).

August 15: Selected RHP Casey Lawrence from Memphis (AAA).

August 17: Recalled OF Richie Palacios from Memphis (AAA). Placed INF Nolan Gorman (lower back strain) on the 10-Day Injured List, retroactive to August 14.

August 18: Selected the contract of SS Masyn Winn from Memphis. Placed OF Lars Nootbaar (lower abdomen contusion) on the 10-Day Injured List (retroactive to August 17). Optioned RHP James Naile to Memphis (AAA) following the game.

August 19: Recalled RHP Guillermo Zuñiga from Memphis (AAA).

August 21: Recalled LHP Drew Rom from Memphis (AAA). Optioned RHP Guillermo Zuñiga to Memphis (AAA)

August 22: Placed LHP Matthew Liberatore (lower back tightness) on the 15-Day Injured List, retroactive to August 19. Selected the contract of RHP Jacob Barnes from Memphis (AAA).

August 25: Placed RHP Drew VerHagen on the Bereavement List. Recalled RHP Guillermo Zuñiga from Memphis (AAA). INF Nolan Gorman activated from 10-Day Injured List. INF José Fermín optioned to Memphis (AAA).

August 27: Placed RHP Guillermo Zuñiga (right forearm strain) on the 15-Day Injured List, retroactive to August 25. Recalled RHP James Naile from Memphis (AAA).

August 28: Activated RHP Drew VerHagen from the bereavement list. Optioned James Naile to Memphis (AAA).

August 29: Sent RHP Jake Woodford and LHP Matthew Liberatore to Memphis (AAA) for an injury rehabilitation assignment.

August 30: Sent OF Lars Nootbaar to Memphis (AAA) for an injury rehabilitation assignment.

August 31: Sent RHP Wilking Rodriguez to Memphis (AAA) for an injury rehabilitation assignment.

September 1: Activated OF Lars Nootbaar from 10-Day Injured List and RHP Ryan Helsley from the 60-Day Injured List ... Transferred INF/OF Brendan Donovan to the 60-Day Injured List ... Activated RHP Jake Woodford from the 15-Day Injured List and optioned him to Memphis (AAA).

September 2: Claimed OF Michael Siani off waivers from the Cincinnati Reds and optioned him to Memphis (AAA). Transferred RHP Guillermo Zuñiga to the 60-Day Injured List.

September 4: Designated INF Taylor Motter for assignment.

September 5: Activated LHP Matthew Liberatore from the Injured List. Places LHP JoJo Romero on the 15-day Injured List (left knee patellar tendonitis), retroactive to September 2. Recalled INF José Fermín from Memphis (AAA).

September 13: Placed INF Nolan Gorman on the 10-day Injured List (right hamstring strain). Selected INF Juniel Querecuto from Memphis (AAA).

September 13: Placed OF Tyler O'Neill on the 10-Day Injured List (right foot sprain). Recalled 1B/OF Juan Yezpez from Memphis (AAA).

September 14: Placed RHP Giovanni Gallegos on the 15-Day Injured List (right shoulder rotator cuff tendonitis). Recalled RHP Jake Woodford from Memphis (AAA).

September 14: Placed 1B/OF Alec Burses on the 10-Day Injured List. Recalled C Iván Herrera from Memphis (AAA).

September 22: Placed 3B Nolan Arenado (lower back spasms) and C Willson Contreras (Left wrist tendonitis) on the 10-Day Injured List. Transferred OF Dylan Carlson to the 60-Day Injured List. Recalled OF Michael Siani from Memphis (AAA). Selected INF/OF Irving López from Memphis (AAA).

September 30: Optioned RHP Jake Woodford to GCL Cardinals. Recalled RHP James Naile from Memphis (AAA).



2023-24 CARDINALS TRANSACTIONS

(Continued)

October 2: Activated INF Nolan Gorman, 3B Nolan Arenado, OF Tyler O'Neill, C Willson Contreras and OF Alec Burleson from the 10-Day Injured List. Activated RHP Giovanni Gallegos, LHP JoJo Romero and LHP Steven Matz from the 15-Day Injured List. Recalled LHP Connor Thomas, RHP Kyle Leahy and OF Moisés Gómez from Memphis (AAA). Recalled RHP Jake Woodford from the FCL Cardinals.

October 25: RHP Adam Wainwright retired. Claimed INF Buddy Kennedy off waivers from the Oakland Athletics.

October 26: Outrighted INF Irving Lopez, RHP Kyle Leahy, INF Juniel Querecuto, RHP Casey Lawrence and LHP Andrew Suárez to Memphis (AAA).

October 29: INF Juniel Querecuto elected free agency.

October 30: RHP Jacob Barnes elected free agency.

November 2: RHP Drew VerHagen elected free agency.

November 3: Activated RHP Wilking Rodríguez, Guillermo Zuñiga, INF/OF Brendan Donovan, OF Dylan Carlson and LHP Packy Naughton from the 60-Day Injured List.

November 5: Acquired RHP Riley O'Brien from the Seattle Mariners for cash considerations.

November 6: Claimed INF/OF Jared Young off waivers from the Chicago Cubs.

November 13: Outrighted RHP Wilking Rodríguez to Memphis (AAA).

November 14: Selected the contracts of RHP Sem Robberse and RHP Adam Kloffenstein from Memphis (AAA), and C Pedro Pages from Springfield (AA). Outrighted LHP Packy Naughton to Memphis (AAA). Designated LHP Connor Thomas for assignment.

November 16: Outrighted LHP Connor Thomas to Memphis (AAA).

November 17: 1B/OF Juan Yezpez, C Andrew Knizner, RHP Dakota Hudson and RHP Jake Woodford elected free agency.

November 20: Hired Daniel Descalso as Bench Coach. Joe McEwing named a Special Assistant to the President of Baseball Operations. Signed RHP Wilking Rodríguez to a minor league contract.

November 21: Signed RHP Kyle Gibson to a one-year contract for 2024 with a club option for 2025. Signed RHP Lance Lynn to one-year contract for 2024 with a club option for 2025.

November 27: Signed RHP Sonny Gray to a three-year (2024-26) contract with a club option for 2027.

December 6: Selected RHP Ryan Fernandez from the Boston Red Sox in the Rule 5 Draft. Yadier Molina named a Special Assistant to the President of Baseball Operations.

December 8: Acquired RHP Nick Robertson and RHP Víctor Santos from the Boston Red Sox in exchange for OF Tyler O'Neill.

December 11: Hired Dean Kiekhefer as Assistant Pitching Coach and DC MacLea as Coordinator of Technology and Systems. Reached agreement with OF Dylan Carlson, RHP Ryan Helsley, LHP John King, RHP Andrew Kittredge and LHP Jo Jo Romero on one-year contracts for 2024.

January 5: Acquired RHP Andrew Kittredge from the Tampa Bay Rays in exchange for OF Richie Palacios.

January 8: Named Chaim Bloom as an advisor to the President of Baseball Operations.

January 18: Released RHP James Naile.

January 19: Signed DH Matt Carpenter to a one-year contract.

January 22: Signed INF/OF Tommy Edman to a two-year contract extension for 2024-2025.

January 29: Claimed INF/OF Alfonso Rivas off waivers from the Los Angeles Angels. Designated Moisés Gómez for assignment.

February 2: Outrighted OF Moisés Gómez to Memphis (AAA).

February 3: Signed RHP Keynan Middleton to a free-agent contract for 2024 with a club option for 2025. Designated RHP Guillermo Zuñiga for assignment.

February 7: Traded RHP Guillermo Zuñiga to the Los Angeles Angels in exchange for cash considerations. Outrighted OF Moisés Gómez to Memphis (AAA).

February 27: Signed SS Brandon Crawford to a one-year free agent contract for 2024. Designated INF Buddy Kennedy for assignment.

QUALIFICATIONS AND REGULATIONS

QUALIFICATIONS FOR A BATTING CHAMPION:

Highest batting average and 502 or more plate appearances.

QUALIFICATIONS FOR A PITCHING CHAMPION:

Lowest ERA and 162 or more innings pitched.

PLAYER LIMITS:

40 until opening day, when the number must be reduced to 26 (max. 13 pitchers) until September 1, when it will increase to 28 (max. 14 pitchers).

QUALIFICATIONS FOR A SAVE:

A relief pitcher shall be credited with a save when he meets all three of the following conditions:

1. He is the finishing pitcher in a game won by his club, and
2. He is not the winning pitcher, and
3. He qualifies under one of the following conditions:
 - a. He enters the game with lead of no more than three runs, and pitches for at least one inning, or
 - b. He enters the game with potential tying run either on base, at-bat, or on deck (that is, the potential tying run is either already on base or is one of the first two batters he faces), or
 - c. He pitches effectively for at least three innings.

DETERMINING BATTING AVERAGE:

Divide the number of at-bats into the number of hits.

DETERMINING AN EARNED-RUN-AVERAGE:

Multiply the number of earned runs by nine, then divide the number by the number of innings pitched.

DETERMINING FIELDING AVERAGE:

Divide the total number of putouts and assists by total chances (putouts, assists and errors).

DETERMINING ON-BASE AVERAGE:

Add the total of hits, walks and hit-by-pitches and divide by the total of at-bats, walks, hit-by-pitches and sacrifice flies.

DETERMINING SLUGGING AVERAGE:

Divide total bases by the total times at bat. (At-bats do not include walks, sacrifices, hit by pitcher, or times awarded first base by interference or obstruction).

TRADING REGULATIONS:

Trades may be made with any other major league club in the period from the end of the championship season through July 31 without waivers.

QUALIFICATIONS FOR A "ROOKIE":

A player shall be considered a rookie unless, during a previous season or seasons, he has (a) exceeded 130 at-bats or 50 innings pitched in the major leagues; or (b) accumulated more than 45 days on the active roster of a major league club or clubs during the period of the 26-player limit (excluding time in military service).

DETERMINING THE MAGIC NUMBER:

Determine the number of games yet to be played, add one, then subtract the number of games ahead in the lost column of the standings from the closest opponent.

QUALIFICATIONS FOR FIELDING CHAMPIONSHIP:

Highest fielding average and (a) catcher must have played in at least 81 games; (b) infielder or outfielder must have played in at least 108 games; and (c) pitcher must have 162 innings pitched.

CONSECUTIVE-GAMES HITTING STREAK:

A consecutive-game hitting streak shall not be terminated if all the player's plate appearances result in a walk, hit batsman, defensive interference or a sacrifice bunt. The streak shall terminate if the player has a sacrifice fly and no hit.

CONSECUTIVE-GAMES PLAYING STREAK:

A consecutive-game playing streak shall extend if the player plays one half-inning on defense, or if he completes a time at bat by reaching base or being put out. A pinch-running appearance only shall not extend the streak. If a player is ejected from a game by an umpire before he can comply with the requirements of this rule, his streak shall continue.

REGULATION GAME:

A regulation game consists of nine innings unless extended because of a tie score or shortened because (1) the home team needs none of its half of the ninth or only part of it; or (2) because the umpire-in-chief calls the game after five completed innings. A regulation game may be less than five innings if the home team is ahead after the top of the fifth, or takes the lead or ties the score while at bat in the fifth.

INJURED LISTS:

7-DAY: Minimum period of inactivity is seven calendar days, beginning on the day after the player's last game. Created specifically for players with concussion symptoms. There is no limit on the number of players that may be placed on this list.

10-DAY: Minimum period of inactivity is 10 calendar days, beginning on the day after the player's last game. There is no limit on the number of players that may be placed on this list.

15-DAY: Minimum period of inactivity is 15 calendar days, beginning on the day after the pitcher's or two-way player's last game. There is no limit on the number of pitchers that may be placed on this list.

60-DAY: Minimum period of inactivity is 60 calendar days. Players on or transferred to this list after August 1 shall remain there for the balance of the regular season and post-season. This list may be used only when a club is at the maximum limit of 40 players.

TWO-WAY PLAYERS

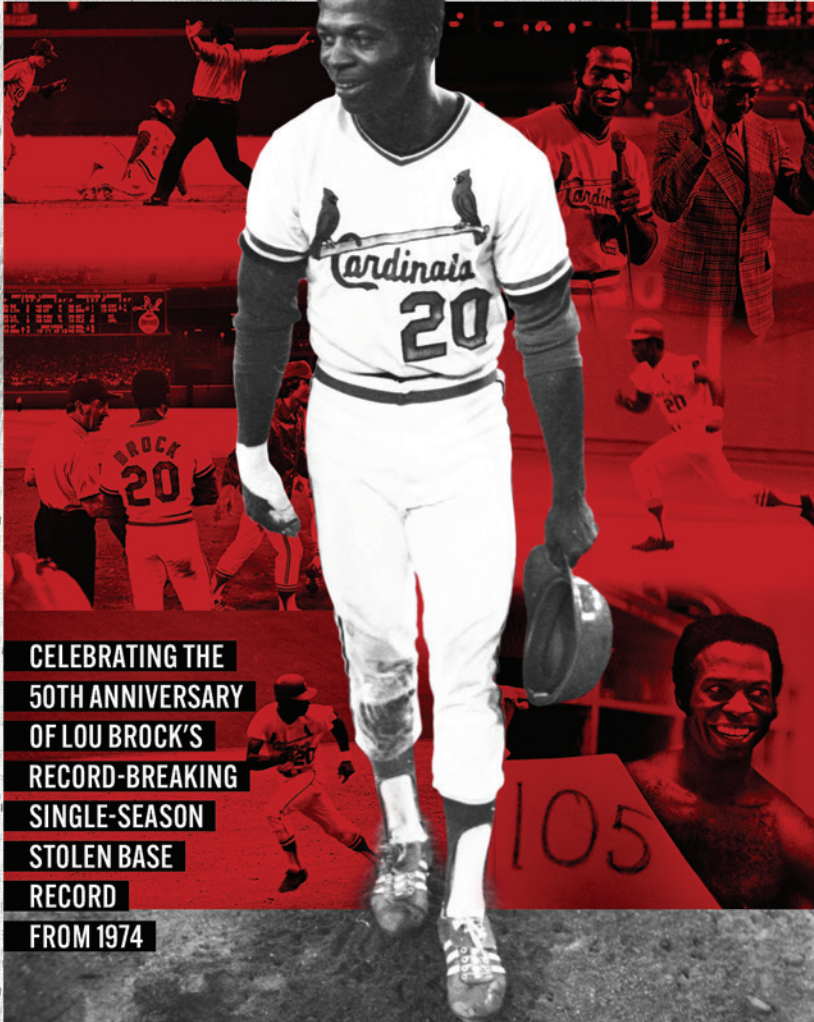
Players who qualify as "Two-Way Players" may appear as pitchers during a game without counting toward a Clubs' pitcher limitations. A player will qualify as a "Two-Way Player" only if he accrues both: (i) at least 20 Major League innings pitched; and (ii) at least 20 Major League games started (as a position player or designated hitter) with at least three plate appearances in each of those games, in either the current Championship Season or the prior Championship Season. The Club must designate that player as a "Two-Way Player" in advance of that game. Once a Club designates a qualified "Two-Way Player" that designation will remain in effect, and cannot change, for the remainder of that Championship Season and Postseason.

POSITION PLAYERS PITCHING

Any player may appear as a pitcher following the 9th inning of an extra inning game, or in any game in which his team is losing or winning by more than six runs when the player enters as a pitcher.


2024 OFFICIAL  MEDIA GUIDE

St. Louis Cardinals™



**CELEBRATING THE
50TH ANNIVERSARY
OF LOU BROCK'S
RECORD-BREAKING
SINGLE-SEASON
STOLEN BASE
RECORD
FROM 1974**

RECORDS & HISTORICAL DATA





WHERE THEY FINISHED 1892 – 2023

Year	Pos.	Won	Lost	Pct.	Attendance	Manager
1892	11	56	94	.373	192,442	Chris Von Der Ahe
1893	10	57	75	.432	195,000	Bill Watkins
1894	9	56	76	.424	155,000	George Miller
1895	11	39	92	.298	170,000	Al Buckenberge, Joe Quinn, Lew Phelan, Chris Von Der Ahe
1896	11	40	90	.308	184,000	Harry Diddlebock, Arlie Latham, Von Der Ahe, Roger Connor, Tommy Dowd
1897	12	29	102	.221	136,400	Tommy Dowd, Hugh Nicol, Bill Hallman, Von Der Ahe
1898	12	39	111	.260	151,700	Tim Hurst
1899	5	84	67	.556	373,909	Patsy Tebeau
1900	5	**65	75	.464	270,000	Patsy Tebeau, Louis Heilbroner
1901	4	76	64	.543	379,988	Patsy Donovan
1902	6	56	78	.418	226,417	Patsy Donovan
1903	8	43	94	.314	263,538	Patsy Donovan
1904	5	75	79	.487	386,750	Charles "Kid" Nichols
1905	6	58	96	.377	292,800	Charles "Kid" Nichols, Jimmy Burke, Stanley Robison
1906	7	52	98	.347	283,770	John McCloskey
1907	8	52	101	.340	185,377	John McCloskey
1908	8	49	105	.318	205,129	John McCloskey
1909	7	54	98	.355	299,982	Roger Bresnahan
1910	7	63	90	.412	363,624	Roger Bresnahan
1911	5	75	74	.503	447,768	Roger Bresnahan
1912	6	63	90	.412	241,759	Roger Bresnahan
1913	8	51	99	.340	203,531	Miller Huggins
1914	3	81	72	.529	346,025	Miller Huggins
1915	6	72	81	.471	252,657	Miller Huggins
1916	7	**60	93	.392	224,308	Miller Huggins
1917	3	82	70	.539	301,948	Miller Huggins
1918	8	51	78	.395	110,596	Jack Hendricks
1919	7	54	83	.394	173,604	Branch Rickey
1920	5	**75	79	.487	325,845	Branch Rickey
1921	3	87	66	.569	384,790	Branch Rickey
1922	3	**85	69	.552	536,343	Branch Rickey
1923	5	79	74	.516	338,548	Branch Rickey
1924	6	65	89	.422	272,884	Branch Rickey
1925	4	77	76	.503	405,297	Branch Rickey, Rogers Hornsby
1926	1	*89	65	.578	681,575	Rogers Hornsby
1927	2	92	61	.601	763,615	Bob O'Farrell
1928	1	95	59	.617	778,147	Bill McKechnie
1929	4	78	74	.513	410,921	Billy Southworth, Bill McKechnie, Gabby Street
1930	1	92	62	.597	519,647	Gabby Street
1931	1	*101	53	.656	623,960	Gabby Street
1932	6	**72	82	.468	290,370	Gabby Street
1933	5	82	71	.536	268,404	Gabby Street, Frank Frisch
1934	1	*95	58	.621	334,863	Frank Frisch
1935	2	96	58	.623	517,805	Frank Frisch
1936	2	**87	67	.565	457,925	Frank Frisch
1937	4	81	73	.526	443,039	Frank Frisch
1938	6	71	80	.470	295,229	Frank Frisch, Mike Gonzalez
1939	2	92	61	.601	410,778	Ray Blades

Year	Pos.	Won	Lost	Pct.	Attendance	Manager
1940	3	84	69	.549	331,899	Ray Blades, Mike Gonzalez, Billy Southworth
1941	2	97	56	.634	642,496	Billy Southworth
1942	1	*106	48	.688	571,626	Billy Southworth
1943	1	105	49	.682	535,014	Billy Southworth
1944	1	*105	49	.682	486,751	Billy Southworth
1945	2	95	59	.617	594,180	Billy Southworth
1946	1	*98	58	.628	1,062,553	Eddie Dyer
1947	2	89	65	.578	1,248,013	Eddie Dyer
1948	2	85	69	.552	1,111,454	Eddie Dyer
1949	2	96	58	.623	1,430,676	Eddie Dyer
1950	5	78	75	.510	1,093,199	Eddie Dyer
1951	3	81	73	.526	1,013,429	Marty Marion
1952	3	88	66	.571	913,113	Eddie Stanky
1953	3	**83	71	.539	880,242	Eddie Stanky
1954	6	72	82	.468	1,039,698	Eddie Stanky
1955	7	68	86	.442	849,130	Eddie Stanky, Harry Walker
1956	4	76	78	.494	1,029,773	Fred Hutchinson
1957	2	87	67	.565	1,183,575	Fred Hutchinson
1958	5	**72	82	.468	1,063,730	Fred Hutchinson, Stan Hack
1959	7	71	83	.461	929,953	Solly Hemus
1960	3	86	68	.558	1,096,632	Solly Hemus
1961	5	80	74	.519	855,305	Solly Hemus, Johnny Keane
1962	6	84	78	.519	953,895	Johnny Keane
1963	2	93	69	.574	1,170,546	Johnny Keane
1964	1	*93	69	.574	1,143,294	Johnny Keane
1965	7	80	81	.497	1,241,195	Albert Schoendienst
1966	6	83	79	.512	1,712,980	Albert Schoendienst
1967	1	*101	60	.627	2,090,145	Albert Schoendienst
1968	1	97	65	.599	2,011,177	Albert Schoendienst
1969+	4	87	75	.537	1,682,583	Albert Schoendienst
1970	4	76	86	.469	1,628,729	Albert Schoendienst
1971	2	90	72	.556	1,604,671	Albert Schoendienst
1972	4	75	81	.481	1,196,894	Albert Schoendienst
1973	2	81	81	.500	1,574,012	Albert Schoendienst
1974	2	86	75	.534	1,838,413	Albert Schoendienst
1975	3	**82	80	.506	1,695,394	Albert Schoendienst
1976	5	72	90	.444	1,207,036	Albert Schoendienst
1977	3	83	79	.512	1,659,287	Vernon Rapp
1978	5	69	93	.426	1,278,175	Vernon Rapp, Jack Krol, Ken Boyer
1979	3	86	76	.531	1,627,256	Ken Boyer
1980	4	74	88	.457	1,385,147	Ken Boyer, Jack Krol, Whitey Herzog, Albert Schoendienst
1981	++1	59	43	.578	1,010,247	Whitey Herzog
1982	1	*92	70	.568	2,111,906	Whitey Herzog
1983	4	79	83	.488	2,317,914	Whitey Herzog
1984	3	84	78	.519	2,037,448	Whitey Herzog
1985	1	101	61	.623	2,637,563	Whitey Herzog
1986	3	79	82	.491	2,471,817	Whitey Herzog
1987	1	95	67	.586	3,072,121	Whitey Herzog
1988	5	76	86	.469	2,892,629	Whitey Herzog
1989	3	86	76	.531	3,080,980	Whitey Herzog
1990	6	70	92	.432	2,573,225	Whitey Herzog, Albert Schoendienst, Joe Torre
1991	2	84	78	.519	2,448,699	Joe Torre
1992	3	83	79	.512	2,418,483	Joe Torre
1993	3	87	75	.537	2,844,328	Joe Torre



WHERE THEY FINISHED 1892 – 2023 (Continued)

Year	Pos.	Won	Lost	Pct.	Attendance	Manager
1994	# 3	**53	61	.465	1,866,544	Joe Torre
1995	# 4	62	81	.434	1,756,727	Joe Torre, Mike Jorgensen
1996	1	88	74	.543	2,654,718	Tony La Russa
1997	4	73	89	.451	2,634,014	Tony La Russa
1998	3	83	79	.509	3,194,092	Tony La Russa
1999	4	75	86	.466	3,225,334	Tony La Russa
2000	1	95	67	.586	3,336,493	Tony La Russa
2001	1	**93	69	.574	3,113,091	Tony La Russa
2002	1	97	65	.599	3,011,756	Tony La Russa
2003	3	85	77	.525	2,910,366	Tony La Russa
2004	1	105	57	.648	3,048,427	Tony La Russa
2005	1	100	62	.617	3,538,948	Tony La Russa
2006	1	*83	78	.516	3,407,114	Tony La Russa
2007	3	78	84	.481	3,552,180	Tony La Russa
2008	4	86	76	.531	3,432,917	Tony La Russa
2009	1	91	71	.562	3,343,252	Tony La Russa
2010	2	86	76	.531	3,301,218	Tony La Russa
2011	2	*90	72	.555	3,093,954	Tony La Russa

Year	Pos.	Won	Lost	Pct.	Attendance	Manager
2012	2	88	74	.543	3,262,109	Mike Matheny
2013	1	97	65	.599	3,369,769	Mike Matheny
2014	1	90	72	.556	3,540,649	Mike Matheny
2015	1	100	62	.617	3,520,889	Mike Matheny
2016	2	86	76	.531	3,444,490	Mike Matheny
2017	3	83	79	.512	3,447,937	Mike Matheny
2018	3	88	74	.543	3,403,587	Mike Matheny Mike Shildt
2019	1	91	71	.562	3,480,393	Mike Shildt
2020	2	30	28	.517	---	Mike Shildt
2021	2	90	72	.555	2,102,530	Mike Shildt
2022	1	93	69	.600	3,320,551	Oliver Marmol
2023	5	71	91	.436	3,241,091	Oliver Marmol
		10,422	9,891	.513	187,213,778	

Finishes:

First: 28	Fourth: 14	Seventh: 8	Tenth: 1
Second: 21	Fifth: 14	Eighth: 5	Eleventh: 3
Third: 23	Sixth: 11	Ninth: 1	Twelfth: 2

National League Championships: 19

World Series Championships: 11

** Tied for position.

* World Series champions.

+ Start of divisional play.

++ Split season due to players' strike. Cardinals finished second in each half but had best overall record in Eastern Division.

Shortened season due to players' strike.

CARDINALS RECORD BY DECADE

YEARS	WON-LOST	PCT.	FIRST PLACE FINISHES	WORLD CHAMPIONS
1890s	400-707	.361	None	—
1900s	580-888	.395	None	None
1910s	652-830	.440	None	None
1920s	822-712	.536	1926, 1928	1926
1930s	869-665	.566	1930, 1931, 1934	1931, 34
1940s	960-580	.623	1942, 1943, 1944, 1946	1942, 44, 46
1950s	776-763	.504	None	None
1960s	884-718	.552	1964, 1967, 1968	1964, 67
1970s	800-813	.496	None	None
1980s	825-734	.529	1981*, 1982, 1985, 1987	1982
1990s	758-794	.488	1996	None
2000s	913-706	.564	2000, 2001+, 2002, 2004, 2005, 2006, 2009	2006
2010s	899-721	.555	2013, 2014, 2015, 2019	2011
2020s	284-260	.522	2022	None

* Split season due to players' strike - finished with best overall record in N.L. East.

+Tied for first place.

BEST/WORST WINNING PCT. BY MONTH (SINCE 1966)

Pct.	Best W-L	Year	Month	Pct.	Worst W-L	Year
.722	13-5	1968	APRIL	.167	3-15	1973
.760	19-6	1971	MAY	.308	8-18	1980
.741	20-7	1993	JUNE	.276	8-21	1971
.800	24-6 / 20-5	1968 / 2004	JULY	.276	8-21	1970
.852	23-4	1944	AUGUST	.400	12-18	1973
.778	21-6	2021	SEPTEMBER	.357	10-18	1990
1.000	3-0	2010	OCTOBER	.000	0-4	1986



CARDINALS PITCHING ALL-TIME TOP 10

GAMES

1. Jesse Haines	554
2. Bob Gibson	528
3. Adam Wainwright	478
4. Bill Sherdel	465
5. Bob Forsch	455
6. Al Brazle	441
7. Jason Isringhausen	401
8. Bill Doak	376
9. Todd Worrell	348
10. Lindy McDaniel	336

INNINGS PITCHED

1. Bob Gibson	3,884.1
2. Jesse Haines	3,202.2
3. Adam Wainwright	2,668.1
4. Bob Forsch	2,659.2
5. Bill Sherdel	2,451.2
6. Bill Doak	2,387.0
7. Slim Sallee	1,904.1
8. Ted Breitenstein	1,897.0
9. Harry Brecheen	1,788.1
10. Dizzy Dean	1,737.1

WINS

1. Bob Gibson251
2. Jesse Haines210
3. Adam Wainwright200
4. Bob Forsch163
5. Bill Sherdel153
6. Bill Doak144
7. Dizzy Dean134
8. Harry Brecheen128
9. Slim Sallee106
10. Mort Cooper105

STARTS

1. Bob Gibson482
2. Adam Wainwright411
3. Bob Forsch401
4. Jesse Haines387
5. Bill Doak320
6. Bill Sherdel243
7. Harry Brecheen224
8. Ted Breitenstein220
9. Slim Sallee213
10. Larry Jackson209

COMPLETE GAMES

1. Bob Gibson	255
2. Jesse Haines	209
3. Ted Breitenstein	196
4. Bill Sherdel	145
5. Bill Doak	144
6. Dizzy Dean	141
7. Slim Sallee	124
8. Harry Brecheen	122
9. Mort Cooper	105
10. Jack Powell	101

BASES ON BALLS

1. Bob Gibson	1336
2. Jesse Haines	873
3. Ted Breitenstein	825
4. Bob Forsch	780
5. Bill Doak	741
6. Adam Wainwright	736
7. Bill Hallahan	648
8. Bill Sherdel	599
9. Bob Harmon	596
10. Vinegar Bend Mizell	570

SHUTOUTS

1. Bob Gibson56
2. Bill Doak30
3. Mort Cooper28
4. Harry Brecheen25
5. Jesse Haines24
6. Dizzy Dean23
7. Max Lanier20
Howie Pollet20
9. Bob Forsch19
10. Ernie Broglio18

ERA (SINCE 1912)*

1. John Tudor252
2. Slim Sallee262
3. Red Ames275
4. Mort Cooper277
5. Max Lanier285
6. Harry Brecheen291
Bob Gibson291
8. Bill Doak293
9. Dizzy Dean299
10. Lee Meadows300

* Minimum 750.0 IP

WINNING PERCENTAGE*

1. John Tudor705
2. Chris Carpenter683
3. Mort Cooper677
4. Dizzy Dean641
5. Lon Warneke629
6. Matt Morris620
7. Harry Brecheen618
8. Grover Alexander618
9. Kyle Lohse611
10. Adam Wainwright610

* Minimum 750.0 IP

STRIKEOUTS

1. Bob Gibson3,117
2. Adam Wainwright2,202
3. Dizzy Dean1,095
4. Chris Carpenter1,085
5. Bob Forsch1,079
6. Matt Morris986
7. Jesse Haines975
8. Steve Carlton951
9. Bill Doak938
10. Carlos Martínez927

SAVES*

1. Jason Isringhausen217
2. Lee Smith160
3. Todd Worrell129
4. Bruce Sutter127
5. Trevor Rosenthal121
6. Ryan Franklin84
7. Dennis Eckersley66
8. Al Hrabosky59
9. Jason Motte54
10. Dave Veres48

* Since 1969



CARDINALS INDIVIDUAL PITCHING RECORDS — SEASON

Most Games (Righthander)

2011 Jason Motte.....	78
2012 Mitchell Boggs.....	78

Most Games (Lefthander)

2001 Steve Kline.....	89
-----------------------	----

Most Games Started (Righthander)

1911 Bob Harmon.....	41
----------------------	----

Most Games Started (Lefthander)

1920 Ferdie Schupp.....	37
-------------------------	----

Most Complete Games (Righthander)

1904 Jack Taylor.....	39
-----------------------	----

Most Complete Games (Lefthander)

1900 Cowboy Jones.....	29
------------------------	----

Most Games Finished (Righthander)

2004 Jason Isringhausen.....	66
------------------------------	----

Most Games Finished (Lefthander)

1976 Al Hrabosky.....	45
-----------------------	----

Most Innings (Righthander)

1907 Grant McGlynn.....	352.1
-------------------------	-------

Most Innings (Lefthander)

1907 Ed Karger.....	310
---------------------	-----

Most Games Won (Righthander)

1934 Dizzy Dean.....	30
----------------------	----

Most Games Won (Lefthander)

1928 Bill Sherdel.....	21
1946 Howie Pollet.....	21
1985 John Tudor.....	21

Most Games Lost (Righthander)

1907 Grant McGlynn.....	25
1908 Art Raymond.....	25

Most Games Lost (Lefthander)

1900 Cowboy Jones.....	19
1908 Johnny Lush.....	19
1970 Steve Carlton.....	19

Lowest Earned Run Average (Righthander)

1968 Bob Gibson.....	1.12
----------------------	------

Lowest Earned Run Average (Lefthander)

1943 Howie Pollet.....	1.75
------------------------	------

Highest Winning Percentage (Righthander)

2012 Kyle Lohse (16-3).....	.842
-----------------------------	------

Highest Winning Percentage (Lefthander)

1945 Harry Brecheen (15-4).....	.789
---------------------------------	------

Most Saves (Righthander)

2015 Trevor Rosenthal.....	48
----------------------------	----

Most Saves (Lefthander)

1975 Al Hrabosky.....	22
-----------------------	----

Most Consecutive Games Won (Righthander)

1968 Bob Gibson.....	15
----------------------	----

Most Consecutive Games Won (Lefthander)

1985 John Tudor.....	11
----------------------	----

Most Consecutive Games Lost

2007 Anthony Reyes.....	10
2023 Adam Wainwright.....	10

Most Shutouts (Righthander)

1968 Bob Gibson.....	13
----------------------	----

Most Shutouts (Lefthander)

1985 John Tudor.....	10
----------------------	----

Most 1-0 Shutouts, Won

1968 Bob Gibson.....	5
----------------------	---

Most Hits Allowed (Righthander)

1901 Jack Powell.....	351
-----------------------	-----

Most Hits Allowed (Lefthander)

1900 Cowboy Jones.....	334
------------------------	-----

Most Runs Allowed (Righthander)

1900 Jack Powell.....	194
-----------------------	-----

Most Runs Allowed (Lefthander)

1900 Cowboy Jones.....	185
------------------------	-----

Most Earned Runs (Righthander)

1900 Jack Powell.....	142
-----------------------	-----

Most Earned Runs (Lefthander)

1929 Bill Sherdel.....	129
------------------------	-----

Most Home Runs Allowed

1948 Murry Dickson.....	39
-------------------------	----

Most Walks (Righthander)

1911 Bob Harmon.....	181
----------------------	-----

Most Walks (Lefthander)

1920 Ferdie Schupp.....	127
-------------------------	-----

Most Strikeouts (Righthander)

1970 Bob Gibson.....	274
----------------------	-----

Most Strikeouts (Lefthander)

1969 Steve Carlton.....	219
-------------------------	-----

Most Hit Batsmen (Righthander)

1953 Gerry Staley.....	17
------------------------	----

Most Hit Batsmen (Lefthander)

1919 Jackie May.....	14
----------------------	----

Most Wild Pitches (Righthander)

1907, 1909 Fred Beebe.....	15
----------------------------	----

Most Wild Pitches (Lefthander)

1984 Dave LaPoint.....	15
------------------------	----



CARDINALS PITCHING FEATS

N.L. ERA LEADERS (10)

YEAR	PITCHER	G	IP	ERA	YEAR	PITCHER	G	IP	ERA
1914	Bill Doak	36	256.0	1.72	1948	Harry Brecheen	33	233.1	2.24
1921	Bill Doak	32	208.2	2.58	1968	Bob Gibson	34	304.2	1.12
1942	Mort Cooper	37	278.2	1.77	1976	John Denny	30	207.0	2.52
1943	Howie Pollet	16	118.1	1.75	1988	Joe Magrane	24	165.1	2.18
1946	Howie Pollet	40	226.0	2.10	2009	Chris Carpenter	28	192.2	2.24

N.L. WIN LEADERS (8)

YEAR	PITCHER	WINS	YEAR	PITCHER	WINS	YEAR	PITCHER	WINS
1934	Dizzy Dean	30	1946	Howie Pollet	21	2001	Matt Morris	*22
1935	Dizzy Dean	28	1970	Bob Gibson	*23	2009	Adam Wainwright	19
1942	Mort Cooper	22	1984	Joaquin Andujar	20			

* Tied

N.L. SAVE LEADERS (13)

YEAR	PITCHER	SAVES	YEAR	PITCHER	SAVES	YEAR	PITCHER	SAVES
1949	Ted Wilks	9	1981	Bruce Sutter	25	1991	Lee Smith	47
1952	Al Brazle	16	1982	Bruce Sutter	36	1992	Lee Smith	43
1959	Lindy McDaniel	*15	1984	Bruce Sutter	45	2004	Jason Isringhausen	*47
1960	Lindy McDaniel	26	1986	Todd Worrell	36	2012	Jason Motte	*42
1975	Al Hrabosky	*22						

* Tied

N.L. STRIKEOUT LEADERS (11)

YEAR	PITCHER	SO	YEAR	PITCHER	SO	YEAR	PITCHER	SO
1906	Fred Beebe	171	1933	Dizzy Dean	199	1958	Sam Jones	225
1930	Bill Hallahan	177	1934	Dizzy Dean	195	1968	Bob Gibson	268
1931	Bill Hallahan	159	1935	Dizzy Dean	190	1989	Jose DeLeon	201
1932	Dizzy Dean	191	1948	Harry Brecheen	149			

CARDINALS NO-HITTERS (9)

PITCHER/OPPONENT	LOCATION	SCORE	DATE
Jesse Haines vs. Boston	Sportsman's Park	5-0	7/17/24
Paul Dean at Brooklyn	Ebbets Field	3-0	9/21/34 [2]
Lon Warneke at Cincinnati	Crosley Field	2-0	8/30/41
Ray Washburn at San Francisco	Candlestick Park	2-0	9/18/68
Bob Gibson at Pittsburgh	Three Rivers Stadium	11-0	8/14/71
Bob Forsch vs. Philadelphia	Busch Stadium	5-0	4/16/78
Bob Forsch vs. Montreal	Busch Stadium	3-0	9/26/83
Jose Jimenez at Arizona	Bank One Ballpark	1-0	6/25/99
Bud Smith at San Diego	Qualcomm Stadium	4-0	9/3/2001

NO-HIT GAMES VS. CARDINALS (9)

PITCHER/OPPONENT	LOCATION	SCORE	DATE
Christy Mathewson, New York Giants	Robison Field	5-0	7/15/1901
Mal Eason, Brooklyn	Robison Field	2-0	7/20/1906
Hod Eller, Cincinnati	Redland Field	6-0	5/11/1919
Don Cardwell at Chicago	Wrigley Field	4-0	5/15/1960 [2]
Gaylord Perry at San Francisco	Candlestick Park	1-0	9/17/1968
Tom Seaver at Cincinnati	Riverfront Stadium	4-0	6/16/1978
David Palmer, Montreal (5 innings)	Busch Stadium	4-0	4/21/1984
Fernando Valenzuela, Los Angeles	Dodger Stadium	6-0	6/29/1990
Johan Santana, New York Mets	Citi Field	8-0	6/1/2012



CARDINALS BATTING ALL-TIME TOP 10

BATTING AVERAGE

1. Rogers Hornsby359
2. Johnny Mize336
3. Joe Medwick335
4. Stan Musial331
5. Albert Pujols328
6. Chick Hafey326
7. Jim Bottomley325
8. Frankie Frisch312
9. Joe Torre308
10. Ripper Collins307

(min. 2500 ABs)

GW-RBI (1980-Present)

1. Albert Pujols	212
2. Yadier Molina	121
3. Matt Holliday	102
4. Ray Lankford	101
5. Jim Edmonds	87
6. Willie McGee	86
7. Ozzie Smith	83
8. Matt Carpenter	73
9. George Hendrick	62
10. Tom Herr/Terry Pendleton ..	61

AT-BATS

1. Stan Musial	10,971
2. Lou Brock	9,125
3. Yadier Molina	7,817
4. Ozzie Smith	7,160
5. Red Schoendienst	6,841
6. Enos Slaughter	6,775
7. Albert Pujols	6,619
8. Ken Boyer	6,334
9. Curt Flood	6,318
10. Rogers Hornsby	5,881

RUNS

1. Stan Musial	1,949
2. Lou Brock	1,427
3. Albert Pujols	1,333
4. Rogers Hornsby	1,090
5. Enos Slaughter	1,071
6. Red Schoendienst	1,025
7. Ozzie Smith	991
8. Ken Boyer	988
9. Ray Lankford	928
10. Jim Bottomley	921

HITS

1. Stan Musial	3,630
2. Lou Brock	2,713
3. Yadier Molina	2,168
4. Albert Pujols	2,156
5. Rogers Hornsby	2,110
6. Enos Slaughter	2,064
7. Red Schoendienst	1,980
8. Ozzie Smith	1,944
9. Ken Boyer	1,855
10. Curt Flood	1,853

TOTAL BASES

1. Stan Musial	6,134
2. Albert Pujols	4,062
3. Lou Brock	3,776
4. Rogers Hornsby	3,342
5. Enos Slaughter	3,138
6. Yadier Molina	3,118
7. Ken Boyer	3,011
8. Jim Bottomley	2,852
9. Red Schoendienst	2,658
10. Ted Simmons	2,626

GAMES

1. Stan Musial	3,026
2. Lou Brock	2,289
3. Yadier Molina	2,226
4. Ozzie Smith	1,990
5. Enos Slaughter	1,820
6. Albert Pujols	1,814
7. Red Schoendienst	1,795
8. Curt Flood	1,738
9. Ken Boyer	1,667
10. Willie McGee	1,661

DOUBLES

1. Stan Musial	725
2. Albert Pujols	469
3. Lou Brock	434
4. Yadier Molina	408
5. Joe Medwick	377
6. Rogers Hornsby	367
7. Enos Slaughter	366
8. Red Schoendienst	353
9. Jim Bottomley	344
10. Ray Lankford	339

TRIPLES

1. Stan Musial	177
2. Rogers Hornsby	143
3. Enos Slaughter	135
4. Lou Brock	121
5. Jim Bottomley	119
6. Ed Konetchy	94
7. Willie McGee	83
8. Joe Medwick	81
9. Pepper Martin	75
10. Garry Templeton	69

HOME RUNS

1. Stan Musial	475
2. Albert Pujols	469
3. Ken Boyer	255
4. Jim Edmonds	241
5. Ray Lankford	228
6. Mark McGwire	220
7. Rogers Hornsby	193
8. Jim Bottomley	181
9. Yadier Molina	176
10. Ted Simmons	172

RUNS BATTED IN (SINCE 1920)

1. Stan Musial	1,950
2. Albert Pujols	1,397
3. Enos Slaughter	1,149
4. Jim Bottomley	1,105
5. Yadier Molina	1,022
6. Ken Boyer	1,001
7. Ted Simmons	929
8. Joe Medwick	923
9. Ray Lankford	829
10. Lou Brock	814

STOLEN BASES

1. Lou Brock	888
2. Vince Coleman	549
3. Ozzie Smith	433
4. Willie McGee	301
5. Ray Lankford	250
6. Jack Smith	203
7. Frankie Frisch	195
8. Tommy Dowd	187
9. Miller Huggins	174
10. Lonnie Smith	173

BASES ON BALLS

1. Stan Musial	1,605
2. Albert Pujols	1,003
3. Ozzie Smith	876
4. Enos Slaughter	838
5. Ray Lankford	780
6. Matt Carpenter	699
7. Lou Brock	681
8. Rogers Hornsby	662
9. Jim Edmonds	645
10. Ken Boyer	629

PINCH-HITS

1. Gerald Perry	70
2. Steve Braun	60
3. Willie McGee	59
4. Red Schoendienst	54
5. Dane Iorg	47
6. Peanuts Lowrey	47
7. Matt Adams	40
8. Greg Garcia	37
9. Stan Musial	35
10. Kerry Robinson	34
Skip Schumaker	34

GRAND SLAMS

1. Albert Pujols	13
2. Stan Musial	9
3. Ken Boyer	7
Rogers Hornsby	7
Yadier Molina	7
Ted Simmons	7
7. Jim Bottomley	6
Bill White	6
9. Seven players with	5



CARDINALS INDIVIDUAL BATTING RECORDS — SEASON

Most Games
1989 Jose Oquendo..... 163
Most At-Bats (Lefthanded)
1967 Lou Brock..... 689
Most At-Bats (Righthanded)
1964 Curt Flood..... 679
Most At-Bats (Switch Hitter)
1979 Garry Templeton..... 672
Most Runs (Lefthanded)
1901 Jesse Burkett..... 139
Most Runs (Righthanded)
1922 Rogers Hornsby..... 141
Highest Batting Average (Lefthanded)
1899 Jesse Burkett..... .396
Highest Batting Average (Righthanded)
1924 Rogers Hornsby..... .424
Highest Batting Average (Switch Hitter)
1985 Willie McGee..... .353
Most Hits (Lefthanded)
1948 Stan Musial..... 230
Most Hits (Righthanded)
1922 Rogers Hornsby..... 250
Most Hits (Switch Hitter)
1985 Willie McGee..... 216
Most Hits By Pitcher
1902 Mike O'Neill..... 43
Most Singles (Lefthanded)
1901 Jesse Burkett..... 180
Most Singles (Righthanded)
1964 Curt Flood..... 178
Most Doubles (Lefthanded)
2013 Matt Carpenter..... 55
Most Doubles (Righthanded)
1936 Joe Medwick..... 64
Most Triples (Lefthanded)
1894 Roger Connor..... 25
Most Triples (Righthanded)
1893 Perry Werden..... 33
Most Triples, Since 1900 (Righthanded)
1915 Tom Long..... 25
Most Home Runs (Lefthanded)
1940 Johnny Mize..... 43
Most Home Runs (Righthanded)
1998 Mark McGwire..... 70
Most Home Runs (Switch Hitter)
1934 Ripper Collins..... 35

Most Home Runs By Pitcher
1965, 1972 Bob Gibson..... 5
Most Home Runs, Rookie (Lefthanded)
2006 Chris Duncan..... 22
Most Home Runs, Rookie (Righthanded)
2001 Albert Pujols..... 37
Most Home Runs - Home
1998 Mark McGwire..... 38
Most Home Runs - Road
1998 Mark McGwire..... 32
Most Home Runs, One Month
1998 Mark McGwire (May)..... 16
1999 Mark McGwire (July)..... 16
Most Grand Slam Home Runs
2009 Albert Pujols..... 5
Most Runs Batted In (Lefthanded)
1929 Jim Bottomley..... 137
1940 Johnny Mize..... 137
Most Runs Batted In (Righthanded)
1937 Joe Medwick..... 154
Most Runs Batted In By Pitcher
1935 Dizzy Dean..... 21
Most Game-Winning RBIs (Lefthanded)
1982 Keith Hernandez..... 21
Most Game-Winning RBIs (Righthanded)
2006 Albert Pujols..... 25
Most Game-Winning RBIs (Switch Hitter)
1985 Willie McGee..... 17
Most Total Bases (Lefthanded)
1948 Stan Musial..... 429
Most Total Bases (Righthanded)
1922 Rogers Hornsby..... 450
Most Long Hits (Lefthanded)
1948 Stan Musial..... 103
Most Long Hits (Righthanded)
1922 Rogers Hornsby..... 102
Most Sacrifice Hits
1943 Harry Walker..... 36
Most Sacrifice Hits (Pitcher)
1986 Danny Cox..... 16
Most Sacrifice Flies
1982 George Hendrick..... 14
Highest Slugging Average (Lefthanded)
1948 Stan Musial..... .702

Highest Slugging Average (Righthanded)
1922 Rogers Hornsby..... .756
Most Bases On Balls (Lefthanded)
2017 Matt Carpenter..... 109
Most Bases On Balls (Righthanded)
1998 Mark McGwire..... 162
Most Bases On Balls (Switch Hitter)
1910 Miller Huggins..... 116
Most Intentional Bases On Balls
2009 Albert Pujols..... 44
Most Hit By Pitch
1910 Steve Evans..... 31
Most Strikeouts (Lefthanded)
2000 Jim Edmonds..... 167
Most Strikeouts (Righthanded)
2019 Paul Goldschmidt..... 166
Fewest Strikeouts
1927 Frank Frisch (153 Games).... 10
Most Stolen Bases (Lefthanded)
1974 Lou Brock..... 118
Most Stolen Bases (Righthanded)
1982 Lonnie Smith..... 68
Most Stolen Bases (Switch Hitter)
1985 Vince Coleman..... 110
Most Caught Stealing
1914 Miller Huggins..... 36
Most Consecutive Games Reached Safely without Error (Lefthanded)
1943 Stan Musial..... 55
Most Consecutive Games Reached Safely without Error (Righthanded)
1925 Ray Blades..... 53
Most Consecutive Games Hit Safely (Lefthanded)
1950 Stan Musial..... 30
Most Consecutive Games Hit Safely (Righthanded)
1922 Rogers Hornsby..... 33
Most Grounded Into Double Plays
2013 Matt Holliday..... 31
Fewest Grounded Into Double Plays
2018 Matt Carpenter..... 0
Most Pinch-Hits (Lefthanded)
1970 Vic Davalillo..... 24
1993 Gerald Perry..... 24
Most Pinch-Hits (Righthanded)
1953 Peanuts Lowrey..... 22
Most Pinch-Hits (Switch Hitter)
1962 Red Schoendienst..... 22



CARDINALS INDIVIDUAL SINGLE-GAME AND MULTIPLE-GAME BATTING RECORDS

**Most Times Faced Pitcher
(9-inning game)**

8 Taylor Douthit 7/6/1929 [2]

**Most Times Faced Pitcher
With No Official At-Bats**

6 Miller Huggins
(4BB, 1SH, 1SF)..... 6/1/1910

Most Runs, Game

5 Last: Matt Carpenter..... 6/26/2018

Most Runs, Game - Pitcher

3 Last: Tyler Lyons 6/19/2015

**Most Runs, Two Consecutive Games
(18 Innings)**

8 Stan Musial..... 5/19, 5/20/1948

Most Hits, Game

6 Last: Skip Schumaker... 7/26/2008

Most Hits, Game - Pitcher

4 Last: Mike Torrez..... 7/19/1970

**Most Times Six Hits, With Six
At-Bats In A Game (Career)**

2 Jim Bottomley 9/16/1924 &
8/5/1931 [2]

**Most Times Five Hits In A Game,
Season**

4 Stan Musial 4/30, 5/19,
6/22, 9/22/1948

**Most At-Bats With No Hits,
Doubleheader (Over 18 Innings)**

12 Red Schoendienst 6/9/1947
(24 innings)

**Most Hits, Two Straight
Doubleheaders**

14 Bill White.....

**Most Times Reached Base Safely
Consecutive Plate Appearances,
Season**

12 Chick Hafey 1929
Jim Edmonds 2000

**Most Consecutive Hits, Season
(bases on balls shown in break)**

10 Chick Hafey 7/6 [2], 7/8,
7/9/1929 (2 BB)
Joe Medwick..... 7/19 [1 & 2],
7/21/1936 (1 BB)
Corey Dickerson ... 8/23-8/25/2022
(0 BB)

Most Doubles, Game

4 Joe Medwick 8/4/1937
Matt Carpenter..... 8/26/2018

Most Doubles, Inning

2 Last: Kolten Wong 7/24/2019
(2nd inning)

Most Doubles, Doubleheader

5 Joe Medwick 8/30/1935
Red Schoendienst..... 6/6/1948

Most Doubles, Two Straight Games

6 Red Schoendienst ... 6/5-6/6 [1]/1948

Most Doubles, Three Straight Games

8 Red Schoendienst ... 6/5-6/[1&2]/1948

Most Triples, Game

3 Last: Jim Bottomley 6/21/1927

Most Triples, Inning

2 Heine Peitz 7/2/1895

Most Home Runs, Game

4 Mark Whiten..... 9/7/1993 [2]

Most Home Runs, Inning

2 Fernando Tatis..... 4/23/1999
(3rd inning)

**Most Home Runs, Doubleheader
(homering in each game)**

5 Stan Musial..... 5/2/1954
(3 in G1, 2 in G2)

Most Three-Homer Games, Season

2 Johnny Mize.. 7/13 & 7/20[2]/1938,
..... 5/13 & 9/8 [1]/1940
Mark McGwire.... 4/14 & 5/19/1998
Albert Pujols..... 4/16 & 9/3/2006

**Most Consecutive Home Runs,
Two Games (includes base on balls)**

4 Stan Musial..... 7/7 [2] (1HR) &
7/8/1962 (3HR)
Albert Pujols..... 4/16 (3HR) &
4/17/2006 (1HR)

Most Home Runs, Five Straight

7 Games 7/18 (6) 1961
7 Jim Bottomley 7/5-7/9/1929
7 Matt Carpenter 7/14-7/21 [1]

**Most Consecutive Games With A
Home Run**

6 Matt Carpenter. 7/14-7/21 [2]/2018

6 Paul Goldschmidt... 7/22-7/27/2019

Most Total Bases, Game

16 Mark Whiten..... 9/7/1993
16 Matt Carpenter..... 7/20/2018

Most Extra-Base Hits, Game

5 Matt Carpenter 7/20/2018
(2 2B, 3 HR) *Tied MLB Record

**Most Extra-Base Hits,
Doubleheader (18 Innings)**

6 Joe Medwick 5/30/1935
(5 2B, 1 3B)
Red Schoendienst 6/6/1948
(5 2B, 1 HR)

**Most Extra-Base Hits,
Two Straight Games**

7 R. Schoendienst .. 6/5-6/6 [1]/1948
Jim Edmonds 4/4-8/2003

**Most Extra-Base Hits,
Three Straight Games**

9 Red Schoendienst
6/5-6/6[1&2]/1948

**Most Games With Four Extra-Base
Hits (season)**

2 Joe Medwick 5/12 & 8/4/1937
Jim Edmonds 4/4 & 6/28/2003
Matt Carpenter... 7/20 & 8/26/2018

Most RBIs, Game

12 Jim Bottomley 8/6/1924
Mark Whiten..... 9/7/1993 [2]

Most RBIs, Inning

8 Fernando Tatis..... 4/23/1999
(3rd inning)

Most Consecutive Games With RBI

12 Rip Collins..... 1935

Most RBIs, Two Straight Games

13 Mark Whiten..... 9/7 [1&2]/1993

Most Walks, Game

5 Colby Rasmus 5/22/2011 (10)
Reggie Smith 9/13/1974 (17)
Ted Sizemore 8/12/1974 (13)
Solly Hemus..... 9/15/1951

**Most Consecutive Games,
One Or More Walks**

16 Jack Clark (28 walks)
7/18 - 8/10/1987

Most Walks, Doubleheader

6 Johnny Mize..... 8/26/1939
Jack Clark 7/8/87 (19 Innings)

Most Strikeouts, Game

5 Last: Dexter Fowler..... 9/24/2019
(19 Innings)

Most Sacrifice Flies, Game

3 Vince Coleman 5/1/1986

**Most Times Reaching Base On
Error In One Inning (Fair-hit Balls)**

2 Stu Martin 6/22/40
(6th inning)

Most Stolen Bases, Game

5 Lonnie Smith..... 9/4/1982

Most Steals Of Home, Game

2 Ed Konetchy 9/30/1907

Most Grand Slams, Inning

2 Fernando Tatis..... 4/23/1999
(3rd inning)

HISTORY



CARDINALS BATTING FEATS

CARDINALS WHO HOMERED IN FIRST MAJOR LEAGUE AT-BAT (9)

Eddie Morgan 4/14/1936 vs. Chicago (opening day) (first pitch, pinch-hit)	Hector Luna 4/8/2004 vs. Milwaukee (second pitch)
Wally Moon..... 4/13/1954 vs. Chicago (opening day)	Adam Wainwright..... 5/24/2006 at San Francisco (first pitch)
Keith McDonald 7/4/2000 (ph) & 7/6 vs. Cincinnati (first two at-bats)	Mark Worrell 6/5/2008 [2] at Washington (full count)
Chris Richard 7/17/2000 at Minnesota (first pitch)	Paul DeJong 5/28/2017 at Colorado (second pitch, pinch-hit)
Gene Stechschulte 4/17/2001 vs. Arizona (first pitch, pinch-hit)	

CARDINALS WITH THREE OR MORE HOMERS IN ONE GAME (23)

Frank Shugart..... 5/10/1894 at Cincinnati	Mark McGwire 4/14/1998 vs. Arizona
George Harper 9/20/1928 [1] at New York	Mark McGwire 5/19/1998 at Philadelphia
George Watkins..... 6/24/1931 [2] at Philadelphia	Mark McGwire 5/18/2000 at Philadelphia
Johnny Mize 7/13/1938 vs. Boston	Albert Pujols 7/20/2004 at Chicago
Johnny Mize 7/20/1938 [2] vs. New York	Albert Pujols 4/16/2006 vs. Cincinnati
Johnny Mize 5/13/1940 (14 inn.) at Cincinnati	Albert Pujols 9/3/2006 vs. Pittsburgh
Johnny Mize 9/8/1940 [1] vs. Pittsburgh	Albert Pujols 5/30/2010 at Chicago
Stan Musial..... 5/2/1954 [1] vs. New York	Matt Carpenter 7/20/2018 at Chicago
Bill White 7/5/1961 at Los Angeles	Paul Goldschmidt..... 3/29/2019 at Milwaukee
Stan Musial..... 7/8/1962 at New York	Paul DeJong 7/24/2019 at Pittsburgh
Reggie Smith..... 5/22/1976 at Philadelphia	Paul Goldschmidt..... 5/7/2023 vs. Detroit
Mark Whiten (4 HRs)..... 9/7/1993 at Cincinnati	

CARDINALS WHO HOMERED IN ALL-STAR GAME (15)

Stan Musial..... 7/13/1948 at St. Louis (Sportsman's Park)	Ken Boyer..... 7/13/1960 at New York (Yankee Stadium)
..... 7/12/1949 at New York (Ebbets Field) 7/7/1964 at New York (Shea Stadium)
..... 7/10/1951 at Detroit (Briggs Stadium)	Joe Medwick 7/10/1934 at New York (Polo Grounds)
..... 7/12/1955 at Milwaukee (County Stadium)	Red Schoendienst..... **7/11/1950 at Chicago (Comiskey Park)
..... 7/10/1956 at Washington (Griffith Stadium)	Reggie Smith ... 7/23/1974 at Pittsburgh (Three Rivers Stadium)
..... *7/13/1960 at New York (Yankee Stadium)	Yadier Molina 7/11/2017 at Miami (Marlins Park)
Frankie Frisch..... 7/6/1933 at Chicago (Comiskey Park)	Paul Goldschmidt... 7/19/2022 at Los Angeles (Dodger Stadium)
..... 7/10/1934 at New York (Polo Grounds)	*pinch hit ; **14th inning

GRAND SLAMS HIT BY CARDINALS PITCHERS SINCE 1900 (12)

Pitcher and date	Opponent (Pitcher)
Mike O'Neill (pinch-hit), 6/3/1902..... at Boston (Charles Pittinger)
Curt Davis, 4/26/1938..... at Cincinnati (Al Hollingsworth)
Bob Gibson, 9/29/1965..... at San Francisco (Gaylord Perry)
Bob Gibson, 7/26/1973 [1]..... vs. New York (John Strohmayr)
Rick Wise, 8/21/1973..... at Atlanta (Roric Harrison)
Joaquin Andujar, 5/15/1984..... vs. Atlanta (Jeff Dedmon)
Bob Forsch, 8/10/1986..... vs. Pittsburgh (Mike Bielecki)
Donovan Osborne, 9/7/1996..... vs. San Diego (Andy Ashby)
Kent Mercker, 9/2/1998..... at Florida (Jesus Sanchez)
Chris Carpenter, 10/1/2009..... at Cincinnati (Kip Wells)
Brad Penny, 5/21/2010..... vs. Los Angeles-AL (Joel Piñeiro)
Jake Westbrook, 8/31/2011..... at Milwaukee (Randy Wolf)

CARDINALS WHO HIT FOR THE CYCLE (17)

Cliff Heathcote... 6/13/18 at Philadelphia (8-8 tie in 19 inn.)	Ken Boyer..... 6/16/64 at Houston
Jim Bottomley 7/15/27 at Philadelphia	Joe Torre 6/27/73 at Pittsburgh
Chick Hafey 8/21/30 vs. Philadelphia	Lou Brock 5/27/75 vs. San Diego
Pepper Martin 5/25/33 at Philadelphia	Willie McGee 6/23/84 at Chicago
Joe Medwick..... 6/29/35 at Cincinnati	Ray Lankford..... 9/15/91 vs. New York
Johnny Mize 7/13/40 [1] vs. New York	John Mabry..... 5/18/96 at Colorado
Stan Musial..... 7/24/49 at Brooklyn	Mark Grudzielanek 4/27/05 vs. Milwaukee
Bill White 8/14/60 [1] at Pittsburgh	Nolan Arenado..... 7/1/2022 at Philadelphia
Ken Boyer..... 9/14/61 [2] vs. Chicago	

CARDINALS WITH SIX OR MORE HITS IN ONE GAME (7)

Duff Cooley..... 9/30/1893 [2] vs. Boston	Jim Bottomley..... 8/5/1931 [2] at Pittsburgh
Roger Connor..... 6/1/1895 at New York	Terry Moore 9/5/1935 vs. Boston
Dick Harley 6/24/1897 (12 inn.) at Pittsburgh	Skip Schumaker 7/26/2008 (14 inn.) at New York Mets
Jim Bottomley..... 9/16/1924 at Brooklyn	



CARDINALS BATTING FEATS (Continued)

N.L. TRIPLE CROWN WINNERS (3)

YEAR	PLAYER	YEAR	PLAYER	YEAR	PLAYER
1922	Rogers Hornsby (.401/42/152)	1925	Rogers Hornsby (.403/39/143)	1937	Joe Medwick (.374/31/154)

N.L. BATTING CHAMPIONS (22)

YEAR	PLAYER	AVG	YEAR	PLAYER	AVG	YEAR	PLAYER	AVG
1901	Jesse Burkett.....	.382	1937	Joe Medwick.....	.374	1957	Stan Musial.....	.351
1920	Rogers Hornsby370	1939	Johnny Mize349	1971	Joe Torre363
1921	Rogers Hornsby397	1943	Stan Musial.....	.357	1979	Keith Hernandez.....	.344
1922	Rogers Hornsby401	1946	Stan Musial.....	.365	1985	Willie McGee353
1923	Rogers Hornsby384	1948	Stan Musial.....	.376	1990	Willie McGee335
1924	Rogers Hornsby424	1950	Stan Musial.....	.346	2003	Albert Pujols359
1925	Rogers Hornsby403	1951	Stan Musial.....	.355			
1931	Chick Hafey349	1952	Stan Musial.....	.336			

N.L. HOME RUN LEADERS (11)

YEAR	PLAYER	HR	YEAR	PLAYER	HR	Year	Player	HR
1922	Rogers Hornsby	42	1937	Joe Medwick.....	31	1999	Mark McGwire	65
1925	Rogers Hornsby	39	1939	Johnny Mize	28	2009	Albert Pujols	47
1928	Jim Bottomley	31	1940	Johnny Mize	43	2010	Albert Pujols	42
1934	Rip Collins.....	35	1998	Mark McGwire	70			

.400 HITTERS (3)

YEAR	PLAYER	AVG.	YEAR	PLAYER	AVG.	YEAR	PLAYER	AVG.
1924	Rogers Hornsby424	1925	Rogers Hornsby403	1922	Rogers Hornsby401

200 HITS IN A SEASON (41)

YEAR	PLAYER	HITS	YEAR	PLAYER	HITS	Year	Player	Hits
1922	Rogers Hornsby	250	1985	Willie McGee	216	1900	Jesse Burkett.....	202
1937	Joe Medwick.....	237	2003	Albert Pujols	212	1970	Lou Brock	202
1921	Rogers Hornsby	235	1964	Curt Flood.....	211	1921	Austin McHenry	201
1948	Stan Musial.....	230	1979	Garry Templeton	211	1930	Taylor Douthit	201
1971	Joe Torre	230	1979	Keith Hernandez.....	210	1939	Joe Medwick.....	201
1899	Jesse Burkett.....	228	1927	Frankie Frisch.....	208	1963	Dick Groat.....	201
1901	Jesse Burkett.....	228	1949	Stan Musial	207	1934	Rip Collins.....	200
1946	Stan Musial.....	228	1929	Taylor Douthit	206	1953	Stan Musial.....	200
1924	Rogers Hornsby	227	1967	Lou Brock	206	1963	Curt Flood.....	200
1925	Jim Bottomley	227	1951	Stan Musial	205	1963	Bill White	200
1935	Joe Medwick.....	224	1920	Milt Stock	204	1964	Lou Brock	200
1936	Joe Medwick.....	223	1937	Johnny Mize	204	1971	Lou Brock	200
1943	Stan Musial.....	220	1925	Rogers Hornsby	203	1977	Garry Templeton	200
1920	Rogers Hornsby	218	1970	Joe Torre	203			

20 HOME RUNS & 20 STOLEN BASES IN A SEASON (12)

YEAR	PLAYER	HR-SB	YEAR	PLAYER	HR-SB	YEAR	PLAYER	HR-SB
1967	Lou Brock	21-52	1995	Brian Jordan	22-24	1998	Ray Lankford	31-26
1992	Ray Lankford	20-42	1996	Ray Lankford	21-35	1999	Fernando Tatis	34-21
1995	Ray Lankford	25-24	1997	Ray Lankford	31-21	2004	Reggie Sanders.....	22-21
1995	Brian Jordan	22-24	1998	Ray Lankford	31-26	2017	Tommy Pham.....	23-25



CARDINALS BATTING FEATS (Continued)

30 HOME RUNS IN A SEASON (50)

YEAR	PLAYER	HR	YEAR	PLAYER	HR	YEAR	PLAYER	HR
1998	Mark McGwire	70	2008	Albert Pujols	37	1960	Ken Boyer	32
1999	Mark McGwire	65	2011	Albert Pujols	37	2000	Mark McGwire	32
2006	Albert Pujols	49	1949	Stan Musial	36	2007	Albert Pujols	32
2009	Albert Pujols	47	2018	Matt Carpenter	36	2012	Carlos Beltran	32
2004	Albert Pujols	46	1934	Rip Collins	35	2011	Lance Berkman	31
1940	Johnny Mize	43	1954	Stan Musial	35	1928	Jim Bottomley	31
2003	Albert Pujols	43	1987	Jack Clark	35	1937	Joe Medwick	31
1922	Rogers Hornsby	42	2022	Paul Goldschmidt	35	1997	Ray Lankford	31
2000	Jim Edmonds	42	1970	Richie Allen	34	1998	Ray Lankford	31
2004	Jim Edmonds	42	1999	Fernando Tatis	34	2021	Paul Goldschmidt	31
2010	Albert Pujols	42	2002	Albert Pujols	34	1953	Stan Musial	30
2005	Albert Pujols	41	2004	Scott Rolen	34	1996	Ron Gant	30
1925	Rogers Hornsby	39	2019	Paul Goldschmidt	34	2001	Jim Edmonds	30
1948	Stan Musial	39	2021	Nolan Arenado	34	2016	Jedd Gyorko	30
2003	Jim Edmonds	39	2021	Tyler O'Neill	34	2019	Paul DeJong	30
2008	Ryan Ludwick	37	1955	Stan Musial	33	2022	Nolan Arenado	30
2001	Albert Pujols	37	1951	Stan Musial	32			

MULTIPLE CARDINALS WITH 30 HOME RUNS IN A SEASON (11)

YEAR	PLAYER (HR)	YEAR	PLAYERS (HR)
1998	Mark McGwire (70), Ray Lankford (31)	2008	Ryan Ludwick (37), Albert Pujols (37)
1999	Mark McGwire (65), Fernando Tatis (34)	2011	Albert Pujols (37), Lance Berkman (31)
2000	Jim Edmonds (42), Mark McGwire (32)	2019	Paul Goldschmidt (34), Paul DeJong (30)
2001	Albert Pujols (37), Jim Edmonds (30)	2021	Nolan Arenado (34), Tyler O'Neill (34), Paul Goldschmidt (31)
2003	Albert Pujols (43), Jim Edmonds (39)	2022	Paul Goldschmidt (35), Nolan Arenado (30)
2004	Albert Pujols (46), Jim Edmonds (42), Scott Rolen (34)		

200 HITS & 30 HOME RUNS IN A SEASON (9)

YEAR	PLAYER	HITS-HR	YEAR	PLAYER	HITS-HR	YEAR	PLAYER	HITS-HR
1922	Rogers Hornsby	250-42	1937	Joe Medwick	237-31	1951	Stan Musial	205-32
1925	Rogers Hornsby	203-39	1948	Stan Musial	230-39	1953	Stan Musial	200-30
1934	Rip Collins	200-35	1949	Stan Musial	207-36	2003	Albert Pujols	212-43

.300-30-100 CLUB (26)

Players who batted at least .300 with 30 or more homers and 100 or more RBI in a season.

YEAR	PLAYER	AVG.-HR-RBI	YEAR	PLAYER	AVG.-HR-RBI	YEAR	PLAYER	AVG.-HR-RBI
1922	Rogers Hornsby	.401-42-152	1954	Stan Musial	.330-35-126	2005	Albert Pujols	.330-41-117
1925	Rogers Hornsby	.403-39-143	1955	Stan Musial	.319-33-108	2006	Albert Pujols	.331-49-137
1928	Jim Bottomley	.325-31-136	2001	Jim Edmonds	.304-30-110	2007	Albert Pujols	.327-32-103
1934	Rip Collins	.333-35-128		Albert Pujols	.329-37-130	2008	Albert Pujols	.357-37-116
1937	Joe Medwick	.374-31-154	2002	Albert Pujols	.314-34-127	2009	Albert Pujols	.327-47-135
1940	Johnny Mize	.314-43-137	2003	Albert Pujols	.359-43-124	2010	Albert Pujols	.312-42-118
1948	Stan Musial	.376-39-131	2004	Jim Edmonds	.301-42-111	2022	Paul Goldschmidt	.317-35-115
1949	Stan Musial	.338-36-123		Albert Pujols	.331-46-123			
1951	Stan Musial	.355-32-108		Scott Rolen	.314-34-124			
1953	Stan Musial	.337-30-113						

CARDINALS WHO HIT SAFELY IN 25 OR MORE CONSECUTIVE GAMES (10)

YEAR	PLAYER	GAMES	YEAR	PLAYER	GAMES	YEAR	PLAYER	GAMES
1922	Rogers Hornsby	33	1959	Ken Boyer	29	1971	Lou Brock	26
1950	Stan Musial	30	1935	Joe Medwick	28	1999	Joe McEwing	25
2003	Albert Pujols	30	1954	Red Schoendienst	28	2022	Paul Goldschmidt	25
1943	Harry Walker	29						



CARDINALS BATTING LEADERS

SINGLE-SEASON OFFENSIVE LEADERS BY POSITION

POS	PLAYER	HR	PLAYER	RBI	PLAYER	SB
C	Ted Simmons, 1979	26	Ted Simmons, 1972	96	Yadier Molina, 2012	12
1B	Mark McGwire, 1998	69	Mark McGwire, 1999	147	Gregg Jefferies, 1993	46
2B	Rogers Hornsby, 1922	42	Rogers Hornsby, 1922	152	Delino DeShields, 1997	54
SS	Paul DeJong, 2019	30	Edgar Renteria, 2003	100	Ozzie Smith, 1988	57
3B	Tatis (99), Rolen (04), Arenado (21)	34	Joe Torre, 1971	137	Pepper Martin, 1933	26
LF	Tyler O'Neill, 2021	34	Joe Medwick, 1937	154	Lou Brock, 1974	118
CF	Jim Edmonds, 2000	41	Jim Edmonds, 2001	110	Willie McGee, 1985	56
RF	Stan Musial, 1948	39	Stan Musial, 1948	131	Andy Van Slyke, 1985	32
P	Bob Gibson, 1965 & '72	5	Dizzy Dean, 1935	21	Bob Gibson, 1969	5

Totals are only while playing designated position, not including statistics accumulated during the season while pinch-hitting, pinch-running or playing another position.

Stolen base leaders since 1920.

SINGLE-SEASON FIELDING LEADERS BY POSITION

POS	PLAYER	YEAR	G	TC	E	PCT
C	Mike Matheny	2003	138	823	0	1.000
1B	Paul Goldschmidt	2022	128	1,163	1	.999
2B	Jose Oquendo	1990	150	681	3	.996
SS	Paul DeJong	2019	157	653	7	.989
3B	Troy Glaus	2008	146	385	7	.982
OF	Curt Flood	1966	159	396	0	1.000
OF	Orlando Palmeiro	2003	112	171	0	1.000
OF	Jon Jay	2012	116	292	0	1.000
OF	Ray Lankford	1996	144	366	1	.997
OF	Jon Jay	2013	152	340	1	.997
OF	Tony Scott	1980	134	330	1	.997

CARDINALS ROOKIE RECORDS

PITCHING

Games.....	77, Mike Perez, 1992
Games Won	21, Johnny Beazley, 1942
Games Lost	20, Ted Breitenstein, 1892
	and Jesse Haines, 1920
Games Started	37, Jesse Haines, 1920
Complete Games	28, Ted Breitenstein, 1892
Shutouts	6, Harvey Haddix, 1953
Innings Pitched.....	301.2, Jesse Haines, 1920
Strikeouts.....	194, Rick Ankiel, 2000
Walks.....	148, Ted Breitenstein, 1892
Saves.....	*36, Todd Worrell, 1986
Winning Pct. #810 (17-4), Ted Wilks, 1944
ERA +.....	2.13, Johnny Beazley, 1942

*NL rookie record.

**Major League rookie record.

#Minimum of 18 decisions.

+Minimum of 154/162 innings pitched.

BATTING

At-Bats.....	636, Vince Coleman, 1985
Batting Average.....	**373, George Watkins, 1930
Runs	112, Albert Pujols, 2001
Hits	194, Emmet Heidrick, 1899
	and Albert Pujols, 2001
Singles.....	157, Emmet Heidrick, 1899
Doubles	47, Albert Pujols, 2001
Triples.....	25, Tommy Long, 1915
Home Runs	37, Albert Pujols, 2001
Extra-Base Hits	*88, Albert Pujols, 2001
Total Bases	*360, Albert Pujols, 2001
Slugging Average	**621, George Watkins, 1930
Runs-Batted-In	*130, Albert Pujols, 2001
Walks.....	75, Solly Hemus, 1951
Strikeouts.....	125, Harrison Bader, 2018
Stolen Bases	**110, Vince Coleman, 1985
Pinch Hits	20, Joe Frazier, 1954
Longest Hitting Streak (games).....	25, Joe McEwing, 1999

*NL rookie record.

**Major League rookie record.



CARDINALS LEADERS IN HOME RUN CATEGORIES

LEADOFF HOMERS (SEASON)

1. Matt Carpenter, 2018 8
2. Lou Brock, 1967 5
- Lou Brock, 1970 5
- Matt Carpenter, 2015 5
- Ray Lankford, 1994 5

LEADOFF HOMERS (CAREER)

1. Matt Carpenter 24
2. Lou Brock 21
3. Ray Lankford 7
4. Ray Blades 6
5. Jack Smith 5
- Lonnie Smith 5
- Lars Nootbaar** 5

EXTRA-INNING HOMERS (SEASON)

1. Mark McGwire, 1998 4
2. Ken Boyer, 1958 3
- Jack Clark, 1987 3
- Paul Goldschmidt, 2019** 3
- Felix Jose, 1992 3

EXTRA-INNING HOMERS (CAREER)

1. Albert Pujols 13
2. Stan Musial 11
3. Jim Edmonds 7
4. Ken Boyer 6
- Ted Simmons 6
- Ray Lankford 6

WALK-OFF HOMERS (SEASON)

1. 29 players tied 2

WALK-OFF HOMERS (CAREER)

1. Stan Musial 12
2. Albert Pujols 10
3. Ken Boyer 5
- Jim Edmonds 5
5. Ken Boyer 4
- Kolten Wong 4

MULTIPLE-HR GAMES (CAREER)

1. Albert Pujols 46
2. Stan Musial 37
3. Mark McGwire 28
4. Rogers Hornsby 18
5. Ray Lankford 17
- Jim Edmonds 17
- Ken Boyer 17

MULTIPLE-HR GAMES (SEASON)

1. Albert Pujols, 2009 10
- Mark McGwire, 1998 10
3. Mark McGwire, 1999 9
4. Albert Pujols, 2010 6
- Jack Clark, 1987 6
- Stan Musial, 1954 6
- Stan Musial, 1949 6
- Johnny Mize, 1940 6

PINCH-HIT HOMERS (SEASON)

1. George Crowe, 1959 4
- George Crowe, 1960 4
- Jeremy Hazelbaker, 2016 4
- Carl Sawatski, 1961 4
5. 13 players tied 3
- (Last: José Rondón, 2021)

PINCH-HIT HOMERS (CAREER)

1. George Crowe 8
2. Matt Adams 7
3. Carl Sawatski 6
- Gerald Perry 6
- Chris Duncan 6
6. Matt Carpenter 5
- Albert Pujols 5

GRAND SLAMS (SEASON)

1. Albert Pujols, 2009 5
2. Jim Bottomley, 1929 3
- Keith Hernandez, 1977 3
- Fernando Tatis, 1999 3
5. **34 players tied** 2
- (Last: Dylan Carlson, 2021)

GRAND SLAMS (CAREER)

1. Albert Pujols 13
2. Stan Musial 9
3. Ken Boyer 7
- Rogers Hornsby 7
- Yadier Molina 7
- Ted Simmons 7

INSIDE-PARK HOMERS (SEASON)

1. Jesse Burkett, 1901 8
2. Jesse Burkett, 1900 6
- Rogers Hornsby, 1917 6
- Ed Konetchy, 1912 6
- Ed Konetchy, 1913 6

INSIDE-PARK HOMERS (CAREER)

1. Rogers Hornsby 30
2. Ed Konetchy 22
3. Jesse Burkett 19
4. Homer Smoot 12
5. Walton Cruise 9
- Stan Musial 9

MOST HOMERS IN ONE MONTH

1. Mark McGwire, May 1998 16
- +Mark McGwire, July '99 16
3. Mark McGwire, Sept. '97 15
- Mark McGwire, Sept. '98 15
5. Jim Edmonds, June '03 14
- *Albert Pujols, April '06 14
- Albert Pujols, June '09 14
8. Mark McGwire, May '00 13
- Jim Edmonds, July '04 13
10. Whitey Kurowski, Aug. '47 ... 12
- Mark McGwire, Aug. '99 12
- Mark McGwire, Sept. '99 12
- Albert Pujols, Aug. '04 12
14. Ripper Collins, June '35 11
- Rogers Hornsby, May '25 11
- Stan Musial, May '54 11
- Mark McGwire, July '01 11
- Albert Pujols, May '06 11
- Albert Pujols, Aug. '10 11
- Matt Carpenter, July '18 11
- Paul Goldschmidt, July '19** 11
- Tyler O'Neill, Sept. 21** 11

+Tied MLB July Record (A. Belle-CWS, 1998)

*Tied MLB April Record (A. Rodríguez-NYY, 2007).

Home Run information courtesy David Vincent, Society for American Baseball Research (SABR).



TEAM HIGHS & LOWS (SINCE 1892)

WINNING STREAK

17 Games..... 9/11/2021-9/28/2021
 14 Games..... 7/2/1935-7/18/1935
 12 Games..... 4/11/1982-4/24/1982
 12 Games..... 7/18/1943-7/27/1943
 11 Games..... 5/21/1941-5/30/1941
 11 Games..... 8/9/2001-8/19/2001

POSTSEASON

6 Games..... 10/12/1985-10/20/1985

LOSING STREAK

18 Games..... 9/3/1897-9/26/1897
 15 Games..... 9/6/1909-9/24/1909
 14 Games..... 6/25/1986-7/8/1896
 14 Games..... 6/21/1905-7/6/1905
 14 Games..... 9/16/1916-10/01/1916

POSTSEASON

6 Games..... 10/4/1928-10/2/1930

LONGEST GAME — INNINGS

25.....9/11/1974 at New York-NL
 20.....4/17/2010 vs. New York-NL
 4/27/2003 at Florida
 8/28/1930 at Chicago-NL
 19.....Done 4 Times
 (last: 9/24/2019 at Arizona)

POSTSEASON

13..... 10/11/2013 vs. Los Angeles-NL

MOST RUNS INNING — CARDINALS

12.....7/21/2012 vs. Chicago-NL - 7th
 9/16/1926 at Phila. (G1) - 3rd
 11..... 5/8/2005 vs. San Diego - 1st

POSTSEASON

*10..... 10/9/2019 at Atlanta - 1st

MOST RUNS INNING — OPPONENT

13..... 8/24/1993 at San Diego - 1st
 5/7/1966 vs. San Francisco - 3rd
 7/25/1900 at Boston - 1st
 5/13/1911 at New York - 1st
 12.....4/22/1892 at Pittsburgh - 1st
 8/30/1953 at Brooklyn - 7th

POSTSEASON

10..... 10/9/1968 at Detroit- 3rd

MOST RUNS GAME — CARDINALS

28..... 7/6/1929 at Philadelphia (G2)
 23..... 9/16/26 at Philadelphia (G1)
 6/1/1895 at New York
 5/26/1895 vs. Washington
 7/27/1918 at Brooklyn (G2)

POSTSEASON

16..... 10/22/11 at Texas

MOST RUNS GAME — OPPONENT

28..... 9/3/1896 at Boston (G1)
 26..... 8/1/1894 at Chicago
 25..... 5/31/1897 at Boston
 8/1/1893 vs. Pittsburgh (G1)
 6/10/1892 at Baltimore (G1)

POSTSEASON

15..... 10/17/1996 at Atlanta

MOST HITS GAME — CARDINALS

28..... 7/6/1929 at Philadelphia (G2)
 26..... 8/22/2008 vs. Atlanta
 8/9/1932 at Philadelphia
 9/23/1930 at Philadelphia
 25..... 7/27/1918 at Brooklyn (G2)

POSTSEASON

20..... 10/10/1946 at Boston-AL

MOST HITS GAME — OPPONENT

25..... 8/25/1936 vs. Boston (G1)
 8/24/1936 vs. Pittsburgh
 6/24/1917 vs. Cincinnati (G2)
 24..... 6/20/2006 at Chicago-AL
 8/3/1961 vs. Pittsburgh

POSTSEASON

22..... 10/14/1996 vs. Atlanta

MOST XBH INNING — CARDINALS

8..... 7/24/2019 at Pittsburgh (2nd)
 7/21/2012 vs. Chicago (7th)

MOST TB INNING — CARDINALS

23..... 7/24/2019 at Pittsburgh (2nd)

MOST HR'S GAME — CARDINALS

7..... 5/18/2023 vs. Los Angeles-NL
 7/12/1996 at Chicago
 5/17/1895 vs. Brooklyn
 6..... 9/3/2021 at Milwaukee
 6/26/2016 at Seattle
 4/15/2016 vs. Cincinnati
 7/15/2007 at Philadelphia
 8/18/2006 at Chicago-NL
 4/9/2000 vs. Milwaukee
 7/8/1962 at New York-NL
 5/10/1894 at Cincinnati

POSTSEASON

5..... 10/5/2004 vs. Los Angeles-NL

MOST HR'S GAME — OPPONENT

7..... 8/20/2003 vs. Pittsburgh
 8/16/1947 at Pittsburgh
 6..... 9/29/2023 vs. Cincinnati
 8/8/2014 at Baltimore
 7/23/2000 at Houston
 6/4/1989 vs. Chicago-NL
 4/16/1955 vs. Chicago-NL (14)
 5/31/1954 at Chicago-NL (7)
 7/11/1947 at New York G2 (8)
 6/22/1925 vs. Pittsburgh
 5/11/1923 at Philadelphia

POSTSEASON

6..... 10/12/2015 at Chicago-NL

MOST HR'S GAME — BOTH TEAMS

10..... 5/11/1923 at Philadelphia
 8/16/1947 at Pittsburgh
 9..... 5/18/2023 vs. Los Angeles-NL
 7/20/2003 at Los Angeles-NL
 7/28/1963 at Chicago (G2)

POSTSEASON

8..... 10/12/2015 at Chicago-NL

**National League Postseason single-inning run record and tied the Major League mark. Also set the MLB postseason record for most runs scored in the 1st inning.*



In the deciding Game 5 of the 2019 National League Division Series in Atlanta, the Cardinals scored 10 runs in the 1st inning, a postseason record for the 1st inning and only the fourth 10-run inning in Major League postseason history.



The Cardinals set a team record with a 12-run seventh inning versus the Chicago Cubs at Busch Stadium on July 21, 2012, in which they also set a team record with seven doubles in the inning en route to a 12-0 victory.



MOST SEASONS APPEARED WITH THE CARDINALS

SEASONS	PLAYER	POSITION	YEARS
22	Stan Musial	OF, 1B	1941-44, '46-63
19	Yadier Molina	C	2004-22
18	Jesse Haines	RHP	1920-37
18	Adam Wainwright	RHP	2005-10, '12-23
17	Bob Gibson	RHP	1959-75
16	Lou Brock	OF	1964-79
15	Red Schoendienst	2B	1945-56, '61-63
15	Bob Forsch	RHP	1974-88
15	Ozzie Smith	SS	1982-96
14	Bill Sherdel	LHP	1918-30, '32

CAREER GAMES BY POSITION

FIRST BASE	YEARS	GAMES
1. Albert Pujols	2001-11, 22	1,357
2. Jim Bottomley	1922-32	1,340
3. Keith Hernandez	1974-83	1,118
4. Stan Musial	1941-44; 46-63	1,016
5. Ed Konetchy	1907-13	981

SECOND BASE	YEARS	GAMES
1. Julian Javier	1960-71	1,547
2. Red Schoendienst	1945-56; 61-63	1,429
3. Frankie Frisch	1927-37	1,141
4. Rogers Hornsby	1915-26; 33	997
5. Tom Herr	1979-1988	987

SHORTSTOP	YEARS	GAMES
1. Ozzie Smith	1982-96	1,929
2. Marty Marion	1940-50	1,484
3. Dal Maxvill	1962-72	1,054
4. Edgar Renteria	1999-2004	891
5. Garry Templeton	1976-81	700

THIRD BASE	YEARS	GAMES
1. Ken Boyer	1955-65	1,539
2. Ken Reitz	1972-75; 77-80	1,081
3. Terry Pendleton	1984-90	908
4. Whitey Kurovski	1941-49	868
5. Matt Carpenter	2011-20	671

OUTFIELD	YEARS	GAMES
1. Lou Brock	1964-79	2,206
2. Stan Musial	1941-44; 46-63	1,890
3. Enos Slaughter	1938-42; 46-53	1,751
4. Curt Flood	1958-69	1,687
5. Ray Lankford	1990-2001; 2004	1,489

CATCHER	YEARS	GAMES
1. Yadier Molina	2004-22	*2,184
2. Ted Simmons	1968-80	1,439
3. Del Rice	1945-55; 60	1,018
4. Tim McCarver	1959-61; 63-69; 73-74	960
5. Tom Pagnozzi	1987-98	827

* MLB Record, most games at catcher with one organization

CARDINALS OPENING-DAY STATISTICS

	Games	Won	Lost	Tied	Percentage
At St. Louis	70	37	33	0	.529
On Road	62	24	36	2	.395
TOTALS	132	61	69	2	.462

OPENING-DAY RECORD AGAINST EACH OPPONENT

	HOME		ROAD			TOTALS		
	W	L	W	L	T	W	L	T
Astros	0	0	2	0	0	2	0	0
Blue Jays	0	1	0	0	0	0	1	0
Braves*	1	0	1	2	0	2	2	0
Brewers	1	2	0	1	0	1	3	0
Cubs	6	9	4	11	2	10	20	2
Cleveland	2	0	0	0	0	2	0	0
Diamondbacks	0	0	0	1	0	0	1	0
Dodgers**	1	0	1	1	0	2	1	0
Giants+	1	2	0	1	0	1	3	0

* Boston-Milwaukee-Atlanta

+ New York-San Francisco

** Brooklyn-Los Angeles

++ Florida-Miami

	HOME		ROAD			TOTALS		
	W	L	W	L	T	W	L	T
Louisville	1	0	0	0	0	1	0	0
Marlins++	0	0	1	0	0	1	0	0
Mets	1	2	1	4	0	2	6	0
Nationals/Expos	1	2	1	1	0	2	3	0
Philadelphia	2	2	2	0	0	4	2	0
Pirates	18	11	1	5	0	19	16	0
Padres	0	1	0	0	0	0	1	0
Reds	1	0	10	8	0	11	8	0
Rockies	1	1	0	1	0	1	2	0

One-run games: 18-27

Extra-inning games: 3-8

Earliest opener: 3/28/2019

Latest opener: July 24, 2020



MOST OPENING DAY STARTS (SINCE 1908)

CARDINAL	STARTS	SEASONS
1. Stan Musial.....	21	1942-44; '46-63
2. Yadier Molina.....	18	2005-22
3. Lou Brock.....	15	1965-79
4. Ozzie Smith.....	13	1982-95
Enos Slaughter.....	13	1938-42; '46-53

CARDINAL	STARTS	SEASONS
6. Albert Pujols.....	12	2001-11, '22
7. Red Schoendienst.....	11	1945, '47-56
Rogers Hornsby.....	11	1926-26
Julian Javier.....	11	1961-71
Ken Boyer.....	11	1955-65

OPENING DAY STARTS BY POSITION (SINCE 1908)

PITCHER	STARTS	SEASONS
1. Bob Gibson.....	10	1965, '67-75
2. Adam Wainwright.....	6	2009, '13-16, '22
3. Dizzy Dean.....	5	1933-37
Chris Carpenter.....	5	2005-07, '10-11

SHORTSTOP	STARTS	SEASONS
1. Ozzie Smith.....	13	1982-95
2. Marty Marion.....	9	1940-42, '44-49
3. Edgar Renteria.....	6	1999-2004

CATCHER	STARTS	SEASONS
1. Yadier Molina.....	18	2005-22
2. Ted Simmons.....	10	1971-80
3. Del Rice.....	5	1946, '49, '52-54
Darrell Porter.....	5	1981-85

LEFT FIELD	STARTS	SEASONS
1. Lou Brock.....	14	1965, '67-79
2. Stan Musial.....	8	1942-43; '46, '52, '54, '59, '61, '63
3. Matt Holliday.....	6	2010-15

FIRST BASE	STARTS	SEASONS
1. Jim Bottomley.....	10	1923-32
3. Keith Hernandez.....	9	1975-83
2. Albert Pujols.....	8	2004-11

CENTER FIELD	STARTS	SEASONS
1. Terry Moore.....	9	1935-42, '46
2. Curt Flood.....	8	1962-69
Jim Edmonds.....	8	2000-07

SECOND BASE	STARTS	SEASONS
1. Julian Javier.....	11	1961-71
2. Red Schoendienst.....	10	1947-56
3. Frankie Frisch.....	9	1927-29, '31-36

RIGHT FIELD	STARTS	SEASONS
1. Enos Slaughter.....	10	1938-42; '46-47, '51-53
2. Stan Musial.....	5	1944, '48, '50, '56, '61
George Hendrick.....	5	1980-84
Steve Evans.....	5	1910-13

THIRD BASE	STARTS	SEASONS
1. Ken Boyer.....	11	1955-65
2. Ken Reitz.....	7	1973-75; 77-80
3. Terry Pendleton.....	6	1985-90
Whitey Kurowski.....	6	1943-48
Matt Carpenter.....	6	2013-16, '18-19

DESIGNATED HITTER	STARTS	SEASONS
1. Matt Carpenter.....	1	2020
Albert Pujols.....	1	2022
Nolan Gorman.....	1	2023

LONGEST STREAKS OF OPENING DAY STARTS BY POSITION (SINCE 1900)

Pitcher.....	Bob Gibson.....	9	1967-75
Catcher.....	Yadier Molina.....	18	2005-22
First base.....	Jim Bottomley.....	10	1923-32
Second Base.....	Julian Javier.....	11	1961-71
Shortstop.....	Ozzie Smith.....	7	1982-88
Third Base.....	Ken Boyer.....	11	1955-65
Left Field.....	Lou Brock.....	13	1967-79
Center Field.....	Jim Edmonds.....	8	2000-07
	Terry Moore.....	8	1935-42
	Curt Flood.....	8	1962-69
Right Field.....	George Hendrick.....	5	1980-84
	Enos Slaughter.....	5	1938-42
	Steve Evans.....	5	1909-13

MOST CONSECUTIVE OPENING DAY STARTS (SINCE 1900):

1. Stan Musial.....	18	1946-63
2. Yadier Molina.....	18	2005-22
3. Lou Brock.....	15	1965-79
4. Albert Pujols.....	11	2001-11
Rogers Hornsby.....	11	1916-26
Julian Javier.....	11	1961-71
Ken Boyer.....	11	1955-65
8. Jim Bottomley.....	10	1923-32
Red Schoendienst.....	10	1947-56
Frankie Frisch.....	10	1927-36
Ted Simmons.....	10	1971-80



CLUB RECORDS

SEASON

Most Players	52	(27 pitchers)	in 2023
Fewest Players	25		in 1904
Most Games	164		in 1989
Most At-Bats	5,734		in 1979 (163 games)
Most Runs	1,004		in 1930 (154 games)
Most Opponents' Runs	838		in 1999 (161 games)
Fewest Runs	372		in 1908 (154 games)
Most Hits	1,732		in 1930 (154 games)
Fewest Hits	1,105		in 1908 (154 games)
Most Singles	1,223		in 1920 (155 games)
Most Doubles	373		in 1939 (154 games)
Most Triples	96		in 1920 (155 games)
Most Homers	235		in 2000 (162 games)
Most Opponents' Homers	210		in 2003 (162 games)
Fewest Homers (154 or 162-game schedule)	10		in 1906
Most Homers at Sportsman's Park Cards & Opponent	176		in 1955
Most Homers at Busch Stadium (old) Cards & Opponent	229		in 2000
Most Homers at Busch Stadium (new) Cards & Opponent	190		in 2023
Most Grand Slams	12		in 2000
Most Pinch Home Runs	17		in 2016
Most Total Bases	2,595		in 1930 (154 games)
Most Long Hits	566		in 1930 (154 games)
Most Extra Bases on Long Hits	1,021		in 1998 (163 games)
Most Sacrifices (SH and SF)	212		in 1926 (156 games)
Most Sacrifice Hits	172		in 1943 (147 games)
Most Sacrifice Flies	70		in 2004 (162 games)
Most Stolen Bases	314		in 1985 (162 games)
Most Caught Stealing	118		in 1992 (162 games)
Most Bases on Balls	676		in 1998 (163 games)
Most Strikeouts	1,420		in 2019 (162 games)
Fewest Strikeouts	414		in 1925 (153 games)
Most Hit By Pitch	86		in 2021 (162 games)
Fewest Hit By Pitch	15		in 1925 (153 games)
Most Runs Batted In	942		in 1930 (154 games)

Most Game-Winning RBIs	97		in 2004 (162 games)
Highest Batting Average314		in 1930 (154 games)
Lowest Batting Average223		in 1908 (154 games)
Highest Slugging Average471		in 1930 (154 games)
Lowest Slugging Average288		in 1908 (154 games)
Most Grounded Into Double Play	169		in 2011 (162 games)
Fewest Grounded Into Double Play	75		in 1945 (155 games)
Most Left On Bases	1,251		in 1939 (155 games)
Fewest Left On Bases	957		in 1995 (143 games)
Most 100-Run Scorers	4		in 1928
Most .300 Hitters	11		in 1930
Most 30-Homer Hitters	*3		in 2021
Most 20-Homer Hitters	6		in 2016
Most 10-Homer Hitters	11		in 2019
Most 100-RBI Hitters	3		in 2003 & 2004

DEFENSIVE

Most Putouts	4,460		in 1979 (163 games)
Fewest Putouts	3,797		in 1995 (143 games)
Most Assists	2,293		in 1917 (154 games)
Fewest Assists	1,514		in 2021 (162 games)
Most Chances Accepted	6,459		in 1917 (154 games)
Fewest Chances Accepted	5,532		in 1995 (143 games)
Most Errors	348		in 1908 (154 games)
Fewest Errors	66		in 2019 (162 games)
.....	66		in 2022 (162 games)
Most Errorless Games	112		in 2023 (162 games)
Most Consecutive Errorless Games	16		in 1992
Most Double Plays	196		in 2005 (162 games)
Fewest Double Plays	114		in 1990 (162 games)
Most Passed Balls	38		in 1906 (154 games)
Fewest Passed Balls	4		in 1925 (153 games)
Highest Fielding Average989		in 2019 (162 games)
.....	.989		in 2022 (162 games)
.....	.989		in 2023 (162 games)
Lowest Fielding Average946		in 1908 (154 games)



CLUB RECORDS (CONTINUED)

GAME

Most Runs	28 vs. Philadelphia, July 6, 1929, Second Game
Most Runs — By Opponent	28 by Boston, September 3, 1896, First Game
Most Runs — By Opponent — Since 1900	24 by Pittsburgh, June 22, 1925
Most Runs — Shutout Game	18 vs. Cincinnati, June 10, 1944
Most Runs — Shutout Game — By Opponent	19 by Pittsburgh, August 3, 1961
Most Runs — Doubleheader Shutout	16 vs. Brooklyn, September 21, 1934
Most Hits — Game	30 vs. New York, June 1, 1895
Most Hits — Game — Since 1900	28 vs. Philadelphia, July 6, 1929, Second Game
Longest 1-0 Game Won	14 Innings vs. Boston, June 15, 1939
Longest 1-0 Game Lost	18 Innings vs. New York, July 2, 1933, First Game
<i>Note: Lost 2-1 in 20 innings April 17, 2010 vs. New York Mets. Game was scoreless for the first 18 innings.</i>	
Most Home Runs	7 vs. Brooklyn, May 7, 1940
	7 at Chicago, July 12, 1996
	7 vs. Los Angeles-NL, May 18, 2023
Most Home Runs — By Opponent	7 by Pittsburgh, August 16, 1947
	7 by Pittsburgh, August 20, 2003
Most Consecutive Games — One or More Homers	25 Aug. 9-Sept. 6, 2016
	<i>*Tied NL Record* (52 homers total)</i>
Most Total Bases	49 vs. Brooklyn, May 7, 1940

INNING

Most Runs	12 vs. Chicago (NL), July 21, 2012, 7th inning
	12 vs. Philadelphia, Sept. 15, 1926, 1st Game, 3rd inning
Scoring Runs Every Inning	9/13/64 at Chicago

ATTENDANCE

Highest Home Attendance	3,552,180 in 2007 (81 dates)
Highest Road Attendance	2,820,564 in 1999 (79 dates)
Largest Crowd — Day Game	52,916 vs. Cincinnati, September 28, 1996
Largest Crowd — Doubleheader	49,743 vs. Atlanta, June 23, 1968
Largest Crowd — Night Game	53,415 vs. Chicago, July 30, 1994
Largest Crowd — Home Opener	52,841 vs. Montreal, April 8, 1996
Largest Crowd — Neutral Site	55,565 vs. Chicago-NL, June 25, 2023
	London Stadium in London, England

STANDINGS & RECORD

Most Games Won	106 in 1942
Most Games Lost	111 in 1898
Most Games Lost — Since 1900	105 in 1908
Most Games Won — Month	26 , July 1944
Most Games Lost — Month	27 , September 1908
Highest Percentage — Games Won	.688 in 1942 (Won 106, Lost 48)
Lowest Percentage — Games Won	.221 in 1897 (Won 29, Lost 102)
Lowest Percentage Games Won — Since 1900	.314 in 1903 (Won 43, Lost 94)
Most Shutouts Won	30 in 1968
Most Shutouts Lost	33 in 1908
Most 1-0 Games Won	8 in 1907 and 1968
Most 1-0 Games Lost	8 in 1918
Most Games Lost by 10-or-more Runs	11 in 2007
Most Consecutive Games Won	17 in 2021
Most Consecutive Games Lost	15 in 1909
League Championships	19
Last-Place Finishes	10 (Tied in 1916)



THE LAST TIME IT HAPPENED

BATTING

CARDINAL HIT FOR CYCLE

Nolan Arenado at Philadelphia, July 1, 2022

OPPONENT HIT FOR CYCLE

Daryle Ward (Pittsburgh) at St. Louis, May 26, 2004.

CARDINAL PITCHER

HAD TWO HITS IN ONE INNING

Adam Wainwright vs. Milwaukee, April 13, 2013, sixth inning (infield single to shortstop off Yovani Gallardo and single to centerfield off Michael Gonzalez).

HOME RUNS

CARDINAL HIT INSIDE-THE-PARK HOME RUN

Harrison Bader, vs. Baltimore, May 10, 2022, with runner on second and no outs, off Kyle Bradish (6th inning).

OPPONENT HIT INSIDE-THE-PARK HOME RUN

Adam Frazier (Pittsburgh), at St. Louis, September 9, 2017, with no runners on and one out, off John Brebbia (7th inning).

CARDINAL HOMERED FROM BOTH SIDES OF PLATE

Dylan Carlson vs. Milwaukee, September 30, 2021; solo home run batting right-handed off Brett Anderson (3rd inning) and two-run home run batting left-handed off Miguel Sánchez (6th inning).

CARDINAL HIT 4 HOME RUNS IN A GAME

Mark Whiten at Cincinnati, September 7, 1993 [2].

OPPONENT HIT 4 HOME RUNS IN A GAME

Scooter Gennett at Cincinnati, June 6, 2017.

CARDINAL HIT 3 HOME RUNS IN A GAME

Paul Goldschmidt vs. Detroit, May 7, 2023.

OPPONENT HIT 3 HOME RUNS IN A GAME

Christian Yelich at Milwaukee, April 15, 2019.

CARDINAL PINCH-HIT GRAND SLAM

Albert Pujols vs. Colorado, August 18, 2022, off Austin Gomber (3rd inning).

OPPONENT PINCH-HIT GRAND SLAM

Daniel Vogelbach at Milwaukee, September 5, 2021, off Alex Reyes (9th inning, game-ending).

CARDINAL HIT 2 HOME RUNS IN EXTRA INNINGS

Matt Adams at Cincinnati, September 4, 2013; off Alfredo Simon (14th inning) and Logan Ondrusek (16th inning).

**MLB record for extra inning home runs 14th inning and beyond*

HOME RUNS (continued)

CARDINAL PINCH-HIT HOME RUN

Juan Yezpez vs. Los Angeles Dodgers, May 18, 2023, solo home run, off Julio Urias (2nd inning).

OPPONENT PINCH-HIT HOME RUN

Joshua Palacios, vs. Pittsburgh, September 2, 2023, 2-run, off Drew VerHagen (9th inning).

CARDINAL WALK-OFF HOME RUN

Tommy Edman vs. San Diego, August 30, 2023, two-run, off Josh Hader (9th inning).

OPPONENT WALK-OFF HOME RUN

Taylor Walls at Tampa Bay, June 7, 2022, three-run, off Drew VerHagen (10th inning).

CARDINAL BACK-TO-BACK HOME RUNS

Brendan Donovan and Paul Goldschmidt at Washington, June 19, 2023, off Josiah Gray (5th inning).

OPPONENT BACK-TO-BACK HOME RUNS

Mike Yastrzemski and Patrick Bailey vs. San Francisco, June 13, 2023, off Génesis Cabrera (6th inning).

THREE CONSECUTIVE HOME RUNS BY CARDINALS

Juan Yezpez, Nolan Gorman, and Paul DeJong vs. Los Angeles Dodgers, May 18, 2023, off Julio Urias (3rd inning).

THREE CONSECUTIVE HOME RUNS BY OPPONENT (4)

Yoan Moncada, Yasmani Grandal, José Abreu and Eloy Jimenez at Chicago White Sox, August 16, 2020, off Roel Ramirez (5th inning).

HOME RUN BY CARDINAL PITCHER

Jack Flaherty vs. Colorado, May 7, 2021, solo, off Austin Gomber (3rd inning).

OPPONENT HOME RUN BY PITCHER

Steven Matz at New York Mets, June 14, 2019, two-run off Tyler Webb (5th inning).

GRAND SLAM BY CARDINAL PITCHER

Jake Westbrook at Milwaukee, August 31, 2011, fourth inning, off Randy Wolf.

CARDINAL LEADOFF HOME RUN

Lars Nootbaar vs. Chicago Cubs, July 28, 2023, off Hayden Wesneski.

OPPONENT LEADOFF HOME RUN

Nick Martini vs. Cincinnati, October 1, 2023, off Miles Mikolas.



THE LAST TIME IT HAPPENED (CONTINUED)

PITCHING

CARDINAL NO-HITTER

Bud Smith at San Diego, September 3, 2001, 4-0 vs. Bobby Jones

NO-HITTER VS. CARDINALS

Johan Santana at New York Mets, June 1, 2012, 8-0 vs. Adam Wainwright

CARDINAL COMPLETE GAME, SHUTOUT

Jordan Montgomery at Chicago Cubs, August 22, 2022 (1 hit)

COMPLETE GAME, SHUTOUT VS. CARDINALS

Alex Cobb at San Francisco, April 24, 2023 (6 Hits)

CARDINAL COMPLETE GAME, 1-HITTER

Jordan Montgomery at Chicago Cubs, August 22, 2022, 1-0

COMPLETE GAME, 1-HITTER VS. CARDINALS

Brandon Webb at Arizona, September 9, 2006, 3-0

CARDINAL BACK-TO-BACK SHUTOUTS

Andre Pallante and Ryan Helsley (combined), July 31, 2022 at Washington;
Adam Wainwright, Jordan Hicks, and Chris Stratton (combined), August 2, 2022 vs. Chicago Cubs.

BACK-TO-BACK SHUTOUTS VS. ST. LOUIS (3)

Luis Cessa, Derek Law, Joel Kuhnel, and Buck Farmer (combined), September 18, 2022 vs. Cincinnati;
Mike Clevinger, Nick Martinez, Tim Hill, and Luis Garcia (combined), September 20, 2022 at San Diego;
Blake Snell, Robert Suarez, and Josh Hader (combined), September 21, 2022 at San Diego

CARDINAL WITH 15 OR MORE STRIKEOUTS

Bob Gibson at Philadelphia, May 23, 1970 (16)

OPPONENT WITH 15 OR MORE STRIKEOUTS

Corey Kluber at Cleveland, May 13, 2015 (18)

CARDINAL POSITION PLAYER PITCHED

Alec Burelson (outfielder) at Miami, July 4, 2023.

OPPOSING POSITION PLAYER PITCHED

Jacob Stallings (catcher) at Miami, July 4, 2023.

BASERUNNING

CARDINAL STOLE HOME

Pete Kozma, September 21, 2012, at Chicago, top of fourth inning. Kozma led off the inning with a triple and stole home on Chris Volstad with Daniel Descalso batting on a failed squeeze bunt attempt.

CARDINAL STRAIGHT STEAL OF HOME

Pete Kozma, September 21, 2012, at Chicago, top of fourth inning. Kozma led off the inning with a triple and stole home on Chris Volstad with Daniel Descalso batting on a failed squeeze bunt attempt.

OPPONENT STOLE HOME

Mark Loretta, July 28, 1998, vs. Milwaukee as part of a double steal in the fourth inning.

FIELDING

CARDINAL TRIPLE PLAY

Daniel Descalso (2b) - Jhonny Peralta (ss) - Allen Craig (1B), at Toronto, sixth inning, June 6, 2014. With runners Anthony Gose (third), Jose Reyes (second) and Melky Cabrera (first) on base, Jose Bautista lined out to second baseman Descalso, who threw to Jhonny Peralta who stepped on second to double off Reyes and then threw to Craig at first for the out of Cabrera. Seth Maness pitching.

TRIPLE PLAY VS. CARDINALS

Luis Urias (3b) to Keston Hiura (2b) to Jedd Gyorko Moreland (1b) - vs. Milwaukee, eighth inning, September 27, 2020. With runners on second base (Paul Goldschmidt) and first base (Dylan Carlson), Yadier Molina grounded into a 5-4-3 triple play. Adrian Houser pitching.

DOUBLEHEADERS

CARDINAL PLAYER HOMERED IN BOTH GAMES OF DOUBLEHEADER

Paul Goldschmidt, June 14, 2022 vs. Pittsburgh
Game 1: 3rd inning off JT Brubaker (two-run)
Game 2: 1st inning off Bryse Wilson (solo)

CARDINAL PITCHER WON BOTH GAMES OF DOUBLEHEADER

Mark Littell vs. Philadelphia, July 1, 1979.

CARDINAL PITCHER SAVED BOTH GAMES OF DOUBLEHEADER

Seung Hwan Oh vs. San Diego, July 20, 2016



THE LAST TIME...CARDINALS SERIES SWEEPS

Opponent	Series Description	Dates
ARIZONA	3-Game Series at Arizona.....	5/7-5/9/2012
	3-Game Series at St. Louis.....	8/19-8/21/2022
	4-Game Series at Arizona.....	8/24-8/27/2015
ATLANTA	3-Game Series at Atlanta.....	5/5-5/7/2017
	4-Game Series at Atlanta.....	* ****9/13-9/15/1963
	3-Game Series at St. Louis.....	9/9-9/11/2011
	4-Game Series at St. Louis.....	4/26-4/29/2010
BALTIMORE	3-Game Series at Baltimore.....	6/28-6/30/2011
BOSTON	3-Game Series at Boston.....	5/12-5/14/2023
CHICAGO (AL)	2-Game Series at Chicago.....	7/21-7/22/2015
	2-Game Series at St. Louis.....	5/1-5/2/2018
	3-Game Series at St. Louis.....	6/15-6/17/2001
CHICAGO (NL)	2-Game Series at Chicago.....	7/19-7/20/2004
	3-Game Series at Chicago.....	6/20-6/22/2016
	4-Game Series at Chicago.....	9/24-9/26/2021
	3-Game Series at St. Louis.....	9/2-9/4/2022
4-Game Series at St. Louis.....	9/14-9/17/2000	
CINCINNATI	3-Game Series at Cincinnati.....	9/19-9/21/2017
	4-Game Series at Cincinnati.....	4/12-4/15/2018
	2-Game Series at St. Louis.....	7/15-7/16/2022
	3-Game Series at St. Louis.....	4/23-4/25/2021
4-Game Series at St. Louis.....	6/3-6/6/2021	
COLORADO	3-Game Series at Colorado.....	9/24-9/26/2004
	3-Game Series at St. Louis.....	8/16-8/18/2022
	4-Game Series at St. Louis.....	8/22-8/25/2019
HOUSTON	2-Game Series at Houston.....	8/16-8/17/2016
	3-Game Series at Houston.....	4/20-4/22/2004
	4-Game Series at Houston.....	6/3-6/6/1968
	2-Game Series at St. Louis.....	5/18-5/19/2011
3-Game Series at St. Louis.....	9/18-9/20/2012	
4-Game Series at St. Louis.....	8/18-8/21/1983	
KANSAS CITY	2-Game Series at Kansas City.....	8/13-8/14/2019
	2-Game Series at St. Louis.....	8/9-8/10/2017
	3-Game Series at Kansas City.....	8/13-8/15/2021
	3-Game Series at St. Louis.....	6/14-6/16/2002
LOS ANGELES (AL)	3-Game Series at Los Angeles.....	5/10-5/12/2016
LOS ANGELES (NL)	2-Game Series at Los Angeles.....	7/15-7/16/2002
	3-Game Series at Los Angeles.....	8/20-8/22/2018
	4-Game Series at Los Angeles.....	7/1-7/4/1968
	3-Game Series at St. Louis.....	9/3-9/5/2004
4-Game Series at St. Louis.....	4/8-4/11/2019	
MIAMI	3-Game Series at Miami.....	4/5-4/7/2021
	4-Game Series at Miami.....	8/4-8/7/2011
	3-Game Series at St. Louis.....	7/17-7/19/2023

Opponent	Series Description	Dates
MILWAUKEE	2-Game Series at Milwaukee.....	9/23-9/24/2003
	3-Game Series at Milwaukee.....	9/15-9/17/2015
	4-Game Series at Milwaukee.....	9/20-9/21/2021
	2-Game Series at St. Louis.....	7/21-7/22/2004
3-Game Series at St. Louis.....	4/22-4/24/2019	
MINNESOTA	2-Game Series at St. Louis.....	6/15-6/16/2015
	3-Game Series at St. Louis.....	7/15-7/17/2001
NEW YORK (AL)	3-Game Series at St. Louis.....	8/5-8/7/2022
NEW YORK (NL)	3-Game Series at New York.....	9/13-9/15/2021
	4-Game Series at New York... **	***9/17-9/19/1982
	3-Game Series at St. Louis.....	4/21-4/23/2009
OAKLAND	3-Game Series at St. Louis.....	6/15-6/17/2004
PHILADELPHIA	3-Game Series at Philadelphia.....	4/3-4/6/2006
	4-Game Series at Philadelphia.....	6/30-7/2/1972
	2-Game Series at St. Louis.....	5/16-5/17/2011
	3-Game Series at St. Louis.....	6/9-6/11/2017
4-Game Series at St. Louis.....	8/4-8/7/1986	
PITTSBURGH	2-Game Series at Pittsburgh.....	4/1-4/3/2019
	3-Game Series at Pittsburgh.....	5/20-5/22/2022
	4-Game Series at Pittsburgh.....	7/22-7/25/2019
	2-Game Series at St. Louis.....	5/18-5/19/2021
3-Game Series at St. Louis.....	8/9-8/11/2019	
4-Game Series at St. Louis.....	5/7-5/10/2001	
SAN DIEGO	3-Game Series at San Diego.....	9/3-9/5/2001
	4-Game Series at San Diego.....	7/20-7/23/1989
	3-Game Series at St. Louis.....	5/30-6/1/2022
	4-Game Series at St. Louis.....	*7/18-7/21/2016
SEATTLE	3-Game Series at St. Louis.....	7/2-7/4/2004
SAN FRANCISCO	3-Game Series at San Francisco.....	6/17-6/19/1991
	4-Game Series at San Francisco.....	9/9-9/12/1993
	2-Game Series at St. Louis.....	9/15-9/16/2006
	3-Game Series at St. Louis.....	9/21-9/23/2018
4-Game Series at St. Louis.....	*6/8-6/10/1962	
TAMPA BAY	3-Game Series at Tampa Bay.....	6/17-6/19/2005
TORONTO	3-Game Series at St. Louis.....	6/3-6/5/2003
WASHINGTON	3-Game Series at Washington.....	4/22-4/24/2013
	2-Game Series at St. Louis.....	5/17-5/18/2010
	3-Game Series at St. Louis.....	6/13-6/15/2014
	4-Game Series at St. Louis.....	5/12-5/15/1983

*** 5-Game Series ** Includes two double-headers

* Includes double-header **** At Milwaukee



THE LAST TIME...OPPONENT SERIES SWEEPS

Opponent	Series Description	Dates
ATLANTA	3-Game Series at Atlanta.....	*10/2-4/2015
	4-Game Series at Atlanta.....	5/16-19/1997
	3-Game Series at St. Louis.....	4/3-4/5/2023
	4-Game Series at St. Louis.....	pre-1962
BOSTON	2-Game Series at Boston.....	8/15-16/2017
	2-Game Series at St. Louis.....	5/15-17/2017
CHICAGO (AL)	2-Game Series at St. Louis.....	6/30-7/1/2015
CHICAGO (NL)	2-Game Series at Chicago.....	6/21-23/2002
	3-Game Series at Chicago.....	6/11-13/2021
	4-Game Series at Chicago.....	7/27-30/2006
	2-Game Series at St. Louis.....	4/27-28/2007
	3-Game Series at St. Louis.....	9/13-15/2010
4-Game Series at St. Louis.....	6/27-30/1929	
CINCINNATI	2-Game Series at Cincinnati.....	5/1-2/2006
	3-Game Series at Cincinnati.....	7/13-15/2011
	4-Game Series at Cincinnati.....	6/5-8/2017
	2-Game Series at St. Louis.....	6/26-27/2001
	3-Game Series at St. Louis.....	6/5-7/2006
4-Game Series at St. Louis.....	5/4-7/1990	
COLORADO	3-Game Series at Colorado.....	7/6-8/2010
	4-Game Series at Colorado.....	7/14-17/1994
	4-Game Series at St. Louis.....	6/5-8/2009
DETROIT	2-Game Series at Detroit.....	6/22-23/2021
	3-Game Series at Detroit.....	5/18-20/2007
HOUSTON	2-Game Series at Houston.....	5/3-4/2006
	3-Game Series at Houston.....	8/30-9/1/2010
	4-Game Series at Houston.....	9/21-24/2006
	2-Game Series at St. Louis.....	6/14-15/2016
	3-Game Series at St. Louis.....	5/11-13/2010
KANSAS CITY	3-Game Series at Kansas City.....	6/12-14/2001
	2-Game Series at St. Louis.....	6/29-30/2016
	3-Game Series at St. Louis.....	6/17-19/2008
LOS ANGELES (AL)	3-Game Series at St. Louis.....	5/2-5/4/2023
LOS ANGELES (NL)	3-Game Series at Los Angeles.....	4/28-4/30/2023
	4-Game Series at Los Angeles.....	4/29-5/2/1976
	2-Game Series at St. Louis.....	7/9-10/2003
	3-Game Series at St. Louis.....	8/22-24/2011

* Includes double-header # New York Giants

Opponent	Series Description	Dates
MIAMI	3-Game Series at Miami.....	7/28-30/1995
	3-Game Series at St. Louis.....	8/27-29/1996
MILWAUKEE	3-Game Series at Milwaukee.....	6/10-12/2011
	4-Game Series at Milwaukee.....	4/18-21/2002
	2-Game Series at St. Louis.....	8/17-18/2010
	3-Game Series at St. Louis.....	9/24-26/2018
	4-Game Series at St. Louis.....	7/21-24/2008
MINNESOTA	2-Game Series at Minnesota.....	7/28-29/2020
NEW YORK (AL)	3-Game Series at New York.....	4/14-16/2017
NEW YORK (NL)	3-Game Series at New York.....	8/22-24/2006
	3-Game Series at St. Louis.....	4/1-4/2/2007
	4-Game Series at St. Louis.....	4/24-27/1986
OAKLAND	2-Game Series at Oakland.....	8/3-4/2019
	2-Game Series at St. Louis.....	6/25-26/2019
PHILADELPHIA	3-Game Series at Philadelphia.....	8/25-27/2003
	4-Game Series at Philadelphia.....	pre-1962
	2-Game Series at St. Louis.....	5/4-5/2009
	3-Game Series at St. Louis.....	8/1-3/2006
	4-Game Series at St. Louis.....	pre-1962
PITTSBURGH	3-Game Series at Pittsburgh.....	6/2-6/4/2023
	4-Game Series at Pittsburgh.....	7/30-8/2/1992
	2-Game Series at St. Louis.....	*8/27/2020
	3-Game Series at St. Louis.....	5/27-29/1991
4-Game Series at St. Louis.....	7/3-6/1997	
SAN DIEGO	3-Game Series at San Diego.....	5/14-16/2021
	3-Game Series at St. Louis.....	5/23-25/1980
SAN FRANCISCO	2-Game Series at San Francisco.....	4/18-19/2007
	3-Game Series at San Francisco.....	6/29-7/1/2001
	4-Game Series at San Francisco.....	7/24-26/1987
	3-Game Series at St. Louis.....	6/12-6/14/2023
	4-Game Series at St. Louis.....	#5/6-9/1912
TAMPA BAY	2-Game Series at St. Louis.....	7/22-7/23/2014
	3-Game Series at Tampa Bay.....	6/7-6/9/2022
TEXAS	3-Game Series at St. Louis.....	6/17-6/19/2016
TORONTO	3-Game Series at St. Louis.....	6/24-6/26/2011
WASHINGTON	3-Game Series at Washington.....	6/14-6/16/2011
	4-Game Series at Montreal.....	4/25-4/28/1985
	3-Game Series at St. Louis.....	4/29-5/1/2016



BUSCH STADIUM III HIGHS AND LOWS

Most Runs - Cards & Opp. **24**, 3x. Last: 5/18/23 vs. LAD (STL 16, LAD 8)
Most Runs, Cards **18**, twice. Last: 5/15/23 vs. MIL
Most Runs, Opp. **20**, 6/13/08 vs. PHI
Fewest Runs - Cards & Opp. **1**, 20 times. Last: 8/6/23 vs. COL

Most Hits - Cards & Opp. **36**, 8/22/08 (STL 26, ATL 10)
Most Hits - Cards & Opp (Extra Inn.) **35**, 6/2/06 (STL 19, CHI 16), 14 inn.
Most Hits - Cards **26**, 8/22/08 vs. ATL (8 inn.)
Most Hits - Opp. **23**, 9/20/07 vs. HOU
Fewest Hits - Cards & Opp. **5**, twice. Last: 8/5/16 (STL 2, ATL 3)
Fewest Hits - Cards **1**, 3 times. Last: 9/12/16 vs. CHI
Fewest Hits - Opp. **1**, 8 times. Last: 6/14/22 vs. PIT

Most Extra Base Hits - Cards & Opp. **14**, twice. Last: 6/6/18 (MIA 10, STL 4)

Most Extra Base Hits - Cards **10**, twice. Last: 4/11/16 vs. MIL (8 2B, 2 3B)
Most Extra Base Hits - Opp. **11**, 9/20/23 vs. CIN (3 2B, 2 3B, 6 HR)

Most Home Runs - Cards & Opp. **9**, 5/18/23 vs. LAD (STL 7, LAD 2)
Most Home Runs - Cards **7**, 5/18/23 vs. LAD
Most Home Runs - Opp. **6**, 9/29/23 vs. CIN
Most Singles - Cards & Opp. **28**, 8/22/08 (STL 21, ATL 7)
Most Singles - Cards **21**, 8/22/08 vs. ATL (8 inn.)
Most Singles - Opp. **17**, 3 times. Last: 9/26/16 vs. CIN
Most Doubles - Cards & Opp. **11**, 8/30/06 (STL 8, FLA 3)
Most Doubles - Cards **9**, 7/21/12 vs. CHI
Most Doubles - Opp. **9**, 4/16/16 vs. CIN

Most Triples - Cards & Opp. **3**, five times. Last: 6/15/22 vs. PIT (STL 1, PIT 2)
Most Triples - Cards **3**, 9/26/08 vs. CIN
Most Triples - Opp. **2**, 11 times. Last: 9/29/23 vs. CIN

Most Strikeouts - Cards & Opp. **28**, 9/28/17 (STL 17, CHI 11)
Most Strikeouts - Cards & Opp (Extra Inn.) **35**, 4/17/10 (STL 19, NYM 16), 20 inn.
Most Strikeouts - Cards **17**, 4x. Last: 5/3/23 vs. LAA
Most Strikeouts - Cards (Extra Inn.) **19**, 4/17/10 vs. NYM, 20 inn.
Most Strikeouts - Opp. **17**, 9/14/19 vs. MIL
Most Strikeouts - Opp. (Extra Inn.) **19**, 8/19/12 vs. PIT, 19 inn.

Most Walks - Cards & Opp. **16**, 4/6/19 (SD 10, STL 6)
Most Walks - Cards & Opp. (Extra Inn.) **19**, 4/17/10 (STL 11, NYM 8)
Most Walks - Cards **12**, 4/8/17 vs. CIN
Most Walks - Cards (Extra Inn.) **11**, 4/17/10 vs. NYM, 20 inn.
Most Walks - Opp. **11**, 3x. Last: 5/6/21 vs. NYM
Most Walks - Opp. (Extra Inn.) **13**, 7/19/15 vs. NYM, 18 inn.

Most Errors - Cards & Opp. **5**, 7x. Last: 5/7/23 vs. DET (STL 1, FLA 4)
Most Errors - Cards **4**, seven times. Last: 9/22/18 vs. SF
Most Errors - Opp. **4**, twice. Last: 5/7/23 vs. DET

Shortest Nine-Inning Game, Time **1:54**, 9/1/06 vs. PIT
Longest Nine-Inning Game, Time **4:25**, 8/7/22 vs. NYY
Longest Extra-Inning Game **6:53**, 4/17/10 vs. NYM, 20 inn.

CARDINALS LEADERS AT BUSCH STADIUM III

BATTING:

GAMES	
1. Yadier Molina	1,045
2. Matt Carpenter	669
3. Albert Pujols	509
4. Matt Holliday	502
5. Kolten Wong	432

HITS	
1. Yadier Molina	1,015
2. Matt Carpenter	583
3. Albert Pujols	574
4. Matt Holliday	523
5. Paul Goldschmidt	369

TRIPLES	
1. Matt Carpenter	15
2. Kolten Wong	13
3. Tommy Edman	9
4. Daniel Descalso	7
Jon Jay, Harrison Bader	7

RUNS	
1. Matt Carpenter	378
2. Yadier Molina	363
3. Albert Pujols	333
4. Matt Holliday	296
5. Paul Goldschmidt	216

DOUBLES	
1. Yadier Molina	191
2. Matt Carpenter	161
3. Albert Pujols	128
4. Matt Holliday	125
5. Paul Goldschmidt	69

RUNS BATTED IN	
1. Yadier Molina	461
2. Albert Pujols	387
3. Matt Holliday	323
4. Matt Carpenter	282
5. Paul Goldschmidt	215

PITCHING:

GAMES	
1. Adam Wainwright	245
2. Trevor Rosenthal	184
3. Jason Motte	160
4. Ryan Franklin	146
5. Giovanni Gallegos	139

INNINGS PITCHED	
1. Adam Wainwright	1,437.1
2. Jaime Garcia	490.0
3. Lance Lynn	484.0
4. Carlos Martínez	482.2
5. Chris Carpenter	476.1

STRIKEOUTS	
1. Adam Wainwright	1,204
2. Carlos Martínez	455
3. Lance Lynn	444
4. Jaime Garcia	408
5. Michael Wacha	403

GAMES STARTED	
1. Adam Wainwright	215
2. Jaime Garcia	77
Lance Lynn	77
4. Michael Wacha	76
5. Kyle Lohse/Carlos Martínez	70

WINS	
1. Adam Wainwright	108
2. Lance Lynn	40
3. Jaime Garcia	34
4. Chris Carpenter	32
5. Michael Wacha	31

SAVES	
1. Trevor Rosenthal	65
2. Ryan Franklin	46
3. Jason Isringhausen	43
4. Jason Motte	32
5. Edward Mujica	22



BUSCH STADIUM III HOME RUN HISTORY

BY TYPE	
Total	2,578
Solo	1,444
2-Run	752
3-Run	313
Grand Slams	69
<i>Last: Daniel Vogelbach, STL, 8/19/23</i>	
Leadoff	55
<i>Last: Nick Martini, CIN, 10/1/23</i>	
Pinch Hit	81
<i>Last: Joshua Palacios, PIT, 9/2/23</i>	
Extra Inning	48
<i>Last: Nolan Arenado, STL, 7/18/23 (10th)</i>	
Inside-the-Park	3
<i>Last: Harrison Bader, STL, 5/10/22</i>	
Walk-Off/Game-Ending	40
<i>Last: Tommy Edman, STL, 8/30/23 (9th)</i>	

HOME RUN LEADERS	
1. Albert Pujols	122
2. Matt Holliday	88
3. Paul Goldschmidt	70
4. Matt Carpenter	68
Yadier Molina	68

MOST HOMERS - VISITORS	
1. Joey Votto	16
2. Ryan Braun	15
3. Jay Bruce	13
Ryan Howard	13
5. Anthony Rizzo	12
Aramis Ramirez	12

By Righthanded Batters 1,603
 By Lefthanded Batters 975

Home run research by John Labombarda of Elias Sports Bureau and David Vincent of SABR.



Nolan Arenado (left) hit the 39th walk-off home run in Busch Stadium history and his first in a Cardinals uniform in the 10th inning on July 18, 2023 vs. Miami. Tommy Edman (right) hit a two-run walk-off home run off Josh Hader in the 9th inning of a come-from-behind 5-4 win over the Padres on August 30, 2023. Edman also walked off the Padres the night prior with a game-winning RBI single off Hader in the 10th inning in a 6-5 win.

BUSCH STADIUM II HOME RUN HISTORY

BY TYPE	
Solo	2,442
2-Run	1,277
3-Run	491
Grand Slams	106
<i>Last: David Eckstein, STL, 8/7/05</i>	
Leadoff	72
<i>Last: Mark Grudzielanek vs. MIL, 4/27/05</i>	
Pinch Hit	136
<i>Last: Chris Duncan vs. CIN, 10/2/05</i>	
Extra Inning	99
<i>Last: Neifi Perez, CHI, 7/24/05 (10th)</i>	
Inside-the-Park	36
<i>Last: Brant Brown, PIT, 5/9/99</i>	

HOME RUN LEADERS	
1. Ray Lankford	123
2. Mark McGwire	119
3. Jim Edmonds	111
4. Albert Pujols	94
5. Ted Simmons	81

MOST HOMERS - CARDINALS	
1. Ray Lankford	122
2. Mark McGwire	119
3. Jim Edmonds	111
4. Albert Pujols	94
5. Ted Simmons	81

MOST HOMERS - VISITORS	
1. Mike Schmidt	27
2. Sammy Sosa	19
Willie Stargell	19
4. Andre Dawson	17
Brian Giles	17


By Righthanded Batters 2,427
 By Lefthanded Batters 1,889

**LONGEST CARDINAL HOME RUNS AT BUSCH STADIUM III**

Distance	Player	Date/Opp.	Inning	Location
478 ft.	Randal Grichuk	6/25/17 vs. Pittsburgh	6	Left Field Upper Deck
477 ft.	Brandon Moss	6/30/16 vs. Kansas City	4	2 Rows Under RF Scoreboard
470 ft.	Paul Goldschmidt	6/26/21 vs. Pittsburgh	5	Centerfield Concrete Walkway
469 ft.	Matt Holliday	7/20/12 vs. Chicago Cubs	3	Left Centerfield Beyond Bleachers
467 ft.	Matt Holliday	9/12/14 vs. Colorado	1	Big Mac Land

LONGEST OPPONENT HOME RUNS AT BUSCH STADIUM III

Distance	Player, Club	Date	Inning	Location
489 ft.	Keon Broxton, Milwaukee	6/15/17	2	Left Centerfield Bleachers
473 ft.	Austin Riley, Atlanta	4/3/23	1	Left Field Bleachers Over Bullpen
466 ft.	J.D. Martinez, Arizona	7/29/17	4	Left Centerfield Bleachers
466 ft.	Pete Alonso, New York Mets	8/19/23	7	Left Centerfield Bleachers
463 ft.	Yoenis Cespedes, New York Mets	4/24/18	5	Left Field Bleachers Over Bullpen
456 ft.	Jay Bruce, Cincinnati	9/22/15	1	Right Field Bleachers Over Bullpen



On June 25, 2017 against the Pittsburgh Pirates off Chad Kuhl, Randal Grichuk hit a home run estimated at 478 feet in the 6th inning. This marked the longest home run hit by a Cardinals player at Busch Stadium III.

LONGEST CARDINAL HOME RUNS AT BUSCH STADIUM II

Distance	Player	Date/Opp.	Inning	Location
545 ft.	Mark McGwire	5/16/98 vs. Florida	4	CF Post-Dispatch signage
527 ft.	Mark McGwire	5/12/98 vs. Milwaukee	5	LCF upper deck
517 ft.	Mark McGwire	9/16/97 vs. Los Angeles	1	Facade above LF scoreboard
514 ft.	J.D. Drew	5/16/03 vs. Chicago	5	Top of RF Diamondvision
511 ft.	Mark McGwire	7/17/98 vs. Los Angeles	1	LF upper deck

LONGEST OPPONENT HOME RUNS AT BUSCH STADIUM II

Distance	Player, Club	Date	Inning	Location
492 ft.	Wily Mo Pena, Cincinnati	6/29/05	2	CF Batter's Eye
472 ft.	Ryan Klesko, San Diego	8/29/01	2	RF tunnel, past Power Alley
470 ft.	Richard Hidalgo, New York	8/6/04	9	LF scoreboard
468 ft.	Pete Incaviglia, Philadelphia	5/25/94	6	
468 ft.	Henry Rodriguez, Montreal	4/8/96	5	RF scoreboard



Mark McGwire hit four of the five longest home runs at Busch Stadium II including the longest home run, estimated at 545 feet, off Livan Hernandez of the Florida Marlins on May 16, 1998. The home run was McGwire's 16th of a record setting 70 during the 1998 "Great Home Run Race."



N.L. MOST VALUABLE PLAYER AWARD (21)

*1925.....	Rogers Hornsby-2b	1967.....	Orlando Cepeda-1b
*1926.....	Bob O'Farrell-c	1968.....	Bob Gibson-p
*1928.....	Jim Bottomley-1b	1971.....	Joe Torre-3b
1931.....	Frankie Frisch-2b	1979.....	**Keith Hernandez-1b
1934.....	Dizzy Dean-p	1985.....	Willie McGee-of
1937.....	Joe Medwick-of	2005.....	Albert Pujols-1b
1942.....	Mort Cooper-p	2008.....	Albert Pujols-1b
1943.....	Stan Musial-of	2009.....	Albert Pujols-1b
1944.....	Marty Marion-ss	2022.....	Paul Goldschmidt-1b
1946.....	Stan Musial-1b	<i>*Prior to 1931, the League gave an award that reflected what the MVP is today</i>	
1948.....	Stan Musial-of	<i>**Co-recipient with Pittsburgh's Willie Stargell</i>	
1964.....	Ken Boyer-3b		

CARDINALS WHO FINISHED IN TOP 10 IN N.L. MVP VOTING

Year	Player (Rank)	Year	Player (Rank)
1931	Frankie Frisch (1) , Chick Hafey (5), Jimmie Wilson (6), Sparky Adams (9)	1970	Bob Gibson (4)
1933	Pepper Martin (5), Dizzy Dean (7)	1971	Joe Torre (1)
1934	Dizzy Dean (1) , Rip Collins (6), Paul Dean (T9)	1972	Ted Simmons (T10)
1935	Dizzy Dean (2), Joe Medwick (5), Pepper Martin (10)	1973	Lou Brock (6)
1936	Dizzy Dean (2), Joe Medwick (4), Leo Durocher (10)	1974	Lou Brock (2)
1937	Joe Medwick (1) , Johnny Mize (10)	1975	Ted Simmons (6), Al Hrabosky (8)
1939	Johnny Mize (2), Curt Davis (5), Jimmy Brown (6), Joe Medwick (7)	1977	Ted Simmons (9)
1940	Johnny Mize (2)	1979	Keith Hernandez (T1)
1941	Jimmy Brown (4), Ernie White (6), Johnny Hopp (8), Johnny Mize (9)	1980	George Hendrick (8)
1942	Mort Cooper (1) , Enos Slaughter (2), Marty Marion (7)	1981	Bruce Sutter (8)
1943	Stan Musial (1) , Walker Cooper (2), Mort Cooper (5)	1982	Lonnie Smith (2) Bruce Sutter (5)
1944	Marty Marion (1) , Stan Musial (4), Walker Cooper (8), Mort Cooper (9)	1984	Bruce Sutter (6)
1945	Whitey Kurowski (5), Marty Marion (8)	1985	Willie McGee (1) , Tommy Herr (5), John Tudor (T8), Jack Clark (10)
1946	Stan Musial (1) , Enos Slaughter (3), Howie Pollet (4)	1987	Ozzie Smith (2), Jack Clark (3)
1947	Whitey Kurowski (T9)	1989	Pedro Guerrero (3)
1948	Stan Musial (1) , Enos Slaughter (T7)	1991	Lee Smith (8)
1949	Stan Musial (2), Enos Slaughter (3), Red Schoendienst (10)	1996	Brian Jordan (8)
1950	Stan Musial (2)	1998	Mark McGwire (2)
1951	Stan Musial (2)	1999	Mark McGwire (5)
1952	Stan Musial (5), Enos Slaughter(6), Red Schoendienst (T10)	2000	Jim Edmonds (4)
1953	Red Schoendienst (4), Stan Musial (8)	2001	Albert Pujols (4)
1954	Stan Musial (6)	2002	Albert Pujols (2)
1955	Stan Musial (8)	2003	Albert Pujols (2)
1956	Stan Musial (9)	2004	Albert Pujols (3), Scott Rolen (4), Jim Edmonds (5)
1957	Stan Musial (2)	2005	Albert Pujols (1) , Chris Carpenter (8)
1959	Ken Boyer (10)	2006	Albert Pujols (2)
1960	Lindy McDaniel (5), Ken Boyer (T6), Ernie Broglio (9)	2007	Albert Pujols (9)
1961	Ken Boyer (7)	2008	Albert Pujols (1)
1962	Stan Musial (10)	2009	Albert Pujols (1)
1963	Dick Groat (2), Bill White (7)	2010	Albert Pujols (2)
1964	Ken Boyer (1) , Bill White (3), Lou Brock (10)	2011	Albert Pujols (5), Lance Berkman (7)
1967	Orlando Cepeda (1) , Tim McCarver (2), Lou Brock (7), Julian Javier (9)	2012	Yadier Molina (4)
1968	Bob Gibson (1) , Curt Flood (4), Lou Brock (6), Mike Shannon (7)	2013	Yadier Molina (3), Matt Carpenter (4)
		2014	Adam Wainwright (8)
		2018	Matt Carpenter (9)
		2021	Paul Goldschmidt (6)
		2022	Paul Goldschmidt (1) , Nolan Arenado (3)

Most N.L. top-10 finishes: 14, by Stan Musial.
 Most seasons receiving MVP votes: 18, by Stan Musial.
 Most Cardinals receiving MVP votes in one year: 12 in 1941.

**CY YOUNG AWARD (3)**

1968.....	Bob Gibson	2005.....	Chris Carpenter
1970.....	Bob Gibson		

N.L. ROOKIE OF THE YEAR AWARD (BBWAA) (6)

1954.....	Wally Moon-of	1985.....	Vince Coleman-of
1955.....	Bill Virdon-of	1986.....	Todd Worrell-p
1974.....	Bake McBride-of	2001.....	Albert Pujols-3b/of

LOUISVILLE SLUGGER SILVER SLUGGER TEAM (31)**Team selected at the conclusion of the season in a poll of N.L. managers and coaches**

1980.....	Bob Forsch-p, George Hendrick-of, Keith Hernandez-1b, Ted Simmons-c, Garry Templeton-ss	2003.....	Albert Pujols-of, Edgar Renteria-ss
1983.....	George Hendrick-1b	2004.....	Jim Edmonds-of, Albert Pujols-1b
1985.....	Jack Clark-1b, Willie McGee-of	2005.....	Jason Marquis-p
1987.....	Jack Clark-1b, Bob Forsch-p, Ozzie Smith-ss	2008.....	Ryan Ludwick-of, Albert Pujols-1b
1998.....	Mark McGwire-1b	2009.....	Albert Pujols-1b
2000.....	Edgar Renteria-ss	2010.....	Matt Holliday-lf, Albert Pujols-1b
2001.....	Albert Pujols-3b	2013.....	Yadier Molina-c, Matt Carpenter-2b
2002.....	Edgar Renteria-ss, Scott Rolen-3b	2017.....	Adam Wainwright-p
		2022.....	Paul Goldschmidt-1b, Nolan Arenado-3b

RAWLINGS GOLD GLOVE AWARD WINNERS (99)**Selected at the conclusion of the season in a poll of N.L. managers and coaches**

1958.....	Ken Boyer-3b	1990.....	Ozzie Smith-ss
1959.....	Ken Boyer-3b	1991.....	Tom Pagnozzi-c, Ozzie Smith-ss
1960.....	Bill White-1b, Ken Boyer-3b	1992.....	Tom Pagnozzi-c, Ozzie Smith-ss
1961.....	Bill White-1b, Ken Boyer-3b	1994.....	Tom Pagnozzi-c
1962.....	Bobby Shantz-p, Bill White-1b	2000.....	Jim Edmonds-of, Mike Matheny-c
1963.....	Bobby Shantz-p, Bill White-1b, Ken Boyer-3b, Curt Flood-of	2001.....	Jim Edmonds-of, Fernando Vina-2b
1964.....	Bill White-1b, Curt Flood-of	2002.....	Jim Edmonds-of, Edgar Renteria-ss, Scott Rolen-3b, Fernando Vina-2b
1965.....	Bob Gibson-p, Bill White-1b, Curt Flood-of	2003.....	Jim Edmonds-of, Mike Matheny-c, Edgar Renteria-ss, Scott Rolen-3b
1966.....	Bob Gibson-p, Curt Flood-of	2004.....	Jim Edmonds-of, Mike Matheny, c, Scott Rolen-3b
1967.....	Bob Gibson-p, Curt Flood-of	2005.....	Jim Edmonds-of
1968.....	Bob Gibson-p, Dal Maxvill-ss, Curt Flood-of	2006.....	Albert Pujols-1b, Scott Rolen-3b
1969.....	Bob Gibson-p, Curt Flood-of	2008.....	Yadier Molina-c
1970.....	Bob Gibson-p	2009.....	Yadier Molina-c, Adam Wainwright-p
1971.....	Bob Gibson-p	2010.....	Yadier Molina-c, Albert Pujols-1b
1972.....	Bob Gibson-p	2011.....	*Yadier Molina-c
1973.....	Bob Gibson-p	2012.....	*Yadier Molina-c
1975.....	Ken Reitz-3b	2013.....	Yadier Molina-c, Adam Wainwright-p
1978.....	Keith Hernandez-1b	2014.....	*Yadier Molina-c
1979.....	Keith Hernandez-1b	2015.....	Jason Heyward-of, *Yadier Molina-c
1980.....	Keith Hernandez-1b	2018.....	Yadier Molina-c
1981.....	Keith Hernandez-1b	2019.....	Kolten Wong-2b
1982.....	Keith Hernandez-1b, Ozzie Smith-ss	2020.....	Kolten Wong-2b, Tyler O'Neill-lf
1983.....	Keith Hernandez-1b, Willie McGee-of, Ozzie Smith-ss	2021**.....	Paul Goldschmidt-1b, Tommy Edman-2b, *Nolan Arenado-3b, Tyler O'Neill-lf, Harrison Bader-of
1984.....	Joaquin Andujar-p, Ozzie Smith-ss	2022.....	*Nolan Arenado-3b, Brendan Donovan-ut
1985.....	Willie McGee-of, Ozzie Smith-ss		
1986.....	Willie McGee-of, Ozzie Smith-ss		
1987.....	Terry Pendleton-3b, Ozzie Smith-ss		
1988.....	Ozzie Smith-ss		
1989.....	Terry Pendleton-3b, Ozzie Smith-ss		

* Platinum Glove Award est. 2011, given to the best defensive player of the year from each league.

** Team and Major League Record (5 Gold Gloves)

ROLAIDS RELIEF MAN AWARD (7)

1981.....	Bruce Sutter	1991.....	Lee Smith
1982.....	Bruce Sutter	1992.....	Lee Smith
1984.....	Bruce Sutter	1995.....	Tom Henke
1986.....	Todd Worrell		

BBWAA N.L. MANAGER OF THE YEAR AWARD (3)

1985.....	Whitey Herzog	2019.....	Mike Shildt
2002.....	Tony La Russa		



SPORTS ILLUSTRATED'S SPORTSMAN OF THE YEAR (2)

1957..... Stan Musial	1998..... *Mark McGwire *co-winner with Chicago Cubs' Sammy Sosa
-----------------------	---

THE SPORTING NEWS MAJOR LEAGUE EXECUTIVE OF THE YEAR (7)

1936..... Branch Rickey	1964..... Bing Devine
1942..... Branch Rickey	2000..... Walt Jocketty
1957..... Frank Lane	2004..... Walt Jocketty
1963..... Bing Devine	

THE SPORTING NEWS MAJOR LEAGUE PLAYER OF THE YEAR (9)

1944..... Marty Marion	1974..... Lou Brock
1946..... Stan Musial	2003..... Albert Pujols
1951..... Stan Musial	2008..... Albert Pujols
1964..... Ken Boyer	2009..... Albert Pujols
1971..... Joe Torre	

THE SPORTING NEWS MAN/SPORTSMAN OF THE YEAR (4)

1974..... Lou Brock	1997..... Mark McGwire
1982..... Whitey Herzog	1998..... *Mark McGwire *co-winner with Chicago Cubs' Sammy Sosa

THE SPORTING NEWS N.L. ALL-STAR TEAM

Team selected at the conclusion of the season in a poll of N.L. players

1925..... Jim Bottomley-1b, Rogers Hornsby-2b	1969..... Steve Carlton-p
1926..... Rogers Hornsby-2b, Bob O'Farrell-c, Grover Alexander-p	1970..... Bob Gibson-p
1930..... Frank Frisch-2b	1971..... Steve Carlton-p, Joe Torre-3b
1931..... Frank Frisch-2b	1974..... Lou Brock-of
1934..... Dizzy Dean-p	1977..... Garry Templeton-ss, Ted Simmons-c
1935..... Joe Medwick-of, Pepper Martin-3b, Dizzy Dean-p	1978..... Ted Simmons-c
1936..... Joe Medwick-of, Dizzy Dean-p	1979..... Keith Hernandez-1b, Ted Simmons-c, Garry Templeton-ss
1937..... Joe Medwick-of	1980..... George Hendrick-of, Keith Hernandez-1b, Garry Templeton-ss
1938..... Joe Medwick-of	1982..... Ozzie Smith-ss, Lonnie Smith-of
1939..... Joe Medwick-of	1983..... George Hendrick-1b
1942..... Enos Slaughter-of, Mort Cooper-p	1984..... Ozzie Smith-ss
1943..... Stan Musial-of, Walker Cooper-c, Mort Cooper-p	1985..... Tom Herr-2b, Willie McGee-of, Ozzie Smith-ss, John Tudor-p
1944..... Stan Musial-of, Ray Sanders-1b, Marty Marion-ss, Walker Cooper-c, Mort Cooper-p	1986..... Ozzie Smith-ss
1945..... Marty Marion-ss, Whitey Kurowski-3b	1987..... Jack Clark-1b, Ozzie Smith-ss
1946..... Enos Slaughter-of, Stan Musial-1b	1991..... Lee Smith-p
1948..... Stan Musial-of, Harry Brecheen-p	1998..... Mark McGwire-1b
1949..... Stan Musial-of	2000..... Edgar Renteria-ss
1950..... Stan Musial-of	2002..... Edgar Renteria-ss, Scott Rolen-3b
1951..... Stan Musial-of	2003... Albert Pujols-of, Edgar Renteria-ss, Scott Rolen-3b
1952..... Stan Musial-of	2004..... Jim Edmonds-of, Albert Pujols-1b, Edgar Renteria-ss, Scott Rolen-3b
1953..... Stan Musial-of, Red Schoendienst-2b	2005..... Chris Carpenter-p, Albert Pujols-1b
1954..... Stan Musial-of	2006..... Chris Carpenter-p
1956..... Ken Boyer-3b	2008..... Ryan Ludwick-of, Albert Pujols-1b
1957..... Stan Musial-1b	2009..... Ryan Franklin-rhp, Yadier Molina-c, Albert Pujols-1b
1958..... Stan Musial-1b	2010..... Matt Holliday-of
1960..... Ernie Broglio-p	2012..... Matt Holliday-of
1961..... Ken Boyer-3b	2013..... Yadier Molina-c, Matt Carpenter-2b
1962..... Ken Boyer-3b	2014..... Jhonny Peralta-ss
1963..... Bill White-1b, Ken Boyer-3b, Dick Groat-ss	2022..... Paul Goldschmidt-1b, Nolan Arenado-3b
1964..... Bill White-1b, Ken Boyer-3b, Dick Groat-ss	
1967..... Orlando Cepeda-1b, Tim McCarver-c	
1968..... Curt Flood-of, Bob Gibson-p	



DARRYL KILE AWARD

At its annual dinner in January of 2003, the St. Louis Chapter of the Baseball Writers Association of America announced the creation of the Darryl Kile Award. It is given annually to the Cardinal player, by vote of his teammates, who demonstrates the qualities that Darryl brought to the clubhouse every day: those of a good teammate, a great friend, a fine father and a humble man. A veteran of 331 big league starts, Darryl was never on the disabled list at the Major League level and prided himself on never missing a start. The award was not given in 2002 in honor of Darryl.



MIKE MATHENY
2003



WOODY WILLIAMS
2004



CAL ELDRED
2005



CHRIS CARPENTER
2006



RUSS SPRINGER
2007



ADAM WAINWRIGHT
2008



SKIP SCHUMAKER
2009



MATT HOLLIDAY
2010



LANCE BERKMAN
2011



JAKE WESTBROOK
2012



JASON MOTTE
2013



MARK ELLIS
2014



YADIER MOLINA
2015



**JONATHAN
BROXTON**
2016



ZACH DUKE
2017



MILES MIKOLAS
2018



**PAUL
GOLDSCHMIDT**
2019



ALBERT PUJOLS
2022



STEVEN MATZ
2023

ROBERTO CLEMENTE AWARD



1974
LOU BROCK



2013
CARLOS BELTRAN

1995
OZZIE SMITH



2008
ALBERT PUJOLS



2018 YADIER MOLINA

2020
ADAM WAINWRIGHT





TALE OF 10,000 TRIUMPHS

On June 25, 2018, the St. Louis Cardinals won their 10,000th regular-season game as a member of the National League with a 4-0 victory over the Cleveland Indians at Busch Stadium.

The Cardinals became the sixth N.L. franchise to reach that plateau, following the Braves, Cubs, Dodgers, Giants, and Pirates. The Yankees also boast 10,000 wins.

After playing in the American Association from 1881-91, St. Louis became a charter member of the newly reorganized N.L. in 1892. The club was known as the Browns (1892-98) and Perfectos (1899) before becoming the Cardinals in 1900.

**Win No. 1**

April 15, 1892
St. Louis Browns 9, Pittsburgh Pirates 3
Sportsman's Park
Manager: Jack Glasscock
Winning Pitcher: N/A

Win No. 1,000

June 2, 1910
St. Louis Cardinals 4, Philadelphia Phillies 3
Baker Bowl
Manager: Roger Bresnahan
Winning Pitcher: Johnny Lush

Win No. 2,000

August 4, 1924
St. Louis Cardinals 4, Boston Braves 1
Braves Field
Manager: Branch Rickey
Winning Pitcher: Leo Dickerman

Win No. 3,000

May 2, 1936
St. Louis Cardinals 4, Brooklyn Dodgers 0
Sportsman's Park
Manager: Frankie Frisch
Winning Pitcher: Bill Walker

Win No. 4,000

September 8, 1946 – Game 1
St. Louis Cardinals 5, Pittsburgh Pirates 4 (11 inn)
Sportsman's Park
Manager: Eddie Dyer
Winning Pitcher: Red Munger

Win No. 5,000

May 15, 1959
St. Louis Cardinals 8, Philadelphia Phillies 2
Busch Stadium I
Manager: Solly Hemus
Winning Pitcher: Vinegar Bend Mizell

Win No. 6,000

August 17, 1970
St. Louis Cardinals 11, Los Angeles Dodgers 8
Busch Stadium II
Manager: Red Schoendienst
Winning Pitcher: Bob Gibson

Win No. 7,000

June 17, 1983
St. Louis Cardinals 7, Chicago Cubs 2
Busch Stadium II
Manager: Whitey Herzog
Winning Pitcher: Bob Forsch

Win No. 8,000

September 12, 1995
St. Louis Cardinals 10, San Francisco Giants 4
Busch Stadium II
Manager: Mike Jorgensen
Winning Pitcher: Rich DeLucia

Win No. 9,000

May 14, 2007
St. Louis Cardinals 8, Los Angeles 4
Dodger Stadium
Manager: Tony La Russa
Winning Pitcher: Brad Thompson

Win No. 10,000

June 25, 2018
St. Louis Cardinals 4, Cleveland Indians 0
Busch Stadium III
Manager: Mike Matheny
Winning Pitcher: John Gant



CARDINALS SELECTED FOR ALL-STAR GAME

1933	Frank Frisch-2b, Bill Hallahan-p, Pepper Martin-3b, Jim Wilson-c	1958	Don Blasingame-2b, Larry Jackson-p, Stan Musial-1b
1934	Dizzy Dean-p, Frank Frisch-2b, Pepper Martin-3b, Joe Medwick-of	1959	(1st Game) Ken Boyer-3b, Joe Cunningham-of, Wilmer Mizell-p, Stan Musial-1b, Hal Smith-c, Bill White-of (2nd Game) Ken Boyer-3b, Joe Cunningham-of, Wilmer Mizell-p, Stan Musial-1b, Hal Smith-c
1935	Frank Frisch-manager and 2b, Rip Collins-1b, Dizzy Dean-p, Pepper Martin-3b, Joe Medwick-of, Bill Walker-p, Burgess Whitehead-2b	1960	(Both Games) Ken Boyer-3b, Larry Jackson-p, Lindy McDaniel-p, Stan Musial-of, Bill White-1b
1936	Rip Collins-1b, Dizzy Dean-p, Leo Durocher-ss, Stu Martin-2b, Joe Medwick-of	1961	(Both Games) Ken Boyer-3b, Stan Musial-of, Bill White-1b
1937	Dizzy Dean-p, Pepper Martin-of, Joe Medwick-of, Johnny Mize-1b	1962	(Both Games) Ken Boyer-3b, Bob Gibson-p, Stan Musial-of
1938	Joe Medwick-of	1963	Ken Boyer-3b, Dick Groat-ss, ^Julian Javier-2b, Stan Musial-of, Bill White-1b
1939	Curt Davis-p, Joe Medwick-of, Johnny Mize-1b, Terry Moore-of, Lon Warneke-p	1964	Ken Boyer-3b, Curt Flood-of, Dick Groat-ss, Bill White-1b
1940	Johnny Mize-1b, Terry Moore-of	1965	Bob Gibson-p
1941	Johnny Mize-1b, Terry Moore-of, Enos Slaughter-of, Lon Warneke-p	1966	Curt Flood-of, Bob Gibson-p, Tim McCarver-c
1942	Jim Brown-2b, Mort Cooper-p, Walker Cooper-c, Terry Moore-of, Enos Slaughter-of	1967	Lou Brock-of, Orlando Cepeda-1b, Bob Gibson-p, Tim McCarver-c
1943	Billy Southworth-manager, Mort Cooper-p, Walker Cooper-c, Whitey Kurovski-3b, Max Lanier-p, Marty Marion-ss, Stan Musial-of, Howie Pollet-p, Harry Walker-of	1968	Red Schoendienst-manager, Steve Carlton-p, Curt Flood-of, Bob Gibson-p, Julian Javier-2b
1944	Billy Southworth-manager, Walker Cooper-c, Whitey Kurovski-3b, Max Lanier-p, Marty Marion-ss, Red Munger-p, Stan Musial-of	1969	Red Schoendienst-manager, Steve Carlton-p, Bob Gibson-p
1945	No game	1970	Rich Allen-1b, Bob Gibson-p, Joe Torre-c
1946	Whitey Kurovski-3b, Marty Marion-ss, Stan Musial-of, Howie Pollet-p, Red Schoendienst-2b, Enos Slaughter-of	1971	Joe Torre-3b, Steve Carlton-p, Lou Brock-of
1947	Eddie Dyer-manager, Harry Brecheen-p, ^Whitey Kurovski-3b, Marty Marion-ss, Red Munger-p, Stan Musial-1b, Enos Slaughter-of	1972	Bob Gibson-p, Lou Brock-of, Joe Torre-3b, Ted Simmons-c, Red Schoendienst-coach
1948	Harry Brecheen-p, Marty Marion-ss, Stan Musial-of, Red Schoendienst-2b, Enos Slaughter-of	1973	Rick Wise-p, Joe Torre-3b, Ted Simmons-c
1949	Eddie Kazak*-3b, Marty Marion-ss, Red Munger-p, Stan Musial-of, Howie Pollet-p, Red Schoendienst-2b, Enos Slaughter-of	1974	Ted Simmons-c, Lou Brock-of, Reggie Smith-of, Lynn McGlothen-p, Red Schoendienst-coach
1950	Marty Marion-ss, Stan Musial-1b, Red Schoendienst-2b, Enos Slaughter-of	1975	Lou Brock-of, Reggie Smith-of, Red Schoendienst-coach
1951	Stan Musial-of, Red Schoendienst-2b, Enos Slaughter-of, Wally Westlake-of	1976	Bake McBride-of
1952	Stan Musial-of, Red Schoendienst-2b, Enos Slaughter-of, Gerry Staley-p	1977	Ted Simmons-c, Garry Templeton-ss
1953	Harvey Haddix*-p, Stan Musial-of, Del Rice-c, Red Schoendienst-2b, Enos Slaughter-of	1978	Ted Simmons-c
1954	Harvey Haddix-p, Ray Jablonski-3b, Stan Musial-of, Red Schoendienst-2b	1979	Lou Brock-of, Keith Hernandez-1b, Ted Simmons-c, Garry Templeton-ss, Dave Ricketts-coach
1955	Luis Arroyo*-p, Harvey Haddix-p, Stan Musial-1b, Red Schoendienst-2b	1980	George Hendrick-of, Keith Hernandez-1b, Ken Reitz-3b
1956	Ken Boyer-3b, Stan Musial-of, Rip Repulski-of	1981	Bruce Sutter-p
1957	Larry Jackson-p, Wally Moon-of, Stan Musial-1b, Hal Smith-c	1982	Ozzie Smith-ss, Lonnie Smith-of, Gene Gieselmann-trainer
		1983	Ozzie Smith-ss, Willie McGee-of, George Hendrick-of, Whitey Herzog-manager, Chuck Hiller-coach, Dave Ricketts-coach
		1984	Joaquin Andujar-p, Ozzie Smith-ss, Bruce Sutter-p
		1985	Joaquin Andujar-p, Jack Clark-1b, Tom Herr-2b, Willie McGee-of, Ozzie Smith-ss
		1986	Ozzie Smith-ss, Whitey Herzog-manager, Mike Roarke-coach
		1987	Jack Clark-1b, Willie McGee-of, Ozzie Smith-ss, Gene Gieselmann-trainer
		1988	Whitey Herzog-manager, Rich Hacker-coach, Nick Leyva-coach, Johnny Lewis-coach, Vince Coleman-of, Willie McGee-of, Ozzie Smith-ss, Todd Worrell-p

**CARDINALS SELECTED FOR ALL-STAR GAME (Continued)**

1989	Vince Coleman-of, Pedro Guerrero-dh, Tony Pena-c, Ozzie Smith-ss	2008	Ryan Ludwick-of, Albert Pujols-1b
1990	Ozzie Smith-ss	2009	Ryan Franklin-p, Yadier Molina-c, Albert Pujols-1b, Tony La Russa-manager, Barry Weinberg-trainer
1991	Felix Jose-of, Lee Smith-p, Ozzie Smith-ss	2010	Chris Carpenter-p, Matt Holliday-of, Yadier Molina-c, Albert Pujols-1b, Adam Wainwright-p
1992	Tom Pagnozzi-c, Lee Smith-p, Ozzie Smith-ss, Bob Tewksbury-p, Joe Torre-coach	2011	Lance Berkman-of, Matt Holliday-of, Yadier Molina-c
1993	Gregg Jefferies-1b, Lee Smith-p, Gene Gieselmann-trainer	2012	Carlos Beltran-of, David Freese-3b, Rafael Furcal-ss, ^Matt Holliday-of, Lance Lynn-p, Yadier Molina-c, Tony La Russa-manager, Mike Aldrete-coach, Dave Duncan-coach, Derek Lilliquist-coach, Mark McGwire-coach, Jose Oquendo-coach
1994	Gregg Jefferies-1b, Ozzie Smith-ss	2013	Carlos Beltran-of, Matt Carpenter-2b, Allen Craig-1b, Yadier Molina-c, Edward Mujica-p, Adam Wainwright-p
1995	Tom Henke-p, Ozzie Smith-ss	2014	Matt Carpenter-3b, Pat Neshek-rhp, +Yadier Molina-c, Adam Wainwright-p, Mike Matheny-manager, Mike Aldrete-coach, Blaise Ilesley-coach, Derek Lilliquist-coach, John Mabry-coach, Chris Maloney-coach, Jose Oquendo-coach, Greg Hauck-trainer
1996	Ozzie Smith-ss	2015	Matt Holliday-of, Carlos Martinez-p, Yadier Molina-c, Jhonny Peralta-ss, Trevor Rosenthal-p, Michael Wacha-p
1997	Ray Lankford-of, ^Royce Clayton-ss	2016	Matt Carpenter-3b, + *Aledmys Diaz-ss
1998	Mark McGwire-1b	2017	Carlos Martinez-p, Yadier Molina-c
1999	Kent Bottenfield-p, Mark McGwire-1b	2018	Miles Mikolas-p, +Yadier Molina-c
2000	Jim Edmonds-of, Mark McGwire-1b, Darryl Kile-p, ^Edgar Renteria-ss, Brad Henderson-trainer	2019	Paul DeJong-ss
2001	Matt Morris-p, *Albert Pujols-3b	2021	Nolan Arenado-3b, Alex Reyes-p, +Yadier Molina-c
2002	Matt Morris-p	2022	Paul Goldschmidt-1b, +Nolan Arenado-3b, Ryan Helsley-p, Albert Pujols-1b/dh, ^Miles Mikolas-p
2003	Jim Edmonds-of, Albert Pujols-of, Edgar Renteria-ss, Scott Rolen-3b, Woody Williams-p, Tony La Russa-coach	2023	Nolan Arenado-3b
2004	Albert Pujols-1b, Edgar Renteria-ss, Scott Rolen-3b		
2005	Chris Carpenter-p, David Eckstein-ss, Jim Edmonds-of, Jason Isringhausen-p, Albert Pujols-1b, +Scott Rolen-3b, Tony La Russa-manager, Dave Duncan-coach, Marty Mason-coach, Dave McKay-coach, Jose Oquendo-coach, Joe Pettini-coach, Barry Weinberg-trainer		
2006	Chris Carpenter-p, ^David Eckstein-ss, Albert Pujols-1b, Scott Rolen-3b		
2007	Albert Pujols-1b, Tony La Russa-manager, Dave Duncan-coach, Marty Mason-coach, Dave McKay-coach, Joe Pettini-coach		

*Denotes rookie

^Kurovski replaced Boston's Bob Elliott on the 1947 squad; Javier replaced Pittsburgh's Bill Mazeroski in 1963; Clayton replaced Cincinnati's Barry Larkin in 1997; Renteria replaced Mark McGwire in 2000; Eckstein replaced New York's Jose Reyes in 2006; Holliday replaced Yadier Molina in 2012; Mikolas replaced Milwaukee's Corbin Burnes in 2022.

+Houston's Morgan Ensberg replaced Rolen in 2005; Arizona's Miguel Montero replaced Molina in 2014; Aledmys Diaz replaced Matt Carpenter in 2016. Yadier Molina replaced San Francisco's Buster Posey in 2018; Milwaukee's Omar Narváez replaced Molina in 2021; Atlanta's Austin Riley replaced Arenado in 2022.

CARDINALS WORLD SERIES GAME RESULTS

1926 - Cardinals 4, New York 3

Oct. 2 Cardinals 1, at New York 2
 Oct. 3 Cardinals 6, at New York 2
 Oct. 5 at Cardinals 4, New York 0
 Oct. 6 at Cardinals 5, New York 10
 Oct. 7 at Cardinals 2, New York 3
 Oct. 9 Cardinals 10, at New York 2
 Oct. 10 Cardinals 3, at New York 2

1928 - Cardinals 0, New York 4

Oct. 4 Cardinals 1, at New York 4
 Oct. 5 Cardinals 3, at New York 9
 Oct. 7 at Cardinals 3, New York 7
 Oct. 9 at Cardinals 3, New York 7

1930 - Cardinals 2, Philadelphia 4

Oct. 1 Cardinals 2, at Philadelphia 5
 Oct. 2 Cardinals 1, at Philadelphia 6
 Oct. 4 at Cardinals 5, Philadelphia 0
 Oct. 5 at Cardinals 3, Philadelphia 1
 Oct. 6 at Cardinals 0, Philadelphia 2
 Oct. 8 Cardinals 1, at Philadelphia 7

1931 - Cardinals 4, Philadelphia 3

Oct. 1 at Cardinals 2, Philadelphia 6
 Oct. 2 at Cardinals 2, Philadelphia 0
 Oct. 4 Cardinals at Philadelphia, rain
 Oct. 5 Cardinals 5, at Philadelphia 2
 Oct. 6 Cardinals 0, at Philadelphia 3
 Oct. 7 Cardinals 5, at Philadelphia 1
 Oct. 9 at Cardinals 1, Philadelphia 8
 Oct. 10 at Cardinals 4, Philadelphia 2

1934 - Cardinals 4, Detroit 3

Oct. 3 Cardinals 8, at Detroit 3
 Oct. 4 Cardinals 2, at Detroit 3 (12)
 Oct. 5 at Cardinals 4, Detroit 1
 Oct. 6 at Cardinals 4, Detroit 10
 Oct. 7 at Cardinals 1, Detroit 3
 Oct. 8 Cardinals 4, at Detroit 3
 Oct. 9 Cardinals 11, at Detroit 0

1942 - Cardinals 4, New York 1

Sept. 30 at Cardinals 4, New York 7
 Oct. 1 at Cardinals 4, New York 3
 Oct. 2 Cardinals 2, at New York 0
 Oct. 4 Cardinals 9, at New York 6
 Oct. 5 Cardinals 4, at New York 2

1943 - Cardinals 1, New York 4

Oct. 5 Cardinals 2, at New York 4
 Oct. 6 Cardinals 4, at New York 3
 Oct. 7 Cardinals 2, at New York 6
 Oct. 10 at Cardinals 1, New York 2
 Oct. 11 at Cardinals 0, New York 2

1944 - Cardinals 4, Browns 2

Oct. 4 at Cardinals 1, Browns 2
 Oct. 5 at Cardinals 3, Browns 2 (11)
 Oct. 6 Cardinals 2, at Browns 6
 Oct. 7 Cardinals 5, at Browns 1
 Oct. 8 Cardinals 2, at Browns 0
 Oct. 9 at Cardinals 3, Browns 1

1946 - Cardinals 4, Boston 3

Oct. 6 at Cardinals 2, Boston 3 (10)
 Oct. 7 at Cardinals 3, Boston 0
 Oct. 9 Cardinals 0, at Boston 4
 Oct. 10 Cardinals 12, at Boston 3
 Oct. 11 Cardinals 3, at Boston 6
 Oct. 13 at Cardinals 4, Boston 1
 Oct. 15 at Cardinals 4, Boston 3

1964 - Cardinals 4, New York 3

Oct. 7 at Cardinals 9, New York 5
 Oct. 8 at Cardinals 3, New York 8
 Oct. 10 Cardinals 1, at New York 2
 Oct. 11 Cardinals 4, at New York 3
 Oct. 12 Cardinals 5, at New York 2 (10)
 Oct. 14 at Cardinals 3, New York 8
 Oct. 15 at Cardinals 7, New York 5

1967 - Cardinals 4, Boston 3

Oct. 4 Cardinals 2, at Boston 1
 Oct. 5 Cardinals 0, at Boston 5
 Oct. 7 at Cardinals 5, Boston 2
 Oct. 8 at Cardinals 6, Boston 0
 Oct. 9 at Cardinals 1, Boston 3
 Oct. 11 Cardinals 4, at Boston 8
 Oct. 12 Cardinals 7, at Boston 2

1968 - Cardinals 3, Detroit 4

Oct. 2 at Cardinals 4, Detroit 0
 Oct. 3 at Cardinals 1, Detroit 8
 Oct. 5 Cardinals 7, at Detroit 3
 Oct. 6 Cardinals 10, at Detroit 1
 Oct. 7 Cardinals 3, at Detroit 5
 Oct. 9 at Cardinals 1, Detroit 13
 Oct. 10 at Cardinals 1, Detroit 4

1982 - Cardinals 4, Milwaukee 3

Oct. 12 at Cardinals 0, Milwaukee 10
 Oct. 13 at Cardinals 5, Milwaukee 4
 Oct. 15 Cardinals 6, at Milwaukee 2
 Oct. 16 Cardinals 5, at Milwaukee 7
 Oct. 17 Cardinals 4, at Milwaukee 6
 Oct. 19 at Cardinals 13, Milwaukee 1
 Oct. 20 at Cardinals 6, Milwaukee 3

1985 - Cardinals 3, Kansas City 4

Oct. 19 Cardinals 3, at Kansas City 1
 Oct. 20 Cardinals 4, at Kansas City 2
 Oct. 22 at Cardinals 1, Kansas City 6
 Oct. 23 at Cardinals 3, Kansas City 0
 Oct. 24 at Cardinals 1, Kansas City 6
 Oct. 26 Cardinals 1, at Kansas City 2
 Oct. 27 Cardinals 0, at Kansas City 11

1987 - Cardinals 3, Minnesota 4

Oct. 17 Cardinals 1, at Minnesota 10
 Oct. 18 Cardinals 4, at Minnesota 8
 Oct. 20 at Cardinals 3, Minnesota 1
 Oct. 21 at Cardinals 7, Minnesota 2
 Oct. 22 at Cardinals 4, Minnesota 2
 Oct. 24 Cardinals 5, at Minnesota 11
 Oct. 25 Cardinals 2, at Minnesota 4

2004 - Cardinals 0, Boston 4

Oct. 23 Cardinals 9, at Boston 11
 Oct. 24 Cardinals 2, at Boston 6
 Oct. 26 at Cardinals 1, Boston 4
 Oct. 27 at Cardinals 0, Boston 3

2006 - Cardinals 4, Detroit 1

Oct. 21 Cardinals 7, at Detroit 2
 Oct. 22 Cardinals 1, at Detroit 3
 Oct. 24 at Cardinals 5, Detroit 0
 Oct. 25 Detroit at Cardinals, rain
 Oct. 26 at Cardinals 5, Detroit 4
 Oct. 27 at Cardinals 4, Detroit 2

2011 - Cardinals 4, Texas 3

Oct. 19 at Cardinals 3, Texas 2
 Oct. 20 at Cardinals 1, Texas 2
 Oct. 22 Cardinals 16, at Texas 7
 Oct. 23 Cardinals 0, at Texas 4
 Oct. 24 Cardinals 2, at Texas 4
 Oct. 26 Texas at Cardinals, rain
 Oct. 27 at Cardinals 10, Texas 9 (11)
 Oct. 28 at Cardinals 6, Texas 2

2013 - Cardinals 2, Boston 4

Oct. 23 Cardinals 1, at Boston 8
 Oct. 24 Cardinals 4, at Boston 2
 Oct. 26 at Cardinals 5, Boston 4
 Oct. 27 at Cardinals 2, Boston 4
 Oct. 28 at Cardinals 1, Boston 3
 Oct. 30 Cardinals 1, at Boston 6



CARDINALS WORLD SERIES BATTING ALL-TIME TOP 5

BATTING AVERAGE

1. Pepper Martin..... .418
2. Lou Brock391
3. Julian Javier..... .346
4. Yadier Molina328
5. Tim McCarver..... .311
(two series, 50 plate appearances)

GAMES

1. Jim Bottomley.....24
- Frankie Frisch.....24
3. Chick Hafey23
- Whitey Kurowski.....23
- Marty Marion23
- Stan Musial.....23

AT-BATS

1. Frankie Frisch.....95
2. Jim Bottomley.....90
3. Chick Hafey88
4. Lou Brock87
5. Stan Musial.....86
- Curt Flood.....86

RUNS

1. Lou Brock16
2. Pepper Martin.....14
3. Whitey Kurowski.....12
- Albert Pujols12
- Mike Shannon12

HITS

1. Lou Brock34
2. Pepper Martin.....23
- Tim McCarver.....23
- Willie McGee23
5. Yadier Molina22
- Stan Musial.....22

TOTAL BASES

1. Lou Brock57
2. Tim McCarver.....37
3. Willie McGee36
4. Pepper Martin.....35
5. Stan Musial.....34

DOUBLES

1. Lou Brock7
- Chick Hafey7
- Pepper Martin.....7
- Stan Musial.....7
- Marty Marion7

TRIPLES

1. Tim McCarver.....3
2. Lou Brock2
3. 22 players with.....1

HOME RUNS

1. Lou Brock4
- Albert Pujols4
3. Allen Craig3
- Willie McGee3
- Mike Shannon3

RUNS BATTED IN

1. Lou Brock13
2. Yadier Molina12
3. Marty Marion11
- Tim McCarver.....11
- Willie McGee11

STOLEN BASES

1. Lou Brock14
2. Pepper Martin.....7
3. Vince Coleman6
4. Frankie Frisch.....4
- Ozzie Smith.....4

BASES ON BALLS

1. Stan Musial.....12
- Albert Pujols12
3. Tim McCarver.....10
4. Ray Sanders.....9
- Ozzie Smith9

CARDINALS WORLD SERIES PITCHING ALL-TIME TOP 5

GAMES

1. Bob Gibson.....9
2. Ken Dayley8
3. Seven players with7

INNINGS PITCHED

1. Bob Gibson 81.0
2. Mort Cooper 45.0
3. Bill Hallahan..... 39.2
4. Burleigh Grimes..... 34.2
5. Harry Brecheen 32.2

EARNED-RUN AVERAGE

1. Harry Brecheen 0.83
2. Bill Hallahan..... 1.36
3. Jesse Haines 1.67
4. Max Lanier..... 1.71
5. Dizzy Dean 1.73
(25 innings pitched)

SHUTOUTS

1. Bob Gibson.....2
- Bill Hallahan.....2
3. Six players with.....1

FEWEST HITS PER NINE INNINGS

1. Burleigh Grimes..... 4.93
2. Bob Gibson..... 6.11
3. Bill Hallahan..... 6.58
4. Chris Carpenter 6.67
5. Jesse Haines..... 6.68
(two series, 25 innings pitched)

WINS

1. Bob Gibson.....7
2. Harry Brecheen.....4
3. Chris Carpenter3
- Bill Hallahan.....3
- Jesse Haines.....3
- John Tudor3

COMPLETE GAMES

1. Bob Gibson.....8
2. Harry Brecheen3
- Bill Hallahan.....3
- Burleigh Grimes.....3
5. Six pitchers with.....2

STRIKEOUTS

1. Bob Gibson.....92
2. Mort Cooper35
3. Bill Hallahan.....27
4. Max Lanier.....25
5. Burleigh Grimes.....24

FEWEST WALKS PER NINE INNINGS

1. Chris Carpenter 1.67
2. Dizzy Dean 1.73
3. Bob Gibson..... 1.89
4. Mort Cooper 2.40
5. Grover Alexander 2.84
(25 innings pitched)

SAVES

1. Todd Worrell.....3
2. Bruce Sutter.....2
3. 12 pitchers with.....1



CARDINALS NLCS GAME RESULTS

1982 - Cardinals 3, Atlanta 0

Oct. 6	Atlanta at Cardinals, rain
Oct. 7	at Cardinals 7, Atlanta 0
Oct. 8	Atlanta at Cardinals, rain
Oct. 9	at Cardinals 4, Atlanta 3
Oct. 10	Cardinals 6, at Atlanta 2

1985 - Cardinals 4, Los Angeles 2

Oct. 9	at Cardinals 5, San Francisco 4
Oct. 10	Cardinals 2, at Los Angeles 8
Oct. 12	at Cardinals 4, Los Angeles 2
Oct. 13	at Cardinals 12, Los Angeles 2
Oct. 14	at Cardinals 3, Los Angeles 2
Oct. 16	Cardinals 7, at Los Angeles 5

1987 - Cardinals 4, San Francisco 3

Oct. 6	at Cardinals 5, San Francisco 3
Oct. 7	at Cardinals 0, San Francisco 5
Oct. 9	Cardinals 6, at San Francisco 5
Oct. 10	Cardinals 2, at San Francisco 4
Oct. 11	Cardinals 3, at San Francisco 6
Oct. 13	at Cardinals 1, San Francisco 0
Oct. 14	at Cardinals 6, San Francisco 0

1996 - Cardinals 3, Atlanta 4

Oct. 9	Cardinals 2, at Atlanta 4
Oct. 10	Cardinals 8, at Atlanta 3
Oct. 12	at Cardinals 3, Atlanta 2
Oct. 13	at Cardinals 4, Atlanta 3
Oct. 14	at Cardinals 0, Atlanta 14
Oct. 16	Cardinals 1, at Atlanta 3
Oct. 17	Cardinals 0, at Atlanta 15

2000 - Cardinals 1, New York 4

Oct. 11	at Cardinals 2, New York 6
Oct. 12	at Cardinals 5, New York 6
Oct. 14	Cardinals 8, at New York 2
Oct. 15	Cardinals 6, at New York 10
Oct. 16	Cardinals 0, at New York 7

2002 - Cardinals 1, San Francisco 4

Oct. 9	at Cardinals 6, San Francisco 9
Oct. 10	at Cardinals 1, San Francisco 4
Oct. 12	Cardinals 5, at San Francisco 4
Oct. 13	Cardinals 3, at San Francisco 4
Oct. 14	Cardinals 1, at San Francisco 2

2004 - Cardinals 4, Houston 3

Oct. 13	at Cardinals 10, Houston 7
Oct. 14	at Cardinals 6, Houston 4
Oct. 16	Cardinals 2, at Houston 5
Oct. 17	Cardinals 5, at Houston 6
Oct. 18	Cardinals 0, at Houston 3
Oct. 20	(12 inn.) at Cardinals 6, Houston 4
Oct. 21	at Cardinals 5, Houston 2

2005 - Cardinals 2, Houston 4

Oct. 12	at Cardinals 5, Houston 3
Oct. 13	at Cardinals 1, Houston 4
Oct. 15	Cardinals 3, at Houston 4
Oct. 16	Cardinals 1, at Houston 2
Oct. 17	Cardinals 5, at Houston 4
Oct. 19	at Cardinals 1, Houston 5

2006 - Cardinals 4, New York 3

Oct. 11	Cardinals at New York, rain
Oct. 12	Cardinals 0, at New York 2
Oct. 13	Cardinals 9, at New York 6
Oct. 14	at Cardinals 5, New York 0
Oct. 15	at Cardinals 5, New York 12
Oct. 16	New York at Cardinals, rain
Oct. 17	at Cardinals 4, New York 2
Oct. 18	Cardinals 2, at New York 4
Oct. 19	Cardinals 3, at New York 1

2011 - Cardinals 4, Milwaukee 2

Oct. 9	Cardinals 6, at Milwaukee 9
Oct. 10	Cardinals 12, at Milwaukee 3
Oct. 12	at Cardinals 4, Milwaukee 3
Oct. 13	at Cardinals 2, Milwaukee 4
Oct. 14	at Cardinals 7, Milwaukee 1
Oct. 16	Cardinals 12, at Milwaukee 6

2012 - Cardinals 3, San Francisco 4

Oct. 14	Cardinals 6, at San Francisco 4
Oct. 15	Cardinals 1, at San Francisco 7
Oct. 17	at Cardinals 3, San Francisco 1
Oct. 18	at Cardinals 8, San Francisco 3
Oct. 19	at Cardinals 0, San Francisco 5
Oct. 21	Cardinals 1, at San Francisco 6
Oct. 22	Cardinals 0, at San Francisco 9

2013 - Cardinals 4, Los Angeles 2

Oct. 11	(13 inn.) at Cardinals 3, Los Angeles 2
Oct. 12	at Cardinals 1, Los Angeles 0
Oct. 14	Cardinals 0, at Los Angeles 3
Oct. 15	Cardinals 4, at Los Angeles 2
Oct. 16	Cardinals 4, at Los Angeles 6
Oct. 18	at Cardinals 9, Los Angeles 0

2014 - Cardinals 1, San Francisco 4

Oct. 11	at Cardinals 0, San Francisco 3
Oct. 12	at Cardinals 5, San Francisco 4
Oct. 14	(10 inn.) Cardinals 4, at San Francisco 5
Oct. 15	Cardinals 4, at San Francisco 6
Oct. 16	Cardinals 3, at San Francisco 6

2019 - Cardinals 0, Washington 4

Oct. 11	at Cardinals 0, Washington 2
Oct. 12	at Cardinals 1, Washington 3
Oct. 14	Cardinals 1, at Washington 8
Oct. 15	Cardinals 4, at Washington 7



As a 22-year old rookie, Michael Wacha was named the 2013 National League Championship Series Most Valuable Player. Wacha hurled 13.2 scoreless innings vs. the Los Angeles Dodgers, earning wins in Game 2 & 6.



CARDINALS NLCS BATTING ALL-TIME TOP 5

BATTING AVERAGE

1.	Albert Pujols	.383
2.	Yadier Molina	.312
3.	David Freese	.304
4.	Ozzie Smith	.303
5.	Willie McGee	.300

(two series, 50 plate appearances)

GAMES

1.	Yadier Molina	39
2.	Albert Pujols	31
3.	Jim Edmonds	30
4.	Jon Jay	24
5.	Matt Holliday	23

AT-BATS

1.	Yadier Molina	141
2.	Albert Pujols	115
3.	Jim Edmonds	107
4.	Matt Holliday	95
5.	Jon Jay	90

RUNS

1.	Albert Pujols	25
2.	Jim Edmonds	12
	Jon Jay	12
	Willie McGee	12
	Yadier Molina	12

HITS

1.	Yadier Molina	44
	Albert Pujols	44
3.	Jim Edmonds	29
4.	Matt Holliday	25
	Jon Jay	25

TOTAL BASES

1.	Albert Pujols	82
2.	Yadier Molina	61
3.	Jim Edmonds	53
4.	David Freese	39
5.	Matt Holliday	36

DOUBLES

1.	Yadier Molina	8
	Albert Pujols	8
3.	Jim Edmonds	6
	David Freese	6
5.	Carlos Beltrán	5
	Tommy Herr	5
	Matt Holliday	5

TRIPLES

1.	Willie McGee	3
2.	Ozzie Smith	2
	Scott Spiezio	2
4.	10 players with	1

HOME RUNS

1.	Albert Pujols	10
2.	Jim Edmonds	6
3.	David Freese	4
4.	Yadier Molina	3
	Scott Rolen	3

RUNS BATTED IN

1.	Albert Pujols	27
2.	Jim Edmonds	20
3.	Yadier Molina	12
3.	David Freese	11
5.	Matt Holliday	10
	Willie McGee	10

STOLEN BASES

1.	David Eckstein	4
2.	Edgar Renteria	3
	Kolten Wong	3
4.	Carlos Beltrán	2
	Vince Coleman	2
	Tom Herr	2
	Willie McGee	2
	Ozzie Smith	2
	Tony Womack	2

BASES ON BALLS

1.	Albert Pujols	18
2.	Jim Edmonds	15
3.	Darrell Porter	10
4.	Ozzie Smith	9
5.	Matt Carpenter	8
	Yadier Molina	8

CARDINALS NLCS PITCHING ALL-TIME TOP 5

GAMES

1.	Jason Isringhausen	11
2.	Lance Lynn	10
3.	Trevor Rosenthal	9
	Adam Wainwright	9
4.	Randy Choate	8
	Ken Dayley	8
	Carlos Martínez	8
	Marc Rzepczynski	8
	Fernando Salas	8
	Julian Tavarez	8

INNINGS PITCHED

1.	Chris Carpenter	39.0
2.	Adam Wainwright	37.2
3.	Matt Morris	32.0
	Jeff Suppan	32.0
5.	Andy Benes	28.2

SHUTOUTS

1.	Danny Cox	1
	Bob Forsch	1

COMPLETE GAMES

1.	Danny Cox	2
2.	Bob Forsch	1

WINS

1.	Lance Lynn	3
2.	Chris Carpenter	2
	Danny Cox	2
	Bob Forsch	2
	Jeff Suppan	2
	Julian Tavarez	2
	John Tudor	2
	Michael Wacha	2

EARNED-RUN AVERAGE

1.	Jeff Suppan	1.69
2.	John Tudor	2.25
3.	Adam Wainwright	2.39
4.	Lance Lynn	2.81
5.	Andy Benes	4.08

(two series, 25 innings pitched)

FEWEST HITS PER NINE INNINGS

1.	Jeff Suppan	4.50
2.	Adam Wainwright	7.41
3.	John Tudor	8.36
4.	Andy Benes	8.48
5.	Lance Lynn	8.77

(two series, 25 innings pitched)

STRIKEOUTS

1.	Adam Wainwright	34
2.	Chris Carpenter	24
3.	Jeff Suppan	20
	John Tudor	20
5.	Andy Benes	19
	Lance Lynn	19

FEWEST WALKS PER NINE INNINGS

1.	Adam Wainwright	1.67
2.	John Tudor	2.57
3.	Andy Benes	3.14
4.	Chris Carpenter	3.46
5.	Jeff Suppan	3.66

(two series, 25 innings pitched)

SAVES

1.	Jason Isringhausen	5
2.	Ken Dayley	4
	Jason Motte	4
4.	Trevor Rosenthal	2
	Adam Wainwright	2



CARDINALS DIVISION SERIES GAME RESULTS

1996 - Cardinals 3, San Diego 0

Oct. 1 at Cardinals 3, San Diego 1
 Oct. 3 at Cardinals 5, San Diego 4
 Oct. 5 Cardinals 7, at San Diego 5

2000 - Cardinals 3, Atlanta 0

Oct. 3 at Cardinals 7, Atlanta 5
 Oct. 5 at Cardinals 10, Atlanta 4
 Oct. 7 Cardinals 7, at Atlanta 1

2001 - Cardinals 2, Arizona 3

Oct. 9 Cardinals 0, at Arizona 1
 Oct. 10 Cardinals 4, at Arizona 1
 Oct. 12 at Cardinals 3, Arizona 5
 Oct. 13 at Cardinals 4, Arizona 1
 Oct. 14 Cardinals 1, at Arizona 2

2002 - Cardinals 3, Arizona 0

Oct. 1 Cardinals 12, at Arizona 2
 Oct. 3 Cardinals 2, at Arizona 1
 Oct. 5 at Cardinals 6, Arizona 3

2004 - Cardinals 3, Los Angeles 1

Oct. 5 at Cardinals 8, Los Angeles 3
 Oct. 7 at Cardinals 8, Los Angeles 3
 Oct. 9 Cardinals 0, at Los Angeles 4
 Oct. 10 Cardinals 6, at Los Angeles 2

2005 - Cardinals 3, San Diego 0

Oct. 4 at Cardinals 8, San Diego 5
 Oct. 6 at Cardinals 6, San Diego 2
 Oct. 8 Cardinals 7, at San Diego 4

2006 - Cardinals 3, San Diego 1

Oct. 3 Cardinals 5, at San Diego 1
 Oct. 5 Cardinals 2, at San Diego 0
 Oct. 7 at Cardinals 1, San Diego 3
 Oct. 9 at Cardinals 6, San Diego 2

2009 - Cardinals 0, Los Angeles 3

Oct. 7 Cardinals 3, at Los Angeles 5
 Oct. 8 Cardinals 2, at Los Angeles 3
 Oct. 10 at Cardinals 1, Los Angeles 5

2011 - Cardinals 3, Philadelphia 2

Oct. 1 Cardinals 6, at Philadelphia 11
 Oct. 2 Cardinals 5, at Philadelphia 4
 Oct. 4 at Cardinals 2, Philadelphia 3
 Oct. 5 at Cardinals 5, Philadelphia 3
 Oct. 7 Cardinals 1, at Philadelphia 0

2012 - Cardinals 3, Washington 2

Oct. 7 at Cardinals 2, Washington 3
 Oct. 8 at Cardinals 12, Washington 4
 Oct. 10 Cardinals 8, at Washington 0
 Oct. 11 Cardinals 1, at Washington 2
 Oct. 12 Cardinals 9, at Washington 7

2013 - Cardinals 3, Pittsburgh 2

Oct. 3 at Cardinals 9, Pittsburgh 1
 Oct. 4 at Cardinals 1, Pittsburgh 7
 Oct. 6 Cardinals 3, at Pittsburgh 5
 Oct. 7 Cardinals 2, at Pittsburgh 1
 Oct. 9 at Cardinals 6, Pittsburgh 1

2014 - Cardinals 3, Los Angeles 1

Oct. 3 Cardinals 10, at Los Angeles 9
 Oct. 4 Cardinals 2, at Los Angeles 3
 Oct. 6 at Cardinals 3, Los Angeles 1
 Oct. 7 at Cardinals 3, Los Angeles 2

2015 - Cardinals 1, Chicago 3

Oct. 9 at Cardinals 4, Chicago 0
 Oct. 10 at Cardinals 3, Chicago 6
 Oct. 12 Cardinals 6, at Chicago 8
 Oct. 13 Cardinals 4, at Chicago 6

2019 - Cardinals 3, Atlanta 2

Oct. 3 Cardinals 7, at Atlanta 6
 Oct. 4 Cardinals 0, at Atlanta 3
 Oct. 6 at Cardinals 1, Atlanta 3
 Oct. 7 (10 inn.) at Cardinals 5, Atlanta 4
 Oct. 9 Cardinals 13, at Atlanta 1



From 2011-14, the Cardinals won four straight Division Series. Chris Carpenter threw a 1-0 shutout in Game 5 over Philadelphia in 2011 (upper left). The Cardinals rallied from a 6-0 deficit to defeat Washington at Nationals Park in Game 5 of 2012 (upper right). Adam Wainwright threw a complete game over Pittsburgh in 2013 (lower left) Game 5. Matt Carpenter homered in three straight games in the 2014 NLDS including a bases clearing triple (shown) off Clayton Kershaw to rally the Cardinals from a 6-1 deficit to a 10-9 win at Dodger Stadium in Game 1 (lower right).



CARDINALS DIVISION SERIES BATTING LEADERS

BATTING AVERAGE

1.	Fernando Vina404
2.	Jim Edmonds333
3.	Albert Pujols309
4.	David Freese302
5.	Edgar Renteria280

(two series, 50 plate appearances)

GAMES

1.	Yadier Molina	37
2.	Albert Pujols	27
3.	Matt Holliday	25
4.	Matt Carpenter	22
	Jim Edmonds	22

AT-BATS

1.	Yadier Molina	136
2.	Albert Pujols	97
3.	Matt Holliday	93
4.	Jim Edmonds	81
5.	Matt Carpenter	61

RUNS

1.	Jim Edmonds	17
	Albert Pujols	17
3.	Matt Holliday	14
	Edgar Renteria	14
5.	Jon Jay	10
	Yadier Molina	10

HITS

1.	Albert Pujols	30
2.	Yadier Molina	29
3.	Jim Edmonds	27
4.	Matt Holliday	20
5.	Fernando Vina	19

TOTAL BASES

1.	Jim Edmonds	55
2.	Albert Pujols	50
3.	Yadier Molina	36
4.	Matt Holliday	31
5.	Carlos Beltran	28

DOUBLES

1.	Jim Edmonds	7
2.	Albert Pujols	6
3.	David Freese	5
	Kolten Wong	5
4.	Carlos Beltrán	4
	Paul Goldschmidt	4
	Yadier Molina	4

TRIPLES

1.	Rafael Furcal	2
2.	Allen Craig	1
	Tommy Edman	1
	Juan Encarnacion	1
	Jon Jay	1
	John Mabry	1
	Albert Pujols	1
	Tony Womack	1

HOME RUNS

1.	Jim Edmonds	7
2.	Carlos Beltrán	4
	Matt Carpenter	4
	Albert Pujols	4
5.	Matt Holliday	3
	Stephen Piscotty	3

RUNS BATTED IN

1.	Jim Edmonds	17
	Albert Pujols	17
3.	Matt Carpenter	11
	Matt Holliday	11
	Reggie Sanders	11

STOLEN BASES

1.	Edgar Renteria	5
2.	Jon Jay	3
3.	J.D. Drew	2
	Ron Gant	2
	Julio Lugo	2
	Placido Polanco	2

BASES ON BALLS

1.	Albert Pujols	18
2.	Jim Edmonds	11
3.	Jon Jay	10
	Yadier Molina	10
	Edgar Renteria	10

CARDINALS DIVISION SERIES PITCHING LEADERS

GAMES

1.	Adam Wainwright	13
2.	Trevor Rosenthal	10
3.	Steve Kline	8
4.	Mitchell Boggs	7
	Chris Carpenter	7
	Jason Isringhausen	7
	Carlos Martínez	7
	Matt Morris	7

INNINGS PITCHED

1.	Adam Wainwright	53.0
2.	Chris Carpenter	42.0
3.	Matt Morris	37.0
4.	John Lackey	17.1
5.	Lance Lynn	14.2

EARNED-RUN AVERAGE

1.	Trevor Rosenthal	0.87
2.	Woody Williams	2.08
3.	Matt Morris	2.19
4.	Chris Carpenter	2.36
5.	John Lackey	2.60

(minimum 10 innings pitched)

FEWEST HITS PER NINE INNINGS

1.	Darryl Kile	4.85
2.	Michael Wacha	5.40
3.	John Lackey	5.71
4.	Andy Benes	6.17
5.	Jeff Suppan	6.35

(two series, 10 innings pitched)

WINS

1.	Chris Carpenter	5
2.	Jeff Fassero	2
	Marco Gonzales	2
	John Lackey	2
	Matt Morris	2
	Adam Wainwright	2
	Woody Williams	2

STRIKEOUTS

1.	Adam Wainwright	62
2.	Chris Carpenter	25
3.	Matt Morris	24
4.	Lance Lynn	22
5.	John Lackey	18

FEWEST WALKS PER NINE INNINGS

1.	Adam Wainwright	1.36
2.	Woody Williams	1.38
3.	Kyle Lohse	1.46
4.	John Lackey	1.56
5.	Matt Morris	3.16

(two series, 10 innings pitched)

SAVES

1.	Trevor Rosenthal	4
2.	Dennis Eckersley	3
	Jason Isringhausen	3
5.	Steve Kline	2
	Jason Motte	2

SHUTOUTS

1.	Chris Carpenter	1
----	-----------------------	---

COMPLETE GAMES

1.	Chris Carpenter	1
	Adam Wainwright	1



CARDINALS WILD CARD SERIES RESULTS

2012 - Cardinals 1, Atlanta 0

October 5 Cardinals 6, at Atlanta 3

2020 - Cardinals 1, San Diego 2

September 30 Cardinals 7, at San Diego 4

October 1 Cardinals 9, at San Diego 11

October 2 Cardinals 0, at San Diego 4

2021 - Cardinals 0, Los Angeles 1

October 6 Cardinals 1, at Los Angeles 3

2022 - Cardinals 0, Philadelphia 2

October 7 Cardinals 3, Philadelphia 6

October 8 Cardinals 0, Philadelphia 2

CARDINALS WILD CARD SERIES BATTING LEADERS

GAMES

1.	Yadier Molina	7
2.	Dylan Carlson	6
	Tommy Edman	6
	Paul Goldschmidt	6
5.	Paul DeJong	5

AT-BATS

1.	Yadier Molina	29
2.	Tommy Edman	25
3.	Paul Goldschmidt	23
4.	Dylan Carlson	15
5.	Dexter Fowler	14
	Kolten Wong	14

RUNS

1.	Matt Carpenter	3
	Tommy Edman	3
	Dylan Carlson	3
4.	Paul DeJong	2
	Paul Goldschmidt	2
	Yadier Molina	2
	Matt Holliday	2

STOLEN BASES

1.	Tommy Edman	2
2.	Dylan Carlson	1
	Tyler O'Neill	1

HITS

1.	Tommy Edman	7
	Yadier Molina	7
2.	Dylan Carlson	4
	Dexter Fowler	4
	Paul Goldschmidt	4

TOTAL BASES

1.	Paul Goldschmidt	11
2.	Yadier Molina	9
3.	Kolten Wong	7
	Tommy Edman	7
5.	Dylan Carlson	5
	Dexter Fowler	5
	Matt Holliday, Juan Yezpez	5

DOUBLES

1.	Yadier Molina	2
2.	8 Players tied	1

TRIPLES

----- None -----

HOME RUNS

1.	Paul Goldschmidt	2
2.	Matt Holliday	1
	Kolten Wong	1
	Juan Yezpez	1

RUNS BATTED IN

1.	Kolten Wong	4
2.	Matt Carpenter	3
	Paul Goldschmidt	3
	Yadier Molina	3
5.	Harrison Bader	2
	Dexter Fowler	2
	Juan Yezpez	2

BASES ON BALLS

1.	Dylan Carlson	6
2.	Matt Carpenter	3
	Paul DeJong	3
	Paul Goldschmidt	3
5.	Lars Nootbaar	2

CARDINALS WILD CARD SERIES PITCHING LEADERS

GAMES

1.	Giovanny Gallegos	5
2.	Ryan Helsley	3
	Alex Reyes	3
4.	Génesis Cabrera	2
	Adam Wainwright	2

INNINGS PITCHED

1.	Adam Wainwright	8.2
2.	Jack Flaherty	6.0
3.	Kyle Lohse	5.2
4.	Kwang Hyun Kim	3.2
5.	Alex Reyes	3.1

STARTS

1.	Adam Wainwright	2
2.	Kyle Lohse	1
	Kwang Hyun Kim	1
	Jack Flaherty	1
	Miles Mikolas	1
	Jose Quintana	1

WINS

1.	Kyle Lohse	1
	Giovanny Gallegos	1

SAVES

1.	Jason Motte	1
	Alex Reyes	1

STRIKEOUTS

1.	Jack Flaherty	8
	Adam Wainwright	8
3.	Kyle Lohse	6
	Giovanny Gallegos	6
5.	Ryan Helsley	4

COMPLETE GAMES

----- None -----

SHUTOUTS

----- None -----



CARDINALS POSTSEASON BATTING LEADERS

BATTING AVERAGE

1.	Pepper Martin	.418
2.	Lou Brock	.391
3.	Julian Javier	.346
4.	Fernando Vina	.333
5.	Albert Pujols	.327

(two series, 50 plate appearances)

GAMES

1.	Yadier Molina	104
2.	Albert Pujols	76
3.	Jim Edmonds	61
	Matt Holliday	61
5.	Jon Jay	58

AT-BATS

1.	Yadier Molina	373
2.	Albert Pujols	275
3.	Matt Holliday	234
	Jim Edmonds	220
5.	Jon Jay	190

RUNS

1.	Albert Pujols	54
2.	Matt Holliday	36
3.	Jim Edmonds	32
4.	Yadier Molina	29
5.	Jon Jay	24
	Matt Carpenter	24

HITS

1.	Yadier Molina	102
2.	Albert Pujols	90
3.	Jim Edmonds	61
4.	Matt Holliday	56
5.	David Freese	48
	Willie McGee	48

TOTAL BASES

1.	Albert Pujols	164
2.	Yadier Molina	133
3.	Jim Edmonds	115
4.	Matt Holliday	91
5.	David Freese	86

DOUBLES

1.	Yadier Molina	19
2.	Albert Pujols	18
3.	Jim Edmonds	15
	David Freese	15
5.	4 Players	9

TRIPLES

1.	Tim McCarver	3
	Willie McGee	3
2.	Lou Brock	2
	Juan Encarnacion	2
	Rafael Furcal	2
	Terry Pendleton	2
	Ozzie Smith	2
	Scott Spiezio	2

HOME RUNS

1.	Albert Pujols	18
2.	Jim Edmonds	13
3.	Matt Holliday	8
4.	David Freese	7
5.	Matt Carpenter	6
	Larry Walker	6

RUNS BATTED IN

1.	Albert Pujols	52
2.	Jim Edmonds	41
3.	Yadier Molina	36
4.	David Freese	29
5.	Matt Holliday	27

STOLEN BASES

1.	Lou Brock	14
2.	Vince Coleman	8
	Edgar Renteria	8
4.	Pepper Martin	7
	Ozzie Smith	6

BASES ON BALLS

1.	Albert Pujols	48
2.	Jim Edmonds	30
3.	Yadier Molina	27
	Ozzie Smith	20
5.	Jon Jay	19

CARDINALS POSTSEASON PITCHING LEADERS

GAMES

1.	Adam Wainwright	29
2.	Lance Lynn	24
3.	Trevor Rosenthal	23
4.	Carlos Martinez	20
5.	Jason Isringhausen	19
	Jason Motte	19

SHUTOUTS

1.	Bob Gibson	2
	Wild Bill Hallahan	2
3.	Nine tied with	1

INNINGS PITCHED

1.	Adam Wainwright	114.1
2.	Chris Carpenter	108.0
3.	Bob Gibson	81.0
4.	Matt Morris	73.1
5.	John Tudor	57.0

EARNED RUN AVERAGE

1.	Ken Dayley	0.44
2.	Trevor Rosenthal	0.69
3.	Harry Brecheen	0.83
4.	Wild Bill Hallahan	1.36
5.	Jesse Haines	1.67

(minimum 20 innings pitched)

FEWEST HITS PER NINE INNINGS

1.	Ken Dayley	2.61
2.	Burleigh Grimes	4.93
3.	Jason Motte	4.98
4.	Trevor Rosenthal	5.19
5.	Jason Isringhausen	5.96

(minimum 20 innings pitched)

WINS

1.	Chris Carpenter	10
2.	Bob Gibson	7
3.	Lance Lynn	5
	John Tudor	5
5.	Harry Brecheen	4
	Michael Wacha	4
	Adam Wainwright	4

COMPLETE GAMES

1.	Bob Gibson	8
2.	Harry Brecheen	3
	Burleigh Grimes	3
	Wild Bill Hallahan	3
5.	Seven tied with	2

STRIKEOUTS

1.	Adam Wainwright	123
2.	Bob Gibson	92
3.	Chris Carpenter	68
4.	Lance Lynn	50
5.	Matt Morris	44

FEWEST WALKS PER NINE INNINGS

1.	Jason Motte	0.83
2.	John Lackey	1.54
3.	Adam Wainwright	1.73
4.	Dizzy Dean	1.73
5.	Bob Gibson	1.89

(minimum 20 innings pitched)

SAVES

1.	Jason Isringhausen	8
	Jason Motte	8
3.	Trevor Rosenthal	7
4.	Ken Dayley	5
5.	Dennis Eckersley	4
	Adam Wainwright	4
	Todd Worrell	4

RETIRED UNIFORM NUMBERS

In the 132-year history of the St. Louis Cardinals, 15 individuals have enjoyed such distinguished careers on the field, in the dugout, or from the owner's box or broadcast booth that their uniform numbers have been retired by the organization. Only the New York Yankees (22 numbers/23 individuals) have recognized more individuals among Major League Baseball franchises. The honored Redbirds' uniform numbers appear in two areas at Busch Stadium – on the left-field wall and below the main scoreboard in right-center field.

Uniform No. 42 was retired by Major League Baseball in 1997 to commemorate the 50th anniversary of Jackie Robinson breaking the color barrier. Robinson played for the Brooklyn Dodgers from 1947 to 1956. He was the National League Rookie of the Year in 1947, the Most Valuable Player in 1949 and a five-time All-Star. Robinson was inducted into the National Baseball Hall of Fame in 1962. The Cardinals subsequently retired No. 42 for Hall of Fame relief pitcher Bruce Sutter in 2006.

The most-recent Redbird so honored was Hall of Fame catcher Ted Simmons, whose No. 23 was retired during a pregame ceremony at Busch Stadium on July 31, 2021. He also was awarded the 12th statue outside of Busch Stadium – the first unveiled outside Busch Stadium III.


ST. LOUIS CARDINALS RETIRED NUMBERS

1 • Ozzie Smith, 1996	2 • Red Schoendienst, 1996	6 • Stan Musial, 1963
9 • Enos Slaughter, 1996	10 • Tony La Russa, 2012	14 • Ken Boyer, 1984
17 • Dizzy Dean, 1974	20 • Lou Brock, 1979	23 • Ted Simmons, 2021
24 • Whitey Herzog, 2010	42 • Jackie Robinson, 1997	42 • Bruce Sutter, 2006
45 • Bob Gibson, 1975	85 • August A. Busch, 1984	Rogers Hornsby, 1997
	Jack Buck, 2002	



Hall of Famers Bruce Sutter, Bob Gibson, Red Schoendienst, Stan Musial, Whitey Herzog, Lou Brock and Ozzie Smith (L-R) highlight pregame ceremonies before the home opener at Busch Stadium on April 13, 2012.

Retired Numbers


OZZIE SMITH
SHORTSTOP
1
FULL NAME: Osborne Earl Smith

HEIGHT: 5-11 **WEIGHT:** 150 **BATTED:** Both **THREW:** Right

BORN: December 26, 1954 at Mobile, Alabama

YEARS WITH CARDINALS: 1982-96

NUMBER RETIRED: 1996

Ozzie Smith is widely regarded as the finest fielding shortstop of all time. But, after being labeled as a good-field, no-hit performer early in his career, he developed into a bona fide offensive threat, as well.

The Cardinals acquired Smith from the San Diego Padres in exchange for shortstop Garry Templeton on Feb. 11, 1982. It proved to be one of the greatest trades in franchise history. Smith was a key element in St. Louis' success in the 1980s, and he became one of the city's most-popular citizens.

A lifetime .231 batter when he arrived in St. Louis, Smith promptly improved that figure to .248 for the 1982 season as the Cardinals won the World Series over the Milwaukee Brewers. In 1985, Smith batted at a .276 clip with a career-high six home runs and 54 RBI. He stunned the baseball world with a game-winning homer in the bottom of the ninth inning of Game 5 of the National League Championship Series against the Los Angeles Dodgers. The blast – on a 1-2 pitch from reliever Tom Niedenfuer – was Smith's first as a left-handed batter in 3,009 at-bats and prompted Cardinals' broadcaster Jack Buck to exclaim, "Go crazy, folks! Go crazy!" Smith put together his finest season at the plate in 1987, with career highs of a .303 average and 75 RBI, as the Cardinals captured their third N.L. pennant in six seasons. He finished as runner-up for the Most Valuable Player Award to Andre Dawson of the Chicago Cubs.

Throughout his offensive progression, Smith seemingly made every play defensively, both the routine and the spectacular. "The Wizard" won 13 consecutive Gold Glove Awards between 1980 and 1992, setting a major league record with an all-time low of eight errors in 1991. Smith's most eye-popping play came Aug. 5, 1986, against the Philadelphia Phillies at Busch Stadium. He took off on a short fly ball to left field hit by Von Hayes and, with his back to the plate, flew parallel to the ground and completely stretched out to make the catch. Among shortstops, Smith is baseball's career leader in assists (8,375) and ranks second in total chances (12,905) and double plays (1,590). He led the N.L. in fielding percentage seven times and had a career .978 mark. In 2007, Smith was named the shortstop on the All-Time Rawlings Gold Glove team, selected to honor the 50th anniversary of the Gold Glove Award.

Smith was selected to 15 All-Star Games and started 11 of them. At the time of his retirement following the 1996 season, he had received more votes in fan balloting for the Midsummer Classic than any other player in N.L. history (27,597,904). On the Cardinals' career lists, Smith ranks third in walks (876) and stolen bases (433); fourth in games played (1,990), at-bats (7,160) and sacrifice flies (54); tied for fourth in sacrifices (131); seventh in runs (991) and game-winning RBI (83); eighth in hits (1,944); and tied for 10th in intentional walks (72).

Held in high esteem for his civic-mindedness, Smith received the Lou Gehrig Award (presented to the player who best exhibits the character and integrity of Lou Gehrig both on and off the field) in 1989, the Branch Rickey Award (in recognition of his exceptional community service) in 1994 and the Roberto Clemente Award (presented to the player who best exemplifies the game of baseball, sportsmanship, community involvement and the individual's contribution to his team) in 1995.

Smith was a first-ballot National Baseball Hall of Fame inductee in 2002, earning 92 percent of the votes from the Baseball Writers Association of America, and an inaugural member of the St. Louis Cardinals Hall of Fame in 2014. He was voted the shortstop on the All-Busch Stadium II team in 2005.

PROMINENT CARDINALS WHO WORE NO. 1

• Pepper Martin, 1934-38

• Whitey Kurowski, 1942-49

• Garry Templeton, 1977-81



Ozzie Smith

COMPLETE RECORD

Year Club	AVG	G	AB	R	H	2B	3B	HR	RBI	BB	SO	SB	SLG	OBP
1977 Walla Walla	.303	+68	*287	*69	87	10	2	1	35	40	12	*30	.362	---
1978 San Diego	.258	159	590	69	152	17	6	1	46	47	43	40	.312	.311
1979 San Diego	.211	156	587	77	124	18	6	0	27	37	37	28	.262	.260
1980 San Diego	.230	158	609	67	140	18	5	0	35	71	49	57	.276	.313
1981 San Diego	.222	+110	*450	53	100	11	2	0	21	41	37	22	.256	.294
1982 St. Louis	.248	140	488	58	121	24	1	2	43	68	32	25	.314	.339
1983 St. Louis	.243	159	552	69	134	30	6	3	50	64	36	34	.335	.321
1984 St. Louis	.257	124	412	53	106	20	5	1	44	56	17	35	.337	.347
1985 St. Louis	.276	158	537	70	148	22	3	6	54	65	27	31	.361	.355
1986 St. Louis	.280	153	514	67	144	19	4	0	54	79	27	31	.333	.376
1987 St. Louis	.303	158	600	104	182	40	4	0	75	89	36	43	.383	.392
1988 St. Louis	.270	153	575	80	155	27	1	3	51	74	43	57	.336	.350
1989 St. Louis	.273	155	593	82	162	30	8	2	50	55	37	29	.361	.335
1990 St. Louis	.254	143	512	61	130	21	1	1	50	61	33	32	.305	.330
1991 St. Louis	.285	150	550	96	157	30	3	3	50	83	36	35	.367	.380
1992 St. Louis	.295	132	518	73	153	20	2	0	31	59	34	43	.342	.367
1993 St. Louis	.288	141	545	75	157	22	6	1	53	43	18	21	.356	.337
1994 St. Louis	.262	98	381	51	100	18	3	3	30	38	26	6	.349	.327
1995 St. Louis	.199	44	156	16	31	5	1	0	11	17	12	4	.244	.282
1996 St. Louis	.282	82	227	36	64	10	2	2	18	25	9	7	.370	.358
ST. LOUIS TOTALS	.272	1990	7160	991	1944	338	50	27	664	876	423	433	.344	.350
MAJOR TOTALS	.262	2573	9396	1257	2460	402	69	28	793	1072	589	580	.328	.339

*Led League +Tied for League Lead

DIVISION SERIES RECORD

Year Club/Opp.	AVG	G	AB	R	H	2B	3B	HR	RBI	BB	SO	SB	SLG	OBP
1996 St.L. vs. S.D.	.333	2	3	1	1	0	0	0	0	2	0	0	.333	.600

LEAGUE CHAMPIONSHIP SERIES RECORD

Year Club/Opp.	AVG	G	AB	R	H	2B	3B	HR	RBI	BB	SO	SB	SLG	OBP
1982 St.L. vs. Atl.	.556	3	9	0	5	0	0	0	3	3	0	1	.556	.667
1985 St.L. vs. L.A.	.435	6	23	4	10	1	1	1	3	3	1	1	.696	.500
1987 St.L. vs. S.F.	.200	7	25	2	5	0	1	0	1	3	4	0	.280	.286
1996 St.L. vs. Atl.	.000	3	9	0	0	0	0	0	0	0	1	0	.000	.000
L.C.S. TOTALS	.303	19	66	6	20	1	2	1	7	9	6	2	.424	.387

WORLD SERIES RECORD


Year Club/Opp.	AVG	G	AB	R	H	2B	3B	HR	RBI	BB	SO	SB	SLG	OBP
1982 St.L. vs. Mil.	.208	7	24	3	5	0	0	0	1	3	0	1	.208	.296
1985 St.L. vs. K.C.	.087	7	23	1	2	0	0	0	0	4	0	1	.087	.222
1987 St.L. vs. Min.	.214	7	28	3	6	0	0	0	2	2	3	2	.214	.267
W.S. TOTALS	.173	21	75	7	13	0	0	0	3	9	3	4	.173	.262

ALL-STAR RECORD

Year Club	AVG	G	AB	R	H	2B	3B	HR	RBI	BB	SO	SB	SLG	OBP
1981 National	---	1	0	0	0	0	0	0	0	2	0	0	---	1.000
1982 National	.000	1	0	0	0	0	0	0	0	0	0	0	.000	.000
1983 National	.500	1	2	1	1	0	0	0	0	0	0	0	.500	.500
1984 National	.000	1	3	0	0	0	0	0	0	0	0	1	.000	.000
1985 National	.000	1	4	0	0	0	0	0	0	0	0	0	.000	.000
1986 National	---	1	0	0	0	0	0	0	0	0	0	0	---	---
1987 National	.000	1	2	0	0	0	0	0	0	0	0	0	.000	.000
1988 National	.000	1	2	0	0	0	0	0	0	0	1	0	.000	.000
1989 National	.250	1	4	0	1	0	0	0	0	0	0	0	.250	.250
1990 National	.000	1	1	0	0	0	0	0	0	0	0	0	.000	.000
1991 National	.000	1	1	0	0	0	0	0	0	1	0	0	.000	.500
1992 National	.333	1	3	0	1	1	0	0	0	0	1	0	.667	.333
1994 National	.333	1	3	0	1	0	0	0	0	0	0	0	.333	.333
1995 National	SELECTED, DID NOT PLAY DUE TO INJURY													
1996 National	---	1	0	0	0	0	0	0	0	0	0	0	---	---
A.S. TOTALS	.148	14	27	1	4	1	0	0	0	3	2	1	.185	.233

HISTORY

Retired Numbers



RED SCHOENDIENST SECOND BASEMAN/MANAGER

2

FULL NAME: Albert Fred (Red) Schoendienst

HEIGHT: 6-0 **WEIGHT:** 170 **BATTED:** Both **THREW:** Right

BORN: February 2, 1923 at Germantown, Illinois

DIED: June 6, 2018 at St. Louis, Missouri

YEARS WITH CARDINALS: 1945-56, 1961-76, 1979-95

NUMBER RETIRED: 1996

The name Albert “Red” Schoendienst is synonymous with Cardinals baseball. After all, he wore the uniform for 45 seasons as a player, coach and manager and was involved with the organization for a total of 67 years.

It all started in 1945, when Schoendienst joined the club to fill in for left fielder Stan Musial, who was serving in the U.S. Navy. Schoendienst batted .278 with 47 RBI and a National League-leading 26 stolen bases. The following year, Musial returned to the Cardinals, and Schoendienst moved to third base and then shortstop before settling in at second base. St. Louis won the World Series over the Boston Red Sox as Schoendienst began to develop into one of the best hitting and fielding second basemen of all time.

In 1953, Schoendienst put together his finest season. He established career highs of a .342 batting average – second in the league to Carl Furrillo of the Brooklyn Dodgers (.344), 15 home runs and 79 RBI. In a surprising trade, Schoendienst was dealt to the New York Giants along with outfielder Jackie Brandt, pitcher Dick Littlefield, catcher Bill Sarni and shortstop Bobby Stephenson in exchange for shortstop Alvin Dark, catcher Ray Katt, pitcher Don Liddle and outfielder Whitey Lockman on June 14, 1956.

The following year, Schoendienst was traded to the Milwaukee Braves, who won the 1957 World Series and the 1958 N.L. pennant. He subsequently returned to St. Louis in 1961. On the Cardinals’ career lists, Schoendienst ranks fourth in pinch-hits (54), fifth in at-bats (6,841), sixth in runs (1,025), seventh in games played (1,795) and hits (1,980), eighth in doubles (352) and ninth in total bases (2,657). He led the N.L. with 200 hits in 1957, and seven times he either led or tied for the league lead in fielding percentage.

Schoendienst served as a coach on the 1964 World Championship team and was named manager when Johnny Keane resigned at the conclusion of the season. Schoendienst piloted St. Louis to a World Series victory over the Red Sox in 1967 and another N.L. pennant in 1968 en route to a 12-year tenure as skipper, the longest in franchise history until Tony La Russa surpassed him in 2008. Schoendienst’s 1,041 wins ranks second in franchise annals behind Tony La Russa (1,408).

A 10-time N.L. All-Star, Schoendienst socked a game-winning home run in the 14th inning of the 1950 Midsummer Classic off Ted Gray of the Detroit Tigers. It marked the switch-hitter’s first career homer batting right-handed. Schoendienst later managed the Senior Circuit to victories in 1968 and 1969. After a stint as coach with the Oakland A’s in 1977 and 1978, Schoendienst came back to St. Louis as a coach from 1979 to 1995. He filled in as interim manager in 1980 and 1990. From 1996 to 2018, Schoendienst served as special assistant to the general manager. Schoendienst was elected to the National Baseball Hall of Fame in 1989 by the Veterans Committee and was an inaugural member of the St. Louis Cardinals Hall of Fame in 2014. He was inducted into the Missouri Sports Hall of Fame in 1987.

PROMINENT CARDINALS WHO WORE NO. 2

- Leo Durocher, 1933-37
- Terry Moore, 1938

Red Schoendienst

COMPLETE RECORD

Year Club	AVG	G	AB	R	H	2B	3B	HR	RBI	BB	SO	SB	SLG	OBP
1942 Albany	.269	68	264	41	71	7	5	1	28	---	---	---	---	---
1943 Lynchburg	.472	9	36	8	17	2	0	0	5	---	---	---	---	---
Rochester	.337	136	555	81	187	21	5	6	37	38	19	20	---	---
1944 Rochester	.373	25	102	26	38	3	2	2	14	13	1	16	---	---
1945 St. Louis	.278	137	565	89	157	22	6	1	47	21	17	*26	.343	.305
1946 St. Louis	.281	142	606	94	170	28	5	0	34	37	27	12	.343	.322
1947 St. Louis	.253	151	659	91	167	25	9	3	47	47	27	6	.332	.304
1948 St. Louis	.272	119	408	64	111	21	4	4	36	28	16	1	.373	.319
1949 St. Louis	.297	151	640	102	190	25	2	3	54	51	18	8	.356	.351
1950 St. Louis	.276	153	642	81	177	*43	9	7	63	33	32	3	.403	.313
1951 St. Louis	.289	135	553	88	160	32	7	6	54	35	23	0	.405	.335
1952 St. Louis	.303	152	620	91	188	40	7	7	67	42	30	9	.424	.347
1953 St. Louis	.342	146	564	107	193	35	5	15	79	60	23	3	.502	.405
1954 St. Louis	.315	148	610	98	192	38	8	5	79	54	22	4	.428	.366
1955 St. Louis	.268	145	553	68	148	21	3	11	51	54	28	7	.376	.335
1956 St. Louis	.314	40	153	22	48	9	0	0	15	13	5	0	.373	.365
New York (NL)	.296	92	334	39	99	12	3	2	14	28	10	1	.368	.352
1957 New York (NL)	.307	60	254	36	78	12	3	9	33	13	6	2	.476	.337
Milwaukee	.310	90	394	55	122	19	5	6	32	20	9	1	.434	.348
1958 Milwaukee	.262	106	427	47	112	23	1	1	24	31	21	3	.328	.313
1959 Milwaukee	.000	5	3	0	0	0	0	0	0	0	0	0	.000	.000
1960 Milwaukee	.257	68	226	21	58	9	1	1	19	17	13	1	.319	.311
1961 St. Louis	.300	72	120	9	36	9	0	1	12	12	6	1	.400	.364
1962 St. Louis	.301	98	143	21	43	4	0	2	12	9	12	0	.371	.346
1963 St. Louis	.000	6	5	0	0	0	0	0	0	0	1	0	.000	.000
ST. LOUIS TOTALS	.289	1795	6841	1025	1980	352	65	65	651	497	287	80	.388	.338
MAJOR TOTALS	.289	2216	8479	1223	2449	427	78	84	773	606	346	89	.387	.337

*Led League

WORLD SERIES RECORD

Year Club/Opp.	AVG	G	AB	R	H	2B	3B	HR	RBI	BB	SO	SB	SLG	OBP
1946 St.L. vs. Bos.	.233	7	30	3	7	1	0	0	1	0	2	1	.266	.233
1957 Mil. vs. N.Y.	.278	5	18	0	5	1	0	0	2	0	1	0	.333	.278
1958 Mil. vs. N.Y.	.300	7	30	5	9	3	1	0	0	2	1	0	.467	.344
W.S. TOTALS	.269	19	78	8	21	5	1	0	3	2	4	1	.359	.287

ALL-STAR RECORD

Year Club	AVG	G	AB	R	H	2B	3B	HR	RBI	BB	SO	SB	SLG	OBP
1946 National	.000	1	2	0	0	0	0	0	0	0	0	0	.000	---
1948 National	.000	1	4	0	0	0	0	0	0	0	0	0	.000	---
1949 National	1.000	1	1	0	1	0	0	0	0	0	0	0	1.000	---
1950 National	1.000	1	1	1	1	0	0	1	1	0	0	0	4.000	---
1951 National	---	1	0	0	0	0	0	0	0	0	0	0	.000	---
1952 National	SELECTED, DID NOT PLAY													
1953 National	.000	1	3	0	0	0	0	0	0	0	0	0	.000	---
1954 National	.000	1	2	0	0	0	0	0	0	0	0	0	.000	---
1955 National	.333	1	6	0	2	0	0	0	0	0	0	0	.333	---
1957 National	.000	1	2	0	0	0	0	0	0	0	0	0	.000	---
A.S. TOTALS	.190	9	21	1	4	0	0	1	1	0	0	0	.333	---

Retired Numbers



STAN MUSIAL

OUTFIELDER/FIRST BASEMAN

6

FULL NAME: Stanley Frank Musial

HEIGHT: 6-0 **WEIGHT:** 175 **BATTED:** Left **THREW:** Left

BORN: November 21, 1920 at Donora, Pennsylvania

DIED: January 19, 2013 at St. Louis, Missouri

YEARS WITH CARDINALS: 1941-44, 1946-63

NUMBER RETIRED: 1963

Simply stated, Stan Musial is "The Man." Not only is he the greatest player in Cardinals history, he also is the most popular.

Musial played his entire 22-year career as an outfielder and first baseman in St. Louis. He is the franchise's career leader in virtually every batting category: games played (3,026), at-bats (10,972), runs (1,949), hits (3,630), extra-base hits (1,377), doubles (725), triples (177), home runs (475), RBI (1,951), walks (1,599), intentional walks (298), total bases (6,134), multi-hit games (1,059) and walk-off RBI (21). His .331 average is fourth behind Rogers Hornsby (.359), Johnny Mize (.336) and Joe Medwick (.335). And, despite being an everyday player most of his career, Musial ranks ninth with 35 pinch-hits. He has the most walk-off homers in franchise history (12) and the second-most multiple-homer games (37), extra-inning homers (11) and grand slams (9) – behind Albert Pujols (46, 13 and 13, respectively).

After initially joining the Cardinals late in 1941, Musial arrived for good the following season, beginning a stretch of 16 straight years in which he batted .300 or better. In 1943, Musial led the National League with a .357 average, 220 hits, 48 doubles and 20 triples en route to earning the first of his three Most Valuable Player awards. Musial also was named MVP in 1946 (led league with .365 average, 124 runs, 228 hits, 50 doubles and 20 triples) and 1948 (topped N.L. with .376 average, 135 runs, 230 hits, 46 doubles, 18 triples and 131 RBI). All told, the sweet-swinging left-handed batter paced the Senior Circuit in batting seven times.

A member of four World Series teams (1942, 1943, 1944 and 1946), Musial was chosen to play in 24 All-Star Games (tied for the most in major league history with Hank Aaron and Willie Mays). His six home runs are the most in Midsummer Classic annals. He won the 1955 game with a 12th-inning homer off Frank Sullivan of the Boston Red Sox at County Stadium in Milwaukee.

On May 13, 1958, Musial collected the 3,000th hit of his career with a pinch-hit double off Moe Drabowsky of the Chicago Cubs at Wrigley Field. Musial finished his career with 3,630 hits. At the time of his retirement, he held major league records for extra-base hits and total bases and N.L. marks for runs, hits, doubles and RBI. He still has the fourth-most hits in baseball history – behind Pete Rose (4,256), Ty Cobb (4,192) and Hank Aaron (3,771).

Following his playing days, Musial was a long-time senior vice-president with the Cardinals and served as general manager when they won the 1967 World Series over the Boston Red Sox.

Musial was the first player in Cardinals history to have his uniform number retired, and he was a first-ballot National Baseball Hall of Fame inductee in 1969, receiving 93 percent of the votes from the Baseball Writers Association of America. He was selected to the Major League Baseball All-Century team in 1999 and was an inaugural member of the St. Louis Cardinals Hall of Fame in 2014. In 2015, Musial was voted by the fans as a member of Franchise Four, joining Lou Brock, Bob Gibson and Rogers Hornsby as one of the most impactful players who best represented the history of the Cardinals.

More than anything else, the personable Musial was a great emissary for all that is good about the game of baseball. A bronze statue of Musial stands outside Busch Stadium with the following words: "Here stands baseball's perfect warrior. Here stands baseball's perfect knight." In 2010, Musial was chosen by former President Barack Obama to receive the Presidential Medal of Freedom, the highest civilian honor for a United States citizen.

PROMINENT CARDINALS WHO WORE NO. 6

- Jack Rothrock, 1934-35
- Red Schoendienst, 1945



Stan Musial

COMPLETE RECORD

Year Club	AVG	G	AB	R	H	2B	3B	HR	RBI	BB	SO	SB	SLG	OBP
1938 Williamson	.258	26	62	5	16	3	0	1	6	---	---	---	---	---
1939 Williamson	.352	23	71	10	25	3	3	1	9	---	---	---	---	---
1940 Daytona Beach	.311	113	405	55	126	17	10	1	70	---	---	---	---	---
1941 Springfield (Mo.)	.379	87	348	100	132	27	10	*26	94	---	---	---	---	---
Rochester	.326	54	221	43	72	10	4	3	21	---	---	---	---	---
St. Louis	.426	12	47	8	20	4	0	1	7	2	1	1	.574	.449
1942 St. Louis	.315	140	467	87	147	32	10	10	72	62	25	6	.490	.397
1943 St. Louis	*.357	157	617	108	*220	*48	*20	13	81	72	18	9	*.562	*.425
1944 St. Louis	.347	146	568	112	+197	*51	14	12	94	90	28	7	*.549	*.440
1945	DID NOT PLAY, MILITARY SERVICE													
1946 St. Louis	*.365	156	624	*124	*228	*50	*20	16	103	73	31	7	*.587	.434
1947 St. Louis	.312	149	587	113	183	30	13	19	95	80	24	4	.504	.398
1948 St. Louis	*.376	155	611	*135	*230	*46	*18	39	*131	79	34	7	*.702	*.450
1949 St. Louis	.338	157	612	128	*207	*41	+13	36	123	107	38	3	.624	*.438
1950 St. Louis	*.346	146	555	105	192	41	7	28	109	87	36	5	*.596	.437
1951 St. Louis	*.355	152	578	+124	205	30	+12	32	108	98	40	4	.614	.449
1952 St. Louis	*.336	154	578	+105	*194	*42	6	21	91	96	29	7	*.538	.432
1953 St. Louis	.337	157	593	127	200	*53	9	30	113	*105	32	3	.609	*.437
1954 St. Louis	.330	153	591	+120	195	*41	9	35	126	103	39	1	.607	.433
1955 St. Louis	.319	154	562	97	179	30	5	33	108	80	39	5	.566	.411
1956 St. Louis	.310	156	594	87	184	33	6	27	*109	75	39	2	.522	.390
1957 St. Louis	*.351	134	502	82	176	38	3	29	102	66	34	1	.612	*.428
1958 St. Louis	.337	135	472	64	159	35	2	17	62	72	26	0	.528	.426
1959 St. Louis	.255	115	341	37	87	13	2	14	44	60	25	0	.428	.367
1960 St. Louis	.275	116	331	49	91	17	1	17	63	41	34	1	.486	.358
1961 St. Louis	.288	123	372	46	107	22	4	15	70	52	35	0	.489	.376
1962 St. Louis	.330	135	433	57	143	18	1	19	82	64	46	3	.508	.420
1963 St. Louis	.255	124	337	34	86	10	2	12	58	35	43	2	.404	.329
MAJOR TOTALS	.331	3026	10972	1949	3630	725	177	475	1951	1599	696	78	.559	.418

*Led League. +Tied for league lead.

WORLD SERIES RECORD

Year Club/Opp.	AVG	G	AB	R	H	2B	3B	HR	RBI	BB	SO	SB	SLG	OBP
1942 St.L. vs. N.Y.	.222	5	18	2	4	1	0	0	2	4	0	0	.278	.364
1943 St.L. vs. N.Y.	.278	5	18	2	5	0	0	0	0	2	2	0	.278	.350
1944 St.L. vs. St.L.	.304	6	23	2	7	2	0	1	2	2	0	0	.522	.360
1946 St.L. vs. Bos.	.222	7	27	3	6	4	1	0	4	4	2	1	.444	.323
W.S. TOTALS	.256	23	86	9	22	7	1	1	8	12	4	1	.395	.347

ALL-STAR RECORD

Year Club	AVG	G	AB	R	H	2B	3B	HR	RBI	BB	SO	SB	SLG	OBP
1943 National	.250	1	4	0	1	1	0	0	1	0	0	0	.500	.250
1944 National	.250	1	4	1	1	0	0	0	1	0	0	0	.250	.250
1946 National	.000	1	2	0	0	0	0	0	0	0	0	0	.000	.000
1947 National	.000	1	1	0	0	0	0	0	0	0	0	0	.000	.000
1948 National	.500	1	4	1	2	0	0	1	2	1	1	0	1.250	.600
1949 National	.750	1	4	1	3	0	0	1	2	1	0	0	1.500	.800
1950 National	.000	1	5	0	0	0	0	0	0	1	0	0	.000	.167
1951 National	.500	1	4	1	2	0	0	1	1	1	0	1	1.250	.600
1952 National	.000	1	2	1	0	0	0	0	0	0	2	0	.000	.600
1953 National	.500	1	4	0	2	0	0	0	0	0	1	0	.500	.500
1954 National	.400	1	5	1	2	0	0	0	0	0	0	0	.400	.400
1955 National	.250	1	4	1	1	0	0	1	1	1	1	0	1.000	.400
1956 National	.250	1	4	1	1	0	0	1	1	0	1	0	1.000	.250
1957 National	.333	1	3	1	1	1	0	0	0	1	0	0	.667	.500
1958 National	.250	1	4	1	1	0	0	0	0	0	0	0	.250	.250
1959 National	.000	2	1	0	0	0	0	0	0	1	0	0	.000	.500
1960 National	1.000	2	2	1	2	0	0	1	1	0	0	0	2.500	1.000
1961 National	.000	2	2	0	0	0	0	0	0	0	1	0	.000	.000
1962 National	.333	2	3	0	1	0	0	0	0	0	0	0	.333	.333
1963 National	.000	1	1	0	0	0	0	0	0	0	0	0	.000	.000
A.S. TOTALS	.317	24	63	11	20	2	0	6	10	7	7	1	.635	.386

HISTORY

Retired Numbers



ENOS SLAUGHTER

OUTFIELDER

9

FULL NAME: Enos Bradsher Slaughter

HEIGHT: 5-9 **WEIGHT:** 190 **BATTED:** Left **THREW:** Right

BORN: April 27, 1916 at Roxboro, North Carolina

DIED: August 12, 2002 at Durham, North Carolina

YEARS WITH CARDINALS: 1938-42, 1946-53

NUMBER RETIRED: 1996

He didn't have the nickname, but Enos Slaughter was a genuine "Charlie Hustle." Throughout his career, he was known for his all-out style of play.

Slaughter dashed into baseball immortality in Game 7 of the 1946 World Series against the Boston Red Sox. With the score tied 3-3 in the bottom of the eighth inning, Slaughter led off with a single. He remained at first base as the next two batters were retired and then took off to steal second with left fielder Harry Walker at the plate. Walker stroked a double into center field, and Boston's Leon Culberson threw the ball to shortstop Johnny Pesky. While Pesky hesitated on the relay, Slaughter kept on running, ignoring third base coach Mike Gonzalez's stop sign and scoring what proved to be the series-deciding run.

Long before his "Mad Dash," Slaughter was a bona fide all-star. He broke into the major leagues with the Cardinals in 1938 and the next year led the National League with 52 doubles while batting .320. It was the first of four straight seasons in which Slaughter batted at a .300 clip. In 1942, he had a .318 average – second in the N.L. to Ernie Lombardi of the Boston Braves (.330) – and league-leading totals of 188 hits and 17 triples. St. Louis' outfield of Slaughter in right, Terry Moore in center and Stan Musial in left is regarded as the best in franchise history. The Cardinals won the 1942 World Championship over the New York Yankees.

After a three-year stint in the service, Slaughter returned to the Cardinals in 1949 and topped the league with 130 RBI to go with a .300 average and 18 home runs. In 1950 and 1952, Slaughter drove in 101 runs while hitting fewer than 15 home runs.

On April 11, 1954, Slaughter was traded to the Yankees for outfielder Bill Virdon, pitcher Mel Wright and minor league outfielder Emil Tellinger. Upon being told of the deal, Slaughter sat in front of his locker and cried.

On the Cardinals' career lists, he ranks third in triples (135) and RBI (1,148); fourth in walks (838); fifth in games played (1,820), runs (1,071), extra-base hits (647), total bases (3,138) and multi-hit games (597); sixth in at-bats (6,775), hits (2,064) and intentional walks (93); and seventh in doubles (366). He is the franchise career leader with 20 bases-loaded walks. Slaughter batted .300 in eight of his 13 seasons with the Cardinals.

Slaughter subsequently played for the Kansas City Athletics (1955-56) before returning to the Yankees (1956-59) and finishing his career with the Milwaukee Braves (1959). The Veterans Committee elected the 10-time All-Star, who was nicknamed "Country," into the National Baseball Hall of Fame in 1985, and he was an inaugural member of the St. Louis Cardinals Hall of Fame in 2014.

PROMINENT CARDINALS WHO WORE NO. 9

- Roger Maris, 1967-68
- Joe Torre, 1969-74, 1991-95
- Terry Pendleton, 1984-90

Enos Slaughter

COMPLETE RECORD

Year Club	AVG	G	AB	R	H	2B	3B	HR	RBI	BB	SO	SB	SLG	OBP
1935 Martinsville	.273	109	422	68	115	25	11	18	---	---	---	---	---	---
1936 Columbus	.325	151	569	106	185	31	*20	9	118	---	---	---	---	---
1937 Columbus	*.382	154	642	*147	*245	42	13	26	122	---	---	---	---	---
1938 St. Louis	.276	112	395	59	109	20	10	8	58	32	38	1	.438	.330
1939 St. Louis	.320	149	604	95	193	*52	5	12	86	44	53	2	.482	.371
1940 St. Louis	.306	140	516	96	158	25	13	17	73	50	35	8	.504	.370
1941 St. Louis	.311	113	425	71	132	22	9	13	76	53	28	4	.496	.390
1942 St. Louis	.318	152	591	100	*188	31	*17	13	98	88	30	9	.494	.412
1943	DID NOT PLAY, MILITARY SERVICE													
1944	DID NOT PLAY, MILITARY SERVICE													
1945	DID NOT PLAY, MILITARY SERVICE													
1946 St. Louis	.300	156	609	100	183	30	8	18	*130	69	41	9	.465	.374
1947 St. Louis	.294	147	551	100	162	31	13	10	86	59	27	4	.452	.366
1948 St. Louis	.321	146	549	91	176	27	11	11	90	81	29	4	.470	.409
1949 St. Louis	.336	151	568	92	191	34	+13	13	96	79	37	3	.511	.418
1950 St. Louis	.290	148	556	82	161	26	7	10	101	66	33	3	.415	.367
1951 St. Louis	.281	123	409	48	115	17	8	4	64	67	25	7	.391	.386
1952 St. Louis	.300	140	510	73	153	17	12	11	101	70	25	6	.445	.386
1953 St. Louis	.291	143	492	64	143	34	9	6	89	80	28	4	.433	.395
1954 New York (AL)	.248	69	125	19	31	4	2	1	19	28	8	0	.336	.386
1955 New York (AL)	.111	10	9	1	1	0	0	0	1	1	1	0	.111	.200
Kansas City	.322	108	267	49	86	12	4	5	34	40	17	2	.453	.408
1956 Kansas City	.278	91	223	37	62	14	3	2	23	29	20	1	.395	.362
New York (AL)	.289	24	83	15	24	4	2	0	4	5	6	1	.386	.330
1957 New York (AL)	.254	96	209	24	53	7	1	5	34	40	19	0	.368	.369
1958 New York (AL)	.304	77	138	21	42	4	1	4	19	21	16	2	.435	.396
1959 New York (AL)	.172	74	99	10	17	2	0	6	21	13	19	1	.374	.265
Milwaukee	.167	11	18	0	3	0	0	0	1	3	3	0	.167	.286
ST. LOUIS TOTALS	.305	1820	6775	1071	2064	366	135	146	1148	838	429	64	.463	.384
MAJOR TOTALS	.300	2380	7946	1247	2383	413	148	169	1304	1018	538	71	.453	.382

*Led League

+Tied for League Lead

WORLD SERIES RECORD

Year Club/Opp.	AVG	G	AB	R	H	2B	3B	HR	RBI	BB	SO	SB	SLG	OBP
1942 St.L. vs. N.Y.	.263	5	19	3	5	1	0	1	2	3	2	0	.474	.364
1946 St.L. vs. Bos.	.320	7	25	5	8	1	1	1	2	4	3	1	.560	.414
1956 N.Y. vs. Bro.	.350	6	20	6	7	0	0	1	4	4	0	0	.500	.458
1957 N.Y. vs. Mil.	.250	5	12	2	3	1	0	0	0	3	2	0	.333	.400
1958 N.Y. vs. Mil.	.000	4	3	1	0	0	0	0	0	1	1	0	.000	.250
W.S. TOTALS	.291	27	79	17	23	3	1	3	8	15	8	1	.468	.404

ALL-STAR RECORD

Year Club	AVG	G	AB	R	H	2B	3B	HR	RBI	BB	SO	SB	SLG	OBP
1941 National	.500	1	2	1	1	0	0	0	0	0	1	0	.500	---
1942 National	.500	1	2	0	1	0	0	0	0	0	0	0	.500	---
1946 National	.000	1	1	0	0	0	0	0	0	0	0	0	.000	---
1947 National	.000	1	3	0	0	0	0	0	0	1	0	0	.000	---
1948 National	.500	1	2	0	1	0	0	0	0	1	0	0	.500	---
1949 National	.000	1	1	0	0	0	0	0	0	0	0	0	.000	---
1950 National	.500	1	4	1	2	0	1	0	1	1	0	0	1.000	---
1951 National	.000	1	1	0	0	0	0	0	0	0	0	0	.000	---
1952 National	.500	1	2	0	1	1	0	0	0	0	1	0	1.000	---
1953 National	.667	1	3	2	2	0	0	0	1	1	0	1	.667	---
A.S. TOTALS	.381	10	21	4	8	1	1	0	2	4	2	1	.524	---

Retired Numbers



TONY La RUSSA MANAGER

10

FULL NAME: Anthony La Russa Jr.

BORN: October 4, 1944 at Tampa, Florida

YEARS WITH CARDINALS: 1996-2011

NUMBER RETIRED: 2012

Tony La Russa was tantamount with winning.

As manager of the Cardinals from 1996 to 2011, La Russa amassed 1,408 victories. He became the winningest manager in franchise history Aug. 31, 2007, surpassing Red Schoendienst with No. 1,042.

La Russa also won championships in St. Louis: eight division titles, three National League pennants and the 2006 and 2011 World Series. All told, the Cardinals made nine postseason appearances in La Russa's franchise-most 16 seasons at the helm, and his teams finished first, second or third in the N.L. Central Division 13 times.

His finest hour may have been his last. Trailing the Texas Rangers three games to two in the 2011 World Series – and twice down to their final strike in Game 6 – the Cardinals rallied to force Game 7 and went on to capture the franchise's 11th World Championship. It capped a magical two-month odyssey for the ball club, which had been staving off elimination seemingly at every turn since Aug. 25, when it trailed the N.L. wild card race by 10 1/2 games, and made the playoffs on the season's final day.

When La Russa announced his retirement Oct. 31, 2011, his 16 years of continuous service were the most among active managers/head coaches in the four major professional sports leagues.

Prior to the Cardinals, La Russa managed the Chicago White Sox (1979-86) and Oakland A's (1986-95). He subsequently returned to the White Sox for the 2021 and 2022 seasons, becoming the first active Hall of Fame manager (not Hall of Fame player who became manager) in baseball annals. Over 35 seasons, La Russa amassed 2,884 victories and managed 5,387 games, ranking second in Major League Baseball history behind Connie Mack (3,731 wins and 7,755 games).

La Russa is one of five managers to win the World Series with multiple teams (also Sparky Anderson, Bruce Bochy, Bucky Harris and Bill McKechnie) and one of just three to do so in both leagues (also Anderson and Bochy). La Russa's 71 postseason victories (50 with St. Louis, 19 with Oakland and two with Chicago) rank second to Joe Torre's 84 among big league skippers.

In Oakland, La Russa piloted the A's to four division titles, three American League pennants and the 1989 World Championship. He led Chicago to a pair of division titles 38 years apart (1983 and 2021).

La Russa and Leo Durocher are the only managers in major league history to win 500 games with three different teams. La Russa was named Major League Manager of the Year in 1983 and 1996; A.L. Manager of the Year in 1983, 1988 and 1992; and N.L. Manager of the Year in 2002.

La Russa is the only manager to win an All-Star Game in both leagues, and he had a 4-2 record in the Midsummer Classic.

A native of Tampa, Fla., La Russa played second base, shortstop and third base in the majors for parts of six seasons with the Kansas City A's (1963), Oakland (1968-71), Atlanta (1971) and Chicago Cubs (1973).

Nineteen years before becoming manager of the Cardinals, La Russa served as a player-coach for the organization's New Orleans Triple-A affiliate in 1977. He began his managerial career a year later in the White Sox minor league system with Double-A Knoxville.

La Russa is a 1978 graduate of the Florida State University College of Law. He passed the bar exam in 1979 and became one of five lawyer/managers in baseball history, joining Monte Ward, Hughie Jennings, Miller Huggins and Branch Rickey.

In 2014, La Russa was inducted into the National Baseball Hall of Fame and was an inaugural member of the Cardinals Hall of Fame. He and his wife, Elaine, are the founders of Tony La Russa's Animal Rescue Foundation, which saves abandoned dogs and cats and finds them homes.

Before returning to the White Sox, La Russa served as an executive with Major League Baseball (2012-13), the Arizona Diamondbacks (2014-17), Boston Red Sox (2017-19) and Los Angeles Angels (2019-20).

Tony La Russa

MANAGERIAL RECORD

Year	Club	W	L	PCT.	FINISH
1979	Chicago (AL)	27	27	.500	5th
1980	Chicago (AL)	70	90	.438	5th
1981	Chicago (AL)	54	52	.509	*
1982	Chicago (AL)	87	75	.537	3rd
1983	Chicago (AL)	99	63	.611	1st
1984	Chicago (AL)	74	88	.457	5th
1985	Chicago (AL)	85	77	.525	3rd
1986	Chicago (AL)	26	38	.406	5th
1986	Oakland	45	34	.570	3rd
1987	Oakland	81	81	.500	3rd
1988	Oakland	104	58	.642	1st
1989	Oakland	99	63	.611	1st
1990	Oakland	103	59	.636	1st
1991	Oakland	84	78	.519	4th
1992	Oakland	96	66	.593	1st
1993	Oakland	68	94	.420	7th
1994	Oakland	51	63	.447	2nd
1995	Oakland	67	77	.465	4th
1996	St. Louis	88	74	.543	1st
1997	St. Louis	73	89	.451	4th
1998	St. Louis	83	79	.512	3rd
1999	St. Louis	75	86	.466	4th
2000	St. Louis	95	67	.586	1st
2001	St. Louis	93	69	.574	2nd
2002	St. Louis	97	65	.599	1st
2003	St. Louis	85	77	.525	3rd
2004	St. Louis	105	57	.648	1st
2005	St. Louis	100	62	.617	1st
2006	St. Louis	83	78	.516	1st
2007	St. Louis	78	84	.481	3rd
2008	St. Louis	86	76	.531	4th
2009	St. Louis	91	71	.562	1st
2010	St. Louis	86	76	.531	2nd
2011	St. Louis	90	72	.556	2nd
2021	Chicago (AL)	93	69	.574	1st
2022	Chicago (AL)	63	65	.492	3rd
ST. LOUIS TOTALS		1408	1182	.544	
MAJOR TOTALS		2884	2499	.536	

* Split season due to players' strike. White Sox finished third in first half and sixth in second half.

MAJOR LEAGUE BASEBALL CAREER MANAGERIAL WINS

Connie Mack	3,731
Tony La Russa	2,884
John McGraw	2,763


ST. LOUIS CARDINALS CAREER MANAGERIAL WINS

Tony La Russa	1,408
Red Schoendienst	1,041
Whitey Herzog	822

PROMINENT CARDINALS WHO WORE NO. 10

- Johnny Mize, 1936-41
- Mike Tyson, 1972-78
- Tom Alston, 1954-55
- Ken Oberkfell, 1981-84

Retired Numbers



KEN BOYER

THIRD BASEMAN/MANAGER

14

FULL NAME: Kenton Lloyd Boyer

HEIGHT: 6-2 **WEIGHT:** 200 **BATTED:** Right **THREW:** Right

BORN: May 20, 1931 at Liberty, Missouri

DIED: September 7, 1982 at St. Louis, Missouri

YEARS WITH CARDINALS: 1955-65, 1971-72, 1978-80

NUMBER RETIRED: 1984

Only one player in Cardinals history has hit for the cycle twice. Ken Boyer accomplished the feat Sept. 14, 1961, against the Chicago Cubs and June 16, 1964, against the Houston Colt .45s.

Boyer was a solid all-around third baseman. He hit for average and power and earned five Gold Glove Awards for his fielding prowess. From 1958 to 1963, he averaged 26 home runs and 98 RBI to go with a .304 batting average. Then in 1964, Boyer was named the National League Most Valuable Player after batting .295 with 24 homers and a league-leading 119 RBI. In the World Series against the New York Yankees, Boyer clubbed a grand slam in Game 4 to give the Cardinals a 4-3 victory and contributed three hits and three runs to help St. Louis win the seventh and deciding game, 7-5.

An N.L. All-Star in 1956 and from 1959 to 1964, Boyer hit a two-run homer in the second 1960 game at Yankee Stadium and a solo blast in the 1964 contest at Shea Stadium. He was a .348 batter (8-for-23) in the Midsummer Classic.

"The Captain" was traded to the New York Mets on Oct. 20, 1965, in exchange for pitcher Al Jackson and third baseman Charley Smith. On the Cardinals' career lists, Boyer ranks third in home runs (255); seventh in RBI (1,001), total bases (3,011), sacrifice flies (48) and intentional walks (86); eighth in at-bats (6,334) and runs (988); ninth in games played (1,667) and hits (1,855); and 10th in extra-base hits (585) and walks (631). His seven grand slams are tied for third in club history behind Albert Pujols (13) and Stan Musial (9).

Being a native Missourian, Boyer was always a Cardinal at heart. He returned to the organization as a minor league manager in 1970 and again from 1973 to 1976 and served as a major league coach in 1971 and 1972. He replaced Vern Rapp as manager of the big league club on April 29, 1978, and piloted the Cardinals to an 86-76 record and third-place finish in the N.L. East Division the following year. But, in 1980, with expectations high, the Cardinals never got on track, and Boyer was dismissed June 8 after a 6-4 loss in the first game of a double-header against the Montreal Expos dropped their record to 18-33.

Boyer was diagnosed with lung cancer in the early 1980s, and the disease took his life in 1982 at just 51 years of age. He was an inaugural member of the Cardinals Hall of Fame in 2014.

PROMINENT CARDINALS WHO WORE NO. 14

- Burgess Whitehead, 1934-35
- Gerry Staley, 1947-54

Ken Boyer

COMPLETE RECORD

Year Club	AVG	G	AB	R	H	2B	3B	HR	RBI	BB	SO	SB	SLG	OBP
1949 Lebanon	.455	16	33	10	15	1	1	3	9	---	---	---	---	---
1950 Hamilton	.342	80	240	41	82	17	6	9	61	---	---	---	---	---
1951 Omaha	.306	151	565	87	173	28	7	14	90	---	---	---	---	---
1952	DID NOT PLAY, MILITARY SERVICE													
1953	DID NOT PLAY, MILITARY SERVICE													
1954 Houston	.319	159	634	116	202	42	7	21	116	---	---	---	---	---
1955 St. Louis	.264	147	530	78	140	27	2	18	62	37	67	22	.425	.313
1956 St. Louis	.306	150	595	91	182	30	2	26	98	38	65	8	.494	.349
1957 St. Louis	.265	142	544	79	144	18	3	19	62	44	77	12	.414	.321
1958 St. Louis	.307	150	570	101	175	21	9	23	90	49	53	11	.496	.365
1959 St. Louis	.309	149	563	86	174	18	5	28	94	67	77	12	.508	.384
1960 St. Louis	.304	151	552	95	168	26	10	32	97	56	77	8	.562	.373
1961 St. Louis	.329	153	589	109	194	26	11	24	95	68	91	6	.533	.400
1962 St. Louis	.291	160	611	92	178	27	5	24	98	75	104	12	.470	.370
1963 St. Louis	.285	159	617	86	176	28	2	24	111	70	90	1	.454	.360
1964 St. Louis	.295	162	628	100	185	30	10	24	*119	70	85	3	.489	.367
1965 St. Louis	.260	144	535	71	139	18	2	13	75	57	73	2	.374	.332
1966 New York (NL)	.266	136	496	62	132	28	2	14	61	30	64	4	.415	.308
1967 New York (NL)	.235	56	166	17	39	7	2	3	13	26	22	2	.355	.339
Chicago (AL)	.261	57	180	17	47	5	1	4	21	7	25	0	.367	.289
1968 Chicago (AL)	.125	10	24	0	3	0	0	0	0	1	6	0	.125	.160
Los Angeles (NL)	.271	83	221	20	60	7	2	6	41	16	34	2	.403	.324
1969 Los Angeles (NL)	.206	25	34	0	7	2	0	0	4	2	7	0	.265	.250
ST. LOUIS TOTALS	.293	1667	6334	988	1855	269	61	255	1001	631	859	97	.475	.356
MAJOR TOTALS	.287	2034	7455	1104	2143	318	68	282	1141	713	1017	105	.462	.351

*Led League


WORLD SERIES RECORD

Year Club/Opp.	AVG	G	AB	R	H	2B	3B	HR	RBI	BB	SO	SB	SLG	OBP
1964 St.L. vs. N.Y.	.222	7	27	5	6	1	0	2	6	1	5	0	.481	.250

ALL-STAR RECORD

Year Club	AVG	G	AB	R	H	2B	3B	HR	RBI	BB	SO	SB	SLG	OBP
1956 National	.600	1	5	1	3	0	0	0	1	0	0	0	.600	.600
1959 National	.333	2	3	1	1	0	0	0	0	1	0	0	.333	.500
1960 National	1.000	2	1	1	1	0	0	1	2	1	0	0	1.000	1.000
1961 National	.000	1	2	0	0	0	0	0	0	1	2	0	.000	.333
1962 National	.200	2	5	0	1	0	0	0	0	0	1	0	.200	.200
1963 National	.000	1	3	0	0	0	0	0	0	0	0	0	.000	.000
1964 National	.500	1	4	1	2	0	0	1	1	0	1	0	1.250	.500
A.S. TOTALS	.348	10	23	4	8	0	0	2	4	3	4	0	.609	.423

Retired Numbers


DIZZY DEAN
 PITCHER

17
FULL NAME: Jay Hanna (Dizzy) Dean

HEIGHT: 6-2 **WEIGHT:** 182 **BATTED:** Right **THREW:** Right

BORN: January 16, 1910 at Lucas, Arkansas

DIED: July 17, 1974 at Reno, Nevada

YEARS WITH CARDINALS: 1930, 1932-37

NUMBER RETIRED: 1974

Dizzy Dean was the prototypical member of the Gas House Gang. The right-handed pitcher was one of baseball's zaniest characters. He also was a warrior and a winner.

After a cup of coffee with the Cardinals in 1930, Dean became a mainstay two years later. He put together his best season in 1934, going 30-7 with a 2.66 ERA and 195 strikeouts. Dean led the National League in wins and strikeouts and ranked second in ERA en route to being named the Most Valuable Player. He is the only pitcher in Cardinals history to win 30 games and the last N.L. hurler to accomplish the feat. St. Louis won the World Series that year over the Detroit Tigers four games to three, with Dean and his brother, Paul, accounting for all four victories. Dizzy fired a six-hit shutout in an 11-0 Game 7 win.

Dean, who led the league with 28 wins in 1935, was selected to four consecutive All-Star Games from 1934 to 1937. He was the winning pitcher in 1936 and the loser in 1937. But Dean lost more than the game in 1937. A line drive off the bat of Cleveland Indians' outfielder Earl Averill in the third inning broke one of Dean's toes. Dean refused to take time off to let the injury heal, and he began utilizing an unnatural pitching delivery that led to an arm injury from which he never fully recovered.

On April 16, 1938, the Cardinals traded Dean to the Chicago Cubs in exchange for pitchers Clyde Shoun and Curt Davis, outfielder Tuck Stainback and \$185,000. On the Cardinals' career lists, Dean ranks third in strikeouts (1,095), sixth in complete games (141) and shutouts (23), seventh in wins (134) and 10th in innings pitched (1,737.1). Among pitchers with a minimum of 1,500 innings, his .641 winning percentage leads the way and his 2.99 ERA ranks fifth; among pitchers with a minimum of 750 innings, he ranks fourth and ninth, respectively.

Dean was known for his fun-loving lifestyle and storytelling as much as his success. In a double-header against the Brooklyn Dodgers at Sportsman's Park on Sept. 21, 1934, Dizzy authored a three-hit shutout in the opener and Paul followed with a no-hitter. "Gee whiz," Dizzy said afterwards. "If I'd a known Paul was gonna do it, I'd a thrown one, too."

Following his playing days, Dean was a colorful broadcaster who became an ambassador for baseball. He was inducted into the National Baseball Hall of Fame in 1953 and was an inaugural member of the Cardinals Hall of Fame in 2014.

PROMINENT CARDINALS WHO WORE NO. 17

- Joe Garagiola, 1947-51
- Bobby Tolan, 1966-68
- Vinegar Bend Mizell, 1956-58

Dizzy Dean

COMPLETE RECORD

Year	Club	W-L	ERA	G	GS	CG	SHO	SV	IP	H	R	ER	BB	SO	BA
1930	St. Joseph	17-8	3.69	32	---	---	---	---	217.0	204	118	89	77	134	---
	Houston	8-2	2.82	14	---	---	---	---	85.0	62	31	27	49	95	---
	St. Louis	1-0	1.00	1	1	1	0	---	9.0	3	1	1	3	5	.103
1931	Houston	*26-10	+1.53	41	---	---	---	---	304.0	210	71	53	90	*303	---
1932	St. Louis	18-15	3.30	46	33	16	+4	---	*286.0	280	122	105	102	*191	.260
1933	St. Louis	20-18	3.04	*48	34	+26	3	---	293.0	279	113	99	64	*199	.250
1934	St. Louis	*30-7	2.66	50	33	24	*7	---	311.2	288	110	92	75	*195	.241
1935	St. Louis	*28-12	3.04	50	36	*29	3	---	*325.1	324	126	110	77	*190	.256
1936	St. Louis	24-13	3.17	+51	34	*28	2	---	*315.0	310	128	111	53	195	.253
1937	St. Louis	13-10	2.69	27	25	17	4	---	197.1	200	76	59	33	120	.259
1938	Chicago (NL)	7-1	1.81	13	10	3	1	---	74.2	63	20	15	8	22	.226
1939	Chicago (NL)	6-4	3.36	19	13	7	2	---	96.1	98	40	36	17	27	.261
1940	Chicago (NL)	3-3	5.17	10	9	3	0	---	54.0	68	35	31	20	18	.306
	Tulsa	8-8	3.17	21	---	---	---	---	142.0	149	69	50	19	51	---
1941	Chicago (NL)	0-0	18.00	1	1	0	0	---	1.0	3	3	2	0	1	.429
1947	St. Louis (AL)	0-0	0.00	1	1	0	0	---	4.0	3	0	0	1	0	.231
ST. LOUIS TOTALS		134-75	2.99	273	196	141	23	31	1737.1	1684	676	577	407	1095	.252
MAJOR TOTALS		150-83	3.02	317	230	154	26	---	1967.1	1919	774	661	453	1163	.253

*Led League

+Tied for League Lead


WORLD SERIES RECORD

Year	Club/Opp.	W-L	ERA	G	GS	CG	SHO	SV	IP	H	R	ER	BB	SO	BA
1934	St. L. vs. Det.	2-1	1.73	3	3	2	1	0	26.0	20	6	5	5	17	---
1938	Chi. (NL) vs. N.Y. (AL)	0-1	6.48	2	1	0	0	0	8.1	8	6	6	1	2	---
W.S. TOTALS		2-2	2.88	5	4	2	1	0	34.1	28	12	11	6	19	---

ALL-STAR RECORD

Year	Club	W-L	ERA	G	GS	CG	SHO	SV	IP	H	R	ER	BB	SO	BA
1934	National	0-0	3.00	1	0	0	0	0	3.0	5	1	1	1	4	---
1935	National	0-0	0.00	1	0	0	0	0	1.0	1	0	0	1	1	---
1936	National	1-0	0.00	1	1	0	0	0	3.0	0	0	0	2	3	---
1937	National	0-1	6.00	1	1	0	0	0	3.0	4	2	2	1	2	---
A.S. TOTALS		1-1	2.70	4	2	0	0	0	10.0	10	3	3	5	10	---

Retired Numbers


LOU BROCK
 OUTFIELDER

20
FULL NAME: Louis Clark Brock

HEIGHT: 5-11 **WEIGHT:** 170 **BATTED:** Left **THREW:** Left

BORN: June 18, 1939 at El Dorado, Arkansas

DIED: September 6, 2020 at St. Louis, Missouri

YEARS WITH CARDINALS: 1964-79

NUMBER RETIRED: 1979

If it's been said once, it's been said a million times. The Cardinals' acquisition of outfielder Lou Brock from the Chicago Cubs on June 15, 1964, ranks as perhaps the greatest steal in baseball history. St. Louis traded pitchers Ernie Broglio and Bobby Shantz and outfielder Doug Clemens in exchange for Brock and pitchers Jack Spring and Paul Toth.

Over the course of his career with the Cardinals, Brock established himself as the most prolific base stealer in baseball history to that time. His 938 stolen bases stood as the major league record until Rickey Henderson bettered the mark in 1991. Brock's total remains the National League standard, and he owns the major league record with 12 seasons of 50 or more steals. Brock led the N.L. in thefts on eight occasions (1966 to 1969 and 1971 to 1974). He set the season record with 118 in 1974, bettering Maury Wills' mark of 104 during the 1962 campaign. In 1978, the N.L. announced that its annual stolen base leader would receive the Lou Brock Award, making Brock the first active player to have an award named after him.

But Brock was more than a base burglar. He was a career .293 batter with 3,023 hits. Seven times he batted at a .300 or better clip. In 1967, Brock slugged 21 home runs and had 76 RBI from the leadoff spot. He also had 52 stolen bases, making him the first player in baseball history with 20 homers and 50 steals. The following year, Brock topped the N.L. in doubles (46), triples (14) and stolen bases (62), becoming the first player in the Senior Circuit to do so since Honus Wagner of the Pittsburgh Pirates in 1908. Brock joined the 3,000-hit club Aug. 13, 1979, with a fourth-inning single off Dennis Lamp of the Chicago Cubs at Busch Stadium. Brock's 3,023 career hits rank 29th on baseball's all-time list through 2023.

Upon his arrival in St. Louis, Brock paid immediate dividends, batting .348 for the balance of the 1964 season and propelling the Cardinals from eighth place in the N.L. to a World Championship over the New York Yankees. The Cardinals won the World Series again in 1967 over the Boston Red Sox and were N.L. champions in 1968. Brock was at his best in post-season play. His .391 career batting average (34-for-87) ranks as the third-best in World Series history, while his 14 stolen bases are tied for the most all time with Eddie Collins of the Philadelphia Athletics and Chicago White Sox. Brock holds the Fall Classic record for stolen bases in a single series (7 in both 1967 and 1968).

On the Cardinals' career lists, Brock ranks first in stolen bases (888 – Vince Coleman is second with 549); second in games played (2,289), at-bats (9,125), runs (1,427), hits (2,713) and multi-hit games (788); third in doubles (434) and total bases (3,776); fourth in triples (121), extra-base hits (684) and intentional walks (118); and seventh in walks (681). His 21 career leadoff home runs are the second-most in club annals behind Matt Carpenter (24).

Brock remained active in baseball after retiring as a player following the 1979 season. He worked in the Cardinals' broadcast booth from 1981 to 1984; was a base-running consultant for the Minnesota Twins in 1987, Los Angeles Dodgers in 1988 and Montreal Expos in 1993; and served as a special instructor for the Cardinals (base running and outfield play) from 1995-2020.

The six-time N.L. All-Star was a first-ballot National Baseball Hall of Fame inductee in 1985 and was an inaugural member of the St. Louis Cardinals Hall of Fame in 2014. He was voted the left fielder on the All-Busch Stadium II team in 2005. In 2015, Brock was voted by the fans as a member of Franchise Four, joining Bob Gibson, Rogers Hornsby and Stan Musial as one of the most impactful players who best represented the history of the Cardinals.

Lou Brock

COMPLETE RECORD

Year	Club	AVG	G	AB	R	H	2B	3B	HR	RBI	BB	SO	SB	SLG	OBP
1961	St. Cloud	.361	128	501	117	181	33	6	14	82	51	105	38	.535	---
	Chicago (NL)	.091	4	11	1	1	0	0	0	0	1	3	0	.091	.167
1962	Chicago (NL)	.263	123	434	73	114	24	7	9	35	35	96	16	.412	.322
1963	Chicago (NL)	.258	148	547	79	141	19	11	9	37	31	122	24	.382	.302
1964	Chicago (NL)	.251	52	215	30	54	9	2	2	14	13	40	10	.340	.300
	St. Louis	.348	103	419	81	146	21	9	12	44	27	87	33	.527	.391
1965	St. Louis	.288	155	631	107	182	35	8	16	69	45	116	63	.445	.345
1966	St. Louis	.285	156	643	94	183	24	12	15	46	31	134	*74	.429	.321
1967	St. Louis	.299	159	689	+113	206	32	12	21	76	24	109	*52	.472	.328
1968	St. Louis	.279	159	660	92	184	*46	*14	6	51	46	124	*62	.418	.329
1969	St. Louis	.298	157	665	97	195	33	10	12	47	50	115	*53	.434	.349
1970	St. Louis	.304	155	664	114	202	29	5	13	57	60	99	51	.422	.363
1971	St. Louis	.313	157	640	*126	200	37	7	7	61	76	107	*64	.425	.386
1972	St. Louis	.311	153	621	81	193	29	8	3	42	47	93	*63	.393	.360
1973	St. Louis	.297	160	650	110	193	29	8	7	63	71	112	*70	.398	.366
1974	St. Louis	.306	153	635	105	194	25	7	3	48	61	88	*118	.381	.368
1975	St. Louis	.309	136	528	78	163	27	6	3	47	38	64	56	.400	.359
1976	St. Louis	.301	133	498	73	150	24	5	4	67	35	75	56	.394	.348
1977	St. Louis	.272	141	489	69	133	22	6	2	46	30	74	35	.354	.317
1978	St. Louis	.221	92	298	31	66	9	0	0	12	17	29	17	.252	.263
1979	St. Louis	.304	120	405	56	123	15	4	5	38	23	43	21	.398	.346
ST. LOUIS TOTALS		.297	2289	9125	1427	2713	434	121	129	814	681	1469	888	.414	.347
MAJOR TOTALS		.293	2616	10332	1610	3023	486	141	149	900	761	1730	938	.410	.344

*Led league

+Tied for league lead

WORLD SERIES RECORD

Year	Club/Opp.	AVG	G	AB	R	H	2B	3B	HR	RBI	BB	SO	SB	SLG	OBP
1964	St.L. vs. N.Y.	.300	7	30	2	9	2	0	1	5	0	3	0	.467	.300
1967	St.L. vs. Bos.	.414	7	29	8	12	2	1	1	3	2	3	7	.655	.452
1968	St.L. vs. Det.	.464	7	28	6	13	3	1	2	5	3	4	7	.857	.516
W.S. TOTALS		.391	21	87	16	34	7	2	4	13	5	10	14	.655	.424

ALL-STAR RECORD

Year	Club	AVG	G	AB	R	H	2B	3B	HR	RBI	BB	SO	SB	SLG	OBP
1967	National	.000	1	2	0	0	0	0	0	0	0	0	0	.000	.000
1971	National	.000	1	1	0	0	0	0	0	0	0	0	0	.000	.000
1972	National	SELECTED, DID NOT PLAY													
1974	National	1.000	1	1	1	1	0	0	0	0	0	0	1	1.000	1.000
1975	National	.333	1	3	1	1	0	0	0	0	0	0	1	.333	.333
1979	National	1.000	1	1	0	1	0	0	0	0	0	0	0	1.000	1.000
A.S. TOTALS		.375	5	8	2	3	0	0	0	0	0	0	2	.375	.375

PROMINENT CARDINALS WHO WORE NO. 20

- Burleigh Grimes, 1933-34
- George Munger, 1946-52
- Wally Moon, 1954-58

Retired Numbers


TED SIMMONS
 CATCHER

23
FULL NAME: Ted Lyle Simmons

HEIGHT: 5-11 **WEIGHT:** 193 **BATTED:** Switch **THREW:** Right

BORN: August 9, 1949 at Highland Park, Michigan

YEARS WITH CARDINALS: 1968-80

NUMBER RETIRED: 2021

**PROMINENT CARDINALS
 WHO WORE NO. 23**

- David Freese, 2009-13
- Fernando Tatís, 1998-2000
- Bernard Gilkey, 1990-95
- Sam Jones, 1957-58
- Max Lanier, 1940-51

Ted Simmons was a switch-hitting catcher for the Cardinals and a fan favorite from 1968 to 1980 as part of a 21-year major league career that eventually led to his election to the National Baseball Hall of Fame.

Simmons was selected by the Cardinals in the first round (10th overall) of the 1967 Major League Baseball June Amateur Draft. He made his big league debut a year later at age 19 and went on to become a six-time All-Star with the Cardinals: 1972, 1973, 1974, 1977, 1978 and 1979. He was voted the National League starter in 1978, ending Johnny Bench's streak of nine straight starts.

Simmons placed in the top 10 in the N.L. in batting average and RBI five times with the Cardinals. He was runner-up for the batting crown with a .332 average in 1975, when he had 18 home runs and 100 RBI and finished sixth in Most Valuable Player voting. Simmons boasted two other top-10 MVP campaigns (ninth in 1977 and 10th in 1972) and won a Silver Slugger Award in 1980 (its inaugural season). From 1972 to 1978, he played an average of 153 games per season.

On the Cardinals' career lists, Simmons ranks third in sacrifice flies (67), eighth in RBI (929) and 10th in home runs (172) and total bases (2,626). A .298 batter, he is third with 151 intentional walks and tied for third with seven grand slams – trailing only Stan Musial and Albert Pujols in both categories. His 1,439 games behind the plate are second to Yadier Molina (2,184) in franchise history. Simmons holds season records for home runs (26 in 1979) and RBI (96 in 1972) by a catcher.

Acclaimed for handling pitchers with aplomb, Simmons caught two no-hitters – Bob Gibson at Pittsburgh on Aug. 14, 1971, and Bob Forsch against Philadelphia on April 16, 1978 – and 122 shutouts (eighth-most in baseball history).

On Dec. 12, 1980, the Cardinals traded Simmons, Rollie Fingers and Pete Vuckovich to the Milwaukee Brewers in exchange for Sixto Lezcano, Lary Sorensen, Dave LaPoint and David Green. Simmons was instrumental in helping the Brewers reach the World Series for the first time in franchise history in 1982 against the Cardinals. In Game 1 of the Fall Classic – his first time back in St. Louis – Simmons socked a home run, and he hit another one the next night.

Simmons played in Milwaukee through the 1985 season and then spent three years with the Atlanta Braves before retiring. For his career, he slashed .285/.348/.437 with 2,472 hits, 248 home runs and 1,389 RBI. He drew 855 walks and struck out only 694 times in 8,680 at-bats.

Simmons returned to the Cardinals as director of player development from 1988 to 1991 and then was general manager of the Pittsburgh Pirates for a year before becoming a coach, advisor and scout with several organizations.

Simmons was a member of the Hall of Fame Class of 2020 after receiving 13 votes from the 16-member Modern Baseball Era Committee. His selection came 25 years after receiving just 3.7% of the vote by the Baseball Writers' Association of America in his year first of eligibility and being dropped from the ballot. He was the 19th catcher inducted and merely the eighth who debuted after World War II, following Roy Campanella (1969), Yogi Berra (1972), Bench (1989), Carlton Fisk (2000), Gary Carter (2003), Mike Piazza (2016) and Ivan Rodriguez (2017).

Nicknamed "Simba" for his shoulder-length hair that resembled a lion's mane, Simmons was voted the catcher on the All-Busch Stadium II team in 2005 and was inducted into the Cardinals Hall of Fame in 2015.

Ted Simmons

COMPLETE RECORD

Year	Club	AVG	G	AB	R	H	2B	3B	HR	RBI	BB	SO	SB	SLG	OBP
1967	Cedar Rapids	.269	47	171	15	46	11	2	4	34	21	19	1	.427	.342
	GCL Cardinals	.350	6	20	5	7	1	1	2	8	2	3	1	.800	.435
1968	Modesto	.331	136	493	86	163	30	2	28	117	71	66	7	.570	.415
	St. Louis	.333	2	3	0	1	0	0	0	0	1	1	0	.333	.500
1969	Tulsa	.317	129	499	80	158	33	4	16	88	74	38	11	.495	.365
	St. Louis	.214	5	14	0	3	0	1	0	3	1	1	0	.357	.250
1970	Tulsa	.373	15	51	10	19	4	1	1	8	2	11	1	.549	.476
	St. Louis	.243	82	284	29	69	8	2	3	24	37	37	2	.317	.333
1971	St. Louis	.304	133	510	64	155	32	4	7	77	50	36	1	.424	.347
1972	St. Louis	.303	152	594	70	180	36	6	16	96	57	29	1	.465	.336
1973	St. Louis	.310	161	619	62	192	36	2	13	91	47	61	2	.438	.370
1974	St. Louis	.272	152	599	66	163	33	6	20	103	35	47	0	.447	.327
1975	St. Louis	.332	157	581	80	193	32	3	18	100	35	63	1	.491	.396
1976	St. Louis	.291	150	546	60	159	35	3	5	75	35	73	0	.394	.371
1977	St. Louis	.318	150	516	82	164	25	3	21	95	37	79	2	.500	.408
1978	St. Louis	.287	152	516	71	148	40	5	22	80	39	77	1	.512	.377
1979	St. Louis	.283	123	448	68	127	22	0	26	87	34	61	0	.507	.369
1980	St. Louis	.303	145	495	84	150	33	2	21	98	45	59	1	.505	.375
1981	Milwaukee	.216	100	380	45	82	13	3	14	61	32	23	0	.376	.262
1982	Milwaukee	.269	137	539	73	145	29	0	23	97	40	32	0	.451	.309
1983	Milwaukee	.308	153	600	76	185	39	3	13	108	51	41	4	.448	.351
1984	Milwaukee	.221	132	497	44	110	23	2	4	52	40	30	3	.300	.269
1985	Milwaukee	.273	143	528	60	144	28	2	12	76	32	57	1	.402	.342
1986	Atlanta	.252	76	127	14	32	5	0	4	25	14	12	1	.386	.313
1987	Atlanta	.277	73	177	20	49	8	0	4	30	23	21	1	.390	.350
1988	Atlanta	.196	78	107	6	21	6	0	2	11	9	15	0	.308	.293
ST. LOUIS TOTALS		.298	1564	5725	736	1704	332	37	172	929	624	453	11	.459	.366
MAJOR TOTALS		.285	2456	8680	1074	2472	483	47	248	1389	694	855	21	.437	.348

DIVISION SERIES RECORD

Year	Club/Opp.	AVG	G	AB	R	H	2B	3B	HR	RBI	BB	SO	SB	SLG	OBP
1981	MIL vs. NYY	.222	5	18	1	4	1	0	1	4	2	2	0	.444	.300

LEAGUE CHAMPIONSHIP SERIES RECORD

Year	Club/Opp.	AVG	G	AB	R	H	2B	3B	HR	RBI	BB	SO	SB	SLG	OBP
1982	MIL vs. CAL	.167	5	18	3	3	0	0	0	1	1	4	0	.167	.367


WORLD SERIES RECORD

Year	Club/Opp.	AVG	G	AB	R	H	2B	3B	HR	RBI	BB	SO	SB	SLG	OBP
1982	MIL vs. STL	.174	7	23	2	4	0	0	2	3	5	3	0	.435	.321

ALL-STAR RECORD

Year	Club	AVG	G	AB	R	H	2B	3B	HR	RBI	BB	SO	SB	SLG	OBP
1972	National	SELECTED - DID NOT PLAY													
1973	National	.000	1	1	0	0	0	0	0	0	0	1	0	.000	.000
1974	National	SELECTED - DID NOT PLAY													
1977	National	.000	1	3	0	0	0	0	0	0	0	0	0	.000	.000
1978	National	.333	1	3	0	1	0	0	0	0	0	1	0	.333	.333
1979	National	SELECTED - DID NOT PLAY													
1981	American	1.000	1	1	0	1	0	0	0	1	0	0	0	1.000	1.000
1983	American	.000	1	2	0	0	0	0	0	0	0	0	0	.000	.000
A.S. TOTALS		.200	5	10	0	2	1	0	0	1	0	2	0	.200	.200

Retired Numbers



WHITEY HERZOG MANAGER

24

FULL NAME: Dorrel Norman Elvert Herzog

BORN: November 9, 1931 at New Athens, Illinois

YEARS WITH CARDINALS: 1980-90

NUMBER RETIRED: 2010

Baseball in St. Louis was reborn in the 1980s under Whitey Herzog.

A native of New Athens, Ill., in the Metro East area of St. Louis, Herzog managed the Cardinals from 1980 to 1990. He ranks third in franchise history with 822 victories – trailing only Tony La Russa (1,408) and Red Schoendienst (1,041) – and his teams won three National League pennants and the 1982 World Series.

Hand-picked by club president August Busch Jr., Herzog took over the Redbirds on June 9, 1980. Two months later, Herzog turned over his on-field managerial duties to become general manager and have more direct involvement in player personnel. He assumed the dual role of field manager and general manager in October. At the winter meetings that December, Herzog began to transform the Cardinals with three blockbuster trades involving 21 players. He envisioned a team built on speed and defense in spacious Busch Stadium.

St. Louis posted the best record in the N.L. in 1981 but finished second in the East Division in both halves of the strike-interrupted season and did not make the playoffs. Herzog relinquished his general manager duties on Opening Day of the 1982 season. The Cardinals went on to win the World Series with a thrilling seven-game victory over the Milwaukee Brewers. It marked the franchise's first championship in 15 years.

Two more pennants followed in 1985 and 1987. Meanwhile, fans flocked to Busch Stadium to watch the Cardinals' entertaining style of play that became known as "Whiteyball." In Herzog's eight full seasons as skipper, St. Louis drew at least 2.4 million spectators annually while topping the 3-million plateau for the first two times in club annals (1987 and 1989). Herzog, who valued his sterling relationship with Busch, resigned July 5, 1990, less than a year after Busch died, and did not manage again.

Before coming to St. Louis, Herzog managed the Texas Rangers (1973), California Angels (1974 on an interim basis) and Kansas City Royals (1975-79). The Royals won three straight American League West Division titles from 1976 to 1978 but fell to the New York Yankees in the League Championship Series all three times.

Herzog's lifetime managerial record was 1,281-1,125, a .532 winning percentage. His win total ranks 39th on baseball's all-time list through 2023. He was named the 1982 Major League Manager of the Year and 1985 N.L. Manager of the Year. The charismatic "White Rat" also spent time as a big league coach, farm system director and scout and briefly served as general manager of the Angels in 1993 and 1994.

Primarily an outfielder during an eight-year big-league playing career, Herzog batted .257 with 25 home runs and 172 RBI for the Washington Senators (1956-58), Kansas City Athletics (1958-60), Baltimore Orioles (1961-62) and Detroit Tigers (1963).

As a minor leaguer with the McAlester (Okla.) Rockets in 1949, Herzog was christened with the name "Whitey" by sportscaster Bill Speith for his light-colored hair.

Herzog was elected to the National Baseball Hall of Fame in 2010 by the Veterans Committee. Two days before the enshrinement ceremonies July 25, Cardinals chairman Bill DeWitt Jr. announced that Herzog's number 24 would be retired by the organization. Herzog wore No. 3 in 1980, but infielder Ken Oberkfell gave up No. 24 after the season and Herzog took it. Herzog was voted the manager on the All-Busch Stadium II team in 2005 and was an inaugural member of the Cardinals Hall of Fame in 2014.



Whitey Herzog

MANAGERIAL RECORD

Year	Club	W	L	PCT.	FINISH
1973	Texas	47	91	.341	6th
1974	California	2	2	.500	6th
1975	Kansas City	41	25	.621	2nd
1976	Kansas City	90	72	.556	1st
1977	Kansas City	102	60	.630	1st
1978	Kansas City	92	70	.568	1st
1979	Kansas City	85	77	.525	2nd
1980	St. Louis	38	35	.521	4th
1981	St. Louis	59	43	.578	1st*
1982	St. Louis	92	70	.568	1st
1983	St. Louis	79	83	.488	4th
1984	St. Louis	84	78	.519	3rd
1985	St. Louis	101	61	.623	1st
1986	St. Louis	79	82	.491	3rd
1987	St. Louis	95	67	.586	1st
1988	St. Louis	76	86	.469	5th
1989	St. Louis	86	76	.531	3rd
1990	St. Louis	33	47	.413	6th
ST. LOUIS TOTALS		822	728	.530	
MAJOR TOTALS		1281	1125	.532	

* Split season due to players' strike. Cardinals finished second in both halves but had best overall record in Eastern Division.

PROMINENT CARDINALS WHO WORE NO. 24

- Dick Groat, 1963-65
- Rick Ankiel, 2007-09
- Ken Oberkfell, 1977-80



Retired Numbers

**BRUCE SUTTER**
PITCHER**42****FULL NAME:** Howard Bruce Sutter**HEIGHT:** 6-2 **WEIGHT:** 190 **BATTED:** Right **THREW:** Right**BORN:** January 8, 1953 at Lancaster, Pennsylvania**DIED:** October 13, 2022 at Cartersville, Georgia**YEARS WITH CARDINALS:** 1981-84**NUMBER RETIRED:** 2006

Bruce Sutter was a pioneer whose journey landed him in Cooperstown.

The right-handed lights-out closer, who made the split-fingered fastball famous, was elected to the National Baseball Hall of Fame in 2006. He became the fourth reliever enshrined into baseball's hallowed ground, following Hoyt Wilhelm (1985), Rollie Fingers (1992) and Dennis Eckersley (2004). Sutter was the first player never to start a game to be selected.

Sutter pitched for the Cardinals from 1981 to 1984. Acquired from the Chicago Cubs on Dec. 9, 1980, in exchange for first baseman Leon Durham, third baseman Ken Reitz and minor-league third baseman Ty Waller, Sutter proved to be a key acquisition for general manager and manager Whitey Herzog in his transformation of the Cardinals from underachievers to World Champions.

During the strike-shortened 1981 season, Sutter saved 25 games – the most by a St. Louis pitcher since the save became an officially recognized statistic in 1969. Chants of “Bruuuuce!” bellowed throughout Busch Stadium every time he ran in from the bullpen. Sutter recorded 36 saves in 1982 and struck out Gorman Thomas of the Milwaukee Brewers to wrap up Game 7 of the World Series.

Sutter had 45 saves in 1985 to tie the Major League record – set by Dan Quisenberry of the Kansas City Royals two years earlier – that since has been eclipsed. The Cardinals elected not to re-sign Sutter after that season, and he moved on to the Atlanta Braves. He subsequently was hampered by shoulder problems that led to his retirement following the 1988 campaign at the age of 35.

Struggling in the minor leagues with Class-A Quincy (Ill.) in 1973, Sutter learned the revolutionary split-fingered pitch from former Cardinals right-hander Fred Martin, then a Chicago minor-league pitching coach. The pitch, an offshoot of the forkball that Sutter was suited to throw because of his long fingers, aptly was described as “a fastball that winds up like a dead fish” because of its wicked forward spin.

By 1976, Sutter was in the big leagues with the Cubs. He won the 1979 N.L. Cy Young Award after amassing 37 saves and a 2.22 ERA with 110 strikeouts in 101.3 innings pitched. He was only the third reliever to be so honored, following Mark Marshall of the Los Angeles Dodgers in 1974 and Sparky Lyle of the New York Yankees in 1977.

In 12 major-league seasons, Sutter totaled 300 saves to rank third on baseball's all-time list at the time of his retirement and tied for 30th through 2023. He worked more than one inning for 188 of his rescues and surpassed 100 innings pitched in a season on five occasions, with one more year at 99. Sutter led the Senior Circuit in saves in 1979, 1980, 1981, 1982 and 1984. He was a six-time All-Star – appearing in four games and earning two wins (1978 and 1979) and two saves (1980 and 1981) while not allowing a run – and received the Rolands Relief Man Award four times.

Sutter's four-year St. Louis save total of 127 established a franchise record and now ranks fourth behind Jason Isringhausen (217), Lee Smith (160) and Todd Worrell (129). Sutter is the franchise career leader with 83 saves of four-plus outs, including 54 of two-plus innings and four of three innings. He was voted the relief pitcher on the All-Busch Stadium II team in 2005 and was an inaugural member of the Cardinals Hall of Fame in 2014.

Bruce Sutter

COMPLETE RECORD

Year	Club	W-L	ERA	G	GS	CG	SHO	SV	IP	H	R	ER	BB	SO	BA
1972	Bradenton	0-0	0.00	2	0	0	0	0	5.0	3	0	0	0	4	---
1973	Quincy	3-3	4.13	40	0	0	0	5	85.0	94	52	39	27	76	---
1974	Key West	1-5	1.35	18	1	0	0	3	40.0	26	9	6	13	50	---
	Midland	1-2	1.44	8	1	0	0	0	25.0	22	6	4	6	14	---
1975	Midland	5-7	2.15	41	0	0	0	+13	67.0	64	26	16	21	50	---
1976	Wichita	2-1	1.50	7	0	0	0	1	12.0	9	3	2	4	16	---
	Chicago (NL)	6-3	2.70	52	0	0	0	10	83.1	63	27	25	26	73	.209
1977	Chicago (NL)	7-3	1.34	62	0	0	0	31	107.1	69	21	16	23	129	.183
1978	Chicago (NL)	8-10	3.18	64	0	0	0	27	99	82	44	35	34	106	.220
1979	Chicago (NL)	6-6	2.22	62	0	0	0	*37	101.1	67	29	25	32	110	.186
1980	Chicago (NL)	5-8	2.64	60	0	0	0	*28	102.1	90	35	30	34	76	.243
1981	St. Louis	3-5	2.62	48	0	0	0	*25	82.1	64	24	24	24	57	.218
1982	St. Louis	9-8	2.90	70	0	0	0	*36	102.1	88	38	33	34	61	.235
1983	St. Louis	9-10	4.23	60	0	0	0	21	89.1	90	45	42	30	64	.262
1984	St. Louis	5-7	1.54	71	0	0	0	*45	122.2	109	26	21	23	77	.245
1985	Atlanta	7-7	4.48	58	0	0	0	23	88.1	91	46	44	29	52	.267
1986	Atlanta	2-0	4.34	16	0	0	0	3	18.2	17	9	9	9	16	.243
1987															
1988	Atlanta	1-4	4.76	38	0	0	0	14	45.1	49	26	24	11	40	.275
ST. LOUIS TOTALS		26-30	2.72	249	0	0	0	127	396.2	351	133	120	111	259	.241
MAJOR TOTALS		68-71	2.83	661	0	0	0	300	1042.1	879	370	328	309	861	.230

* Led League

+ Tied for League Lead

LEAGUE CHAMPIONSHIP SERIES RECORD

Year	Club/Opp.	W-L	ERA	G	GS	CG	SHO	SV	IP	H	R	ER	BB	SO	BA
1982	St.L. vs. ATL	1-0	0.00	2	0	0	0	1	4.1	0	0	0	0	1	.000

WORLD SERIES RECORD

Year	Club/Opp.	W-L	ERA	G	GS	CG	SHO	SV	IP	H	R	ER	BB	SO	BA
1982	St.L. vs. MIL	1-0	4.70	4	0	0	0	2	7.2	6	4	4	3	6	.207

ALL-STAR RECORD


Year	Club	W-L	ERA	G	GS	CG	SHO	SV	IP	H	R	ER	BB	SO	BA
1977	National														
1978	National	1-0	0.00	1	0	0	0	0	1.2	0	0	0	0	2	---
1979	National	1-0	0.00	1	0	0	0	0	2.0	2	0	0	2	3	---
1980	National	0-0	0.00	1	0	0	0	1	2.0	0	0	0	1	1	---
1981	National	0-0	0.00	1	0	0	0	1	1.0	0	0	0	0	1	---
1984	National														
A.S. TOTALS		2-0	0.00	4	0	0	0	2	6.2	2	0	0	3	7	---

PROMINENT CARDINALS WHO WORE NO. 42

- Harvey Haddix, 1952-56
- Curt Flood, 1958

Note: No. 42 was retired throughout Major League Baseball in 1997 to commemorate the 50th anniversary of Jackie Robinson breaking the big league's color barrier.

Retired Numbers



BOB GIBSON

PITCHER

45

FULL NAME: Robert Gibson

HEIGHT: 6-1 **WEIGHT:** 195 **BATTED:** Right **THREW:** Right

BORN: November 9, 1935 at Omaha, Nebraska

DIED: October 2, 2020 at Omaha, Nebraska

YEARS WITH CARDINALS: 1959-75

NUMBER RETIRED: 1975

Bob Gibson ranks as the greatest pitcher in Cardinals history. A glance at the record book supports the claim. On the franchise's career lists, the right-hander is first in wins (251), starts (482), quality starts (328), complete games (255), shutouts (56), innings pitched (3,884.1), strikeouts (3,117), 10-plus win seasons (14) and 10-plus strikeout games (74). He is second in games pitched (528) behind only Jesse Haines (554). Gibson's 2.91 ERA ranks tied for second among pitchers with a minimum of 1,500 innings and tied for sixth among pitchers with a minimum of 750 innings.

An outstanding athlete, Gibson played with the Harlem Globetrotters before arriving in St. Louis to stay in 1961. Three years later, he posted a 19-12 record with a 3.01 ERA in helping the Cardinals win the National League pennant. After losing Game 2 of the World Series to the New York Yankees, Gibson posted complete-game victories in Game 5 (5-2 in 10 innings) and Game 7 (7-5) and earned series Most Valuable Player honors.

Gibson was on his way to another banner season in 1967 when a line drive off the bat of Pittsburgh Pirates' outfielder Roberto Clemente on July 15 broke Gibson's right leg. He was sidelined 52 days but returned to pitch the N.L. pennant clincher against the Philadelphia Phillies on Sept. 18. In the Cardinals' World Series victory over the Boston Red Sox, Gibson went 3-0 with a 1.00 ERA, three complete games and 26 strikeouts to again be named series MVP.

The postseason dominance was a sign of things to come. In 1968, Gibson authored the greatest season by a pitcher in modern history. His 1.12 ERA established an all-time record for 300 or more innings. Gibson posted a 22-9 record with league-leading totals of 13 shutouts and 268 strikeouts. During one stretch, he surrendered merely two earned runs over 95 innings. Gibson was named the N.L. Cy Young Award winner and MVP. For an encore, Gibson set a record with 17 strikeouts in Game 1 of the World Series against the Detroit Tigers (a 4-0 victory). He pitched two more complete games (winning Game 4 by the score of 10-1 before losing Game 7 by a 4-1 margin) to run his streak to a record eight straight distance-going performances. Gibson totaled 35 strikeouts in the three games to establish a Fall Classic standard.

Gibson won his second Cy Young Award in 1970 on the strength of a 23-7 record and 3.12 ERA. He fired a no-hitter against Pittsburgh on Aug. 14, 1971, winning 11-0 at Three Rivers Stadium, and became the second pitcher in baseball history to record 3,000 career strikeouts July 17, 1974 (following Walter Johnson of the Washington Senators).

Accompanying his blazing fastball and pinpoint control was an intense demeanor. Gibson was a complete pitcher, socking 24 home runs and winning nine Gold Glove Awards. The nine-time N.L. All-Star was a first-ballot National Baseball Hall of Fame inductee in 1981 and an inaugural member of the St. Louis Cardinals Hall of Fame in 2014. He was selected to the Major League Baseball All-Century team in 1999 and voted the starting pitcher on the All-Busch Stadium II team in 2005. In 2015, Gibson was voted by the fans as a member of Franchise Four, joining Lou Brock, Rogers Hornsby and Stan Musial as one of the most impactful players who best represented the history of the Cardinals.

"Gibby" served as pitching coach for the New York Mets (1981) and Atlanta Braves (1982-84) and bullpen coach for St. Louis (1995). He also did some broadcasting and served as a special instructor for the Cardinals from 1996-2020.



Bob Gibson

COMPLETE RECORD

Year	Club	W-L	ERA	G	GS	CG	SHO	SV	IP	H	R	ER	BB	SO	BA
1957	Omaha	2-1	4.29	10	4	0	---	---	42.0	46	26	20	27	25	---
	Columbus	4-3	3.77	8	8	2	---	---	43.0	36	26	18	34	24	---
1958	Omaha	3-4	3.31	13	11	2	---	---	87.0	79	45	32	39	47	---
	Rochester	5-5	2.45	20	11	7	---	---	103.0	88	35	28	54	75	---
1959	Omaha	9-9	3.07	24	18	10	---	---	135.0	128	59	46	46	98	---
	St. Louis	3-5	3.33	13	9	2	1	0	75.2	77	35	28	39	48	.273
1960	Rochester	2-3	2.85	6	6	3	---	---	41.0	33	15	13	17	36	---
	St. Louis	3-6	5.61	27	12	2	0	0	86.2	97	61	54	48	69	.284
1961	St. Louis	13-12	3.24	35	27	10	2	1	211.1	186	91	76	119	166	.239
1962	St. Louis	15-13	2.85	32	30	15	+5	1	233.2	174	84	74	95	208	.204
1963	St. Louis	18-9	3.39	36	33	14	2	0	254.2	224	110	96	96	204	.233
1964	St. Louis	19-12	3.01	40	36	17	2	1	287.1	250	106	96	86	245	.232
1965	St. Louis	20-12	3.07	38	36	20	6	1	299.0	243	110	102	103	270	.222
1966	St. Louis	21-12	2.44	35	35	20	+5	0	280.1	210	90	76	78	225	.207
1967	St. Louis	13-7	2.98	24	24	10	2	0	175.1	151	62	58	40	147	.231
1968	St. Louis	22-9	*1.12	34	34	28	*13	0	304.2	198	49	38	62	*268	*.184
1969	St. Louis	20-13	2.18	35	35	*28	4	0	314.0	251	84	76	95	269	.219
1970	St. Louis	+23-7	3.12	34	34	23	3	0	294.0	262	111	102	88	274	.237
1971	St. Louis	16-13	3.04	31	31	20	+5	0	245.2	215	96	83	76	185	.232
1972	St. Louis	19-11	2.46	34	34	23	4	0	278.0	226	83	76	88	208	.224
1973	St. Louis	12-10	2.77	25	25	13	1	0	195.0	159	71	60	57	142	.224
1974	St. Louis	11-13	3.83	33	33	9	1	0	240.0	236	111	102	104	129	.259
1975	St. Louis	3-10	5.04	22	14	1	0	2	109.0	120	66	61	62	60	.287
MAJOR TOTALS		251-174	2.91	528	482	255	56	6	3884.1	3279	1420	1258	1336	3117	.228

* Led League

+ Tied for League Lead.

WORLD SERIES RECORD

Year	Club/Opp.	W-L	ERA	G	GS	CG	SHO	SV	IP	H	R	ER	BB	SO	BA
1964	St. L. vs. N.Y.	2-1	3.00	3	3	2	0	0	27.0	23	11	9	8	31	---
1967	St. L. vs. Bos.	3-0	1.00	3	3	3	1	0	27.0	14	3	3	5	26	---
1968	St. L. vs. Det.	2-1	1.67	3	3	3	1	0	27.0	18	5	5	4	35	---
W.S. TOTALS		7-2	1.89	9	9	8	2	0	81.0	55	19	17	17	92	---


ALL-STAR RECORD

Year	Club	W-L	ERA	G	GS	CG	SHO	SV	IP	H	R	ER	BB	SO	BA
1962	National	0-0	4.50	2	0	0	0	0	2.0	1	1	1	2	1	---
1965	National	0-0	0.00	1	0	0	0	1	2.0	2	0	0	1	3	---
1966	National	SELECTED, DID NOT PLAY													
1967	National	0-0	0.00	1	0	0	0	0	2.0	2	0	0	0	2	---
1968	National	SELECTED, DID NOT PLAY													
1969	National	0-0	9.00	1	0	0	0	0	1.0	2	1	1	1	2	---
1970	National	0-0	9.00	1	0	0	0	0	2.0	3	2	2	1	2	---
1972	National	0-0	0.00	1	1	0	0	0	2.0	1	0	0	0	0	---
A.S. TOTALS		0-0	3.27	7	1	0	0	1	11.0	11	4	4	5	10	---

PROMINENT CARDINALS WHO WORE NO. 45

- Von McDaniel, 1957-58

Retired Numbers



ROGERS HORNSBY SECOND BASEMAN/MANAGER

FULL NAME: Rogers Hornsby
HEIGHT: 5-11 **WEIGHT:** 175 **BATTED:** Right **TREW:** Right
BORN: April 27, 1896 at Winters, Texas
DIED: January 5, 1963 at Chicago, Illinois
YEARS WITH CARDINALS: 1915-26, 1933
NUMBER RETIRED: 1997 (The Cardinals did not have numbers on their uniforms during Hornsby's tenure.)

Since 1900, only two players have batted .400 on three occasions – Ty Cobb and Rogers Hornsby. And only two players have won multiple Triple Crowns – Ted Williams and Hornsby.

Primarily a second baseman during his 23-year career, Hornsby batted .401 in 1922, .403 in 1925 and .424 (a modern-day record) in 1924. He is the lone player in Cardinals history to reach the coveted plateau. Hornsby led the National League in batting for six consecutive seasons from 1920 to 1925, compiling a .397 average during that span. From 1921 to 1925, his average was .402, making him the only player ever to bat .400 over a five-year period.

Arguably the greatest right-handed batter of all time, Hornsby won the Triple Crown in 1922 and 1925. The first time, he batted .401 with 42 home runs (then an N.L. record) and 152 RBI while setting club records that still stand of 141 runs, 250 hits, 450 total bases, a .756 slugging percentage and a 33-game hitting streak. The second time, Hornsby had a .403 average with 39 homers and 139 RBI en route to being named the N.L. Most Valuable Player.

“The Rajah” spent the first 12 years of his career in St. Louis, leading the league in slugging percentage seven times; total bases six times; hits, doubles and RBI four times; runs three times; triples and home runs twice; and walks once. He was well known for refusing to go to movies because he thought the “strain” of watching the screen in darkness would hinder his eyesight.

On June 1, 1925, Hornsby took over as manager of the Cardinals, replacing Branch Rickey. Hornsby continued in the dual role in 1926 and piloted the club to an 89-65 record and its first-ever World Championship, a seven-game victory over the New York Yankees. He tagged out Babe Ruth attempting to steal second base for the final out of Game 7, calling the play that clinched the 3-2 victory “the biggest thrill of my baseball career.”

An outspoken individual, Hornsby at times was critical of owner Sam Breadon. Eventually, Breadon had enough, and on Dec. 26, 1926, Hornsby was traded to the New York Giants for infielder Frankie Frisch (who had had a falling out with his manager, John McGraw) and pitcher Jimmy Ring.

Hornsby subsequently played for and managed the Boston Braves (1928) and Chicago Cubs (1929-32), winning a second MVP Award in 1929, before returning to the Cardinals in 1933. His second stint, however, lasted just three months before Hornsby was released to become manager of the cross-town Browns. He remained in the Browns’ dugout until midway through the 1937 season. Hornsby returned to manage the Browns for the first two months of the 1952 campaign before moving on to the Cincinnati Reds for roughly a season and a half.

On the Cardinals’ career lists, Hornsby ranks first in batting average (.359); second in triples (143); third in extra-base hits (703), multi-hit games (641) and sacrifices (135); fourth in runs (1,089) and total bases (3,342); fifth in hits (2,110) and RBI (1,072); sixth in doubles (367); seventh in home runs (193); eighth in walks (660); and 10th in at-bats (5,881). His 30 career inside-the-park home runs are the most in club annals, while he is tied for third with seven grand slams behind Albert Pujols (13) and Stan Musial (9).

Hornsby, whose lifetime batting average of .358 is the highest of any right-handed batter and second only to Cobb’s .366 among all players, was inducted into the National Baseball Hall of Fame in 1942. He was selected to the Major League Baseball All-Century team in 1999 and was an inaugural member of the St. Louis Cardinals Hall of Fame in 2014. In 2015, Hornsby was voted by the fans as a member of Franchise Four, joining Lou Brock, Bob Gibson and Stan Musial as one of the most impactful players who best represented the history of the Cardinals.

Rogers Hornsby

COMPLETE RECORD

Year	Club	AVG	G	AB	R	H	2B	3B	HR	RBI	BB	SO	SB	SLG	OBP
1915	St. Louis (NL)	.246	18	57	5	14	2	0	0	4	2	6	0	.281	.271
1916	St. Louis (NL)	.313	139	495	63	155	17	15	6	65	40	63	17	.444	.369
1917	St. Louis (NL)	.327	145	523	86	171	24	*17	8	66	45	34	17	*.484	.385
1918	St. Louis (NL)	.281	115	416	51	117	19	11	5	60	40	43	8	.416	.349
1919	St. Louis (NL)	.318	138	512	68	163	15	9	8	71	48	41	17	.430	.384
1920	St. Louis (NL)	*.370	149	589	96	*218	*44	20	9	+94	60	50	12	*.559	*.431
1921	St. Louis (NL)	*.397	154	592	*131	*235	*44	+18	21	*126	60	48	13	*.639	*.458
1922	St. Louis (NL)	*.401	154	623	*141	*250	*46	14	*42	*152	65	50	17	*.722	*.459
1923	St. Louis (NL)	*.384	107	424	89	163	32	10	17	83	55	29	3	*.627	*.459
1924	St. Louis (NL)	*.424	143	536	+121	*227	*43	14	25	94	*89	32	5	*.696	*.507
1925	St. Louis (NL)	*.403	138	504	133	203	41	10	*39	*143	83	39	5	*.756	*.489
1926	St. Louis (NL)	.317	134	527	96	167	34	5	11	93	61	39	3	.463	.388
1927	New York (NL)	.361	155	568	+133	205	32	9	26	125	*86	38	9	.586	*.448
1928	Boston (NL)	*.387	140	486	99	188	42	7	21	94	*107	41	5	*.632	*.498
1929	Chicago (NL)	.380	156	602	*156	229	47	8	39	149	87	65	2	*.679	.459
1930	Chicago (NL)	.308	42	104	15	32	5	1	2	18	12	12	0	.433	.385
1931	Chicago (NL)	.331	100	357	64	118	37	1	16	90	56	23	1	.574	.421
1932	Chicago (NL)	.224	19	58	10	13	2	0	1	7	10	4	0	.310	.357
1933	St. Louis (NL)	.325	46	83	9	27	6	0	2	21	12	6	1	.470	.423
	St. Louis (AL)	.333	11	9	2	3	1	0	1	2	2	1	0	.778	.455
1934	St. Louis (AL)	.304	24	23	2	7	2	0	1	11	7	4	0	.522	.484
1935	St. Louis (AL)	.208	10	24	1	5	3	0	0	3	3	6	0	.333	.296
1936	St. Louis (AL)	.400	2	5	1	2	0	0	0	2	1	0	0	.400	.500
1937	St. Louis (AL)	.321	20	56	7	18	3	0	1	11	7	5	0	.429	.397
ST. LOUIS TOTALS		.359	1580	5881	1089	2110	367	143	193	1072	660	480	118	.568	.427
MAJOR TOTALS		.358	2259	8173	1579	2930	541	169	301	1584	1038	679	135	.577	.434

*Led league

+Tied for League Lead

WORLD SERIES RECORD

Year	Club/Opp.	AVG	G	AB	R	H	2B	3B	HR	RBI	BB	SO	SB	SLG	OBP
1926	St.L. vs. N.Y.	.250	7	28	2	7	1	0	0	4	2	2	1	---	---
1929	Chi. vs. Phi.	.238	5	21	4	5	1	0	1	0	1	8	0	---	---
W.S. TOTALS		.245	12	49	6	12	2	1	0	5	3	10	1	---	---

.400 HITTERS SINCE 1900

Year	Player	AVG
1901	Nap Lajoie, Philadelphia A's	.422
1911	Ty Cobb, Detroit Tigers	.420
1911	Joe Jackson, Chicago White Sox	.408
1912	Ty Cobb, Detroit Tigers	.410
1920	George Sisler, St. Louis Browns	.407
1922	George Sisler, St. Louis Browns	.420
1922	Rogers Hornsby, St. Louis Cardinals	.401
1922	Ty Cobb, Detroit Tigers	.401
1923	Harry Heilmann, Detroit Tigers	.403
1924	Rogers Hornsby, St. Louis Cardinals	.424
1925	Rogers Hornsby, St. Louis Cardinals	.403
1930	Bill Terry, New York Giants	.401
1941	Ted Williams, Boston Red Sox	.406

TRIPLE CROWN WINNERS SINCE 1900

Year	Player, Team	AVG	HR	RBI
1901	Nap Lajoie, PHI (AL)	.422	14	125
1909	Ty Cobb, DET	.377	9	115
1912	Heinie Zimmerman, CHI (NL)	.372	14	98
1922	Rogers Hornsby, STL (NL)	.401	42	152
1925	Rogers Hornsby, STL (NL)	.403	39	143
1933	Jimmie Foxx, PHI (AL)	.356	48	163
1933	Chuck Klein, PHI (NL)	.368	28	120
1934	Lou Gehrig, NY (AL)	.363	49	165
1937	Joe Medwick, STL (NL)	.374	31	154
1942	Ted Williams, BOS (AL)	.356	36	137
1947	Ted Williams, BOS (AL)	.343	32	114
1956	Mickey Mantle, NY (AL)	.353	52	130
1966	Frank Robinson, BAL	.316	49	122
1967	Carl Yastrzemski, BOS	.326	44	121
2012	Miguel Cabrera, DET	.330	44	139

Retired Numbers


AUGUST A. BUSCH JR.
 PRESIDENT

85
FULL NAME: August Anheuser Busch, Jr.

BORN: March 28, 1899 at St. Louis, Missouri

DIED: September 29, 1989 at St. Louis, Missouri

YEARS WITH CARDINALS: 1953-89

NUMBER RETIRED: 1984

August A. Busch Jr.'s reign as president of the Cardinals was marked by success on and off the field. Between 1953 and 1989, the Cardinals won three World Championships (1964, 1967 and 1982) and three additional National League pennants (1968, 1985 and 1987). They also forged the reputation of having the classiest organization in Major League Baseball.

Busch purchased the franchise from Fred Saigh on Feb. 20, 1953. Busch was president of Anheuser-Busch brewery, which benefited from the acquisition of the ball club. Although he didn't devote a tremendous amount of time to baseball-related matters early on, by the 1960s Busch had grown tired of the Cardinals routinely finishing no higher than the middle of the pack in the N.L.

After winning the 1964 World Series over the New York Yankees, Busch was instrumental in the building of Busch Stadium II. The \$26 million ballpark opened May 12, 1966, with a 4-3 victory over the Atlanta Braves in 12 innings and became the foundation of a rejuvenated downtown. In 1967, the Cardinals surpassed 2 million in home attendance for the first time in franchise history.

Busch retired as leader of the brewery in 1975, handing over control to his son, August III. The Cardinals failed to win during the 1970s, leaving Busch anxious for the ball club to return to prominence. He made arguably his best baseball decision June 8, 1980, when he hired Whitey Herzog as manager. Busch and Herzog enjoyed a sterling relationship that played a significant role in the Cardinals' renewed success. Home attendance soared, with the club drawing 3 million-plus fans in both 1987 and 1989.

Throughout his ownership of the Cardinals, "Gussie" was one of the city of St. Louis' most-popular citizens. He was a regular at home games, and on special occasions would ride around the stadium atop a Budweiser wagon pulled by a team of signature Anheuser-Busch Clydesdales.

The Cardinals retired the number 85 in Busch's honor in conjunction with his 85th birthday in 1984. He died Sept. 29, 1989, at the age of 90. August III subsequently served as chief executive until Anheuser-Busch sold the club to the current ownership group March 21, 1996. August Jr. was an inaugural member of the Cardinals Hall of Fame in 2014.

“That’s a winner!”



JACK BUCK BROADCASTER

FULL NAME: John Francis Buck

BORN: August 21, 1924 at Holyoke, Massachusetts

DIED: June 18, 2002 at St. Louis, Missouri

YEARS WITH CARDINALS: 1954-59, 1961-2001

NUMBER RETIRED: 2002

He never swung a bat or threw a pitch, yet Jack Buck ranks as one of the most popular individuals ever associated with the Cardinals – perhaps the most popular.

Buck served as the “Voice of the Cardinals” on KMOX Radio for 47 years (1954-59 and 1961-2001). He was behind the microphone for some of the franchise’s most-memorable moments: Bob Gibson’s no-hitter in 1971, Lou Brock’s 105th stolen base in 1974 and Mark McGwire’s 61st home run in 1998. And his legendary call of Ozzie Smith’s game-winning home run in Game 5 of the 1985 National League Championship Series against the Los Angeles Dodgers, when Buck told St. Louis fans to “Go crazy, folks! Go crazy,” still sends chills up Cardinals fans spines every time it is replayed.

Through it all, Buck’s signature phrase after every Cardinals victory was “That’s a winner.”

From 1954 to 1969, Buck worked alongside another legend, Harry Caray, to form what is widely regarded as the best baseball broadcast duo ever assembled. From 1972 to 2001, Buck teamed with former Cardinals third baseman Mike Shannon, and the pair became as synonymous with St. Louis baseball as Stan Musial and Bob Gibson. Beginning in 1991, Buck had the pleasure of calling games with his son, Joe, who now is the lead baseball and football announcer for FOX Sports television.

Buck received the Ford C. Frick Award from the National Baseball Hall of Fame in 1987 and was an inaugural member of the Cardinals Hall of Fame in 2014.

There was more to Buck than Cardinals baseball. He broadcast seven World Series for CBS Radio. His most-famous non-St. Louis call came in Game 1 of the 1988 Fall Classic when an injured Kirk Gibson hit a game-winning pinch-hit homer for the Dodgers against the Oakland A’s. “Unbelievable!” Buck exclaimed. “I don’t believe what I just saw.” Buck was CBS television’s lead play-by-play announcer in 1990 and 1991.

Buck enjoyed a distinguished football broadcasting career, as well. He was the radio voice of Monday Night Football for CBS from 1978 to 1995, working with Pro Football Hall of Fame coach Hank Stram. Buck called one of the most famous games ever, the 1967 Ice Bowl between the Dallas Cowboys and Green Bay Packers, for CBS television. Buck, whose total of 17 Super Bowl broadcasts is the most of any announcer, received the Pete Rozelle Award from the Pro Football Hall of Fame in 1996.

In addition, Buck announced basketball and hockey over the course of his career and worked with Chris Schenkel on the Pro Bowler’s Tour. Outside of sports, he served as the original host of “At Your Service” on KMOX, a program that essentially started the phenomenon of talk radio.

Buck’s popularity extended well beyond his trademark gravelly voice. Fans from coast to coast, but particularly those in St. Louis, knew him as a tremendously generous man who made time for everyone. He was named St. Louis’ Citizen of the Year in 2000 for his contributions to the community. Late in his life, Buck became interested in writing poetry, and he authored a piece called “For America” that he read to the crowd at Busch Stadium prior to the Cardinals’ first game following the Sept. 11, 2001, terrorist attacks. Buck passed away June 18, 2002, and some 10,000 fans attended his public memorial service at Busch Stadium.



CARDINALS ENSHRINED IN COOPERSTOWN

PLAYERS	YEAR INDUCTED	POSITION	CAREER AVG	YEARS WITH CARDINALS
Walter Alston	1983	1B	.000	1936
Jake Beckley	1971	1B	.309	1904-07
Jim Bottomley	1974	1B	.310	1922-32
Roger Bresnahan	1945	C	.279	1909-12
Lou Brock	1985	LF	.293	1964-79
Jesse Burkett	1948	LF	.342	1899-1901
Orlando Cepeda	1999	1B	.297	1966-68
Roger Connor	1976	1B	.325	1894-97
Leo Durocher	1994	SS	.247	1933-37
Frank Frisch	1947	2B	.316	1927-37
Chick Hafey	1971	LF	.317	1924-31
Rogers Hornsby	1942	2B	.358	1915-26, 33
Miller Huggins	1964	2B	.265	1910-16
Rabbitt Maranville	1954	SS	.258	1927-28
John McGraw	1937	3B	.334	1900
Joe "Ducky" Medwick	1968	LF	.324	1932-40, 47-48
Minnie Miñoso	2022	LF	.299	1962
John Mize	1981	1B	.312	1936-41
Stan Musial	1969	LF	.331	1941-44, 46-63
Wilbert Robinson	1945	C	.273	1900
Scott Rolen	2023	3B	.281	2002-07
Albert "Red" Schoendienst	1989	2B	.289	1945-56, 61-63
Ted Simmons	2020	C	.285	1968-80
Enos Slaughter	1985	RF	.300	1938-42, 46-53
Ozzie Smith	2002	SS	.262	1982-96
Billy Southworth	2008	RF	.297	1926-27, 29
Joe Torre	2014	C/1B/3B	.297	1969-74
Larry Walker	2020	OF	.313	2004-05
Bobby Wallace	1953	SS	.267	1899-1901, 17-18

HISTORY

PITCHERS	YEAR INDUCTED	CAREER WINS	CAREER ERA	YEARS WITH CARDINALS
Grover Cleveland Alexander	1938	373	2.56	1926-29
Mordecai Brown	1949	239	2.06	1903
Steve Carlton	1994	329	3.22	1965-71
Jerome "Dizzy" Dean	1953	150	3.04	1930, 32-37
Dennis Eckersley	2004	197 (390 saves)	3.50	1996-97
James "Pud" Galvin	1965	361	2.87	1892
Bob Gibson	1981	251	2.91	1959-75
Burleigh Grimes	1964	270	3.52	1930-31, 33-34
Jesse Haines	1970	210	3.64	1920-37
Jim Kaat	2022	283	3.45	1980-83
Charles "Kid" Nichols	1949	361	2.94	1904-05
Lee Smith	2019	71 (478 saves)	3.03	1990-93
John Smoltz	2015	213	3.33	2009
Bruce Sutter	2006	68 (300 saves)	2.83	1981-84
Arthur "Dazzy" Vance	1955	197	3.24	1933-34
Hoyt Wilhelm	1985	143	2.52	1957
Vic Willis	1995	247	2.63	1910
Denton "Cy" Young	1937	511	2.63	1899-1900



CARDINALS ENSHRINED IN COOPERSTOWN (Continued)

MANAGERS	YEAR INDUCTED	CARDINAL WINS	YEARS WITH CARDINALS
Roger Bresnahan	1945	255	1909-12
Roger Connor	1976	9	1896
Frank Frisch	1947	457	1933-38
Dorrel Norman Elvert "Whitey" Herzog	2010	822	1980-90
Rogers Hornsby	1942	153	1925-26
Miller Huggins	1964	346	1913-17
Tony La Russa	2014	1408	1996-2011
Bill McKechnie	1962	128	1928-29
Charles "Kid" Nichols	1949	94	1904-05
Branch Rickey	1967	458	1919-25
Albert "Red" Schoendienst	1989	1042	1965-76, 1980, 1990
Billy Southworth	2008	620	1929, 1940-45
Joe Torre	2014	351	1990-95

ST. LOUIS CARDINALS IN HALL OF FAME GAME

The Cardinals have played four times in the ceremonial Hall of Fame Game at Cooperstown.

1942.....Cardinals 5, Philadelphia Athletics 2
 1957.....Chicago White Sox 13, Cardinals 4

1966.....Cardinals 7, Minnesota Twins 5
 1983.....Cardinals 4, Baltimore Orioles 1



(L-R) First Baseman Fred McGriff and Third Baseman Scott Rolen being inducted into the National Baseball Hall of Fame in Cooperstown, New York, July 23, 2023.



NATIONAL BASEBALL HALL OF FAME AND MUSEUM

25 Main Street, Cooperstown, New York 13326

Phone: (607) 547-7200

Public Relations: (607) 547-0215

E-mail address: info@baseballhall.org

Website: baseballhall.org

Summer Hours: Memorial Day Weekend - Labor Day Weekend: 9 a.m. to 7 p.m.

Regular Hours: 9 a.m. to 5 p.m.

Holiday Closings: Thanksgiving Day, Christmas Day, and New Year's Day.

DIRECTORY: Jane Forbes Clark (Chairman), Josh Rawitch (President), Lisa Bendino-Anderson (Vice President, Museum Affairs), Shipa Ketharaju (Vice President Finance and Administration/Chief Financial Officer), Sean Gahagan (Vice President, Retail Merchandising & Licensing), Ken Meifert (Vice President, Sponsorship & Development), Ryan Selzner (Vice President, People and Culture)

PR CONTACTS: Jon Shestakofsky (Vice President, Communications & Education) and Craig Muder (Comm. Director)

HALL OF FAME WEEKEND 2024: July 19-22

Class of 2024: Adrián Beltré, Todd Helton, Joe Mauer and Jim Leyland

Awards Presentation: Sat. July 20 **Induction:** Sun. July 21, 1:30 p.m. ET, Clark Sports Center

CARDINALS IN THE HALL OF FAME

A total of 54 players, managers and executives with ties to the St. Louis Cardinals organization have earned election to the National Baseball Hall of Fame, including 2023 electee Scott Rolen. Seventeen of the 54 spent the majority of their careers in a Cardinals uniform, including Lou Brock, Bob Gibson, Rogers Hornsby, Joe Medwick, Johnny Mize, Stan Musial, Red Schoendienst, Enos Slaughter, Ozzie Smith and Ted Simmons. For a complete list of St. Louis Cardinals in the Hall of Fame, visit the "Hall of Famers" team pages at www.baseballhall.org.

2011 ST. LOUIS CARDINALS WORLD SERIES ARTIFACTS IN THE HALL OF FAME

- Bat used by Allen Craig to hit the go-ahead home run in Game 7.
- Jersey worn during Chris Carpenter's Game 7 win and a cap from the ace pitcher worn throughout the 2011 postseason.
- Jersey that was torn from Series MVP David Freese's back after hitting a walk-off 11th inning home run in Game 6 and Freese's bat from his game-tying ninth inning triple.
- Caps worn by longtime colleagues: manager Tony La Russa and pitching coach Dave Duncan during the World Series.
- Bat used by Lance Berkman during the World Series.



Jersey worn by
Yadier Molina on
Aug. 20, 2017.

OTHER NOTABLE CARDINALS ARTIFACTS IN COOPERSTOWN

- Glove used by Adam Wainwright during the 2023 season, the final season of his career
- Jersey worn by Nolan Arenado on June 25, 2023, in Game 2 of London Series
- Cap worn by Paul Goldschmidt on June 24, 2023, in Game 1 of London Series, becoming first big leaguer to play a game in five different countries
- First pitched ball thrown by Adam Wainwright on June 24, 2023, from Game 1 of London Series
- Jersey worn by Yadier Molina during game in Williamsport, Pa., on Aug. 20, 2017.
- Bat and batting gloves used by Albert Pujols to record 30th homer of 2011 on Aug. 16th, making him the first player to hit 30 or more home runs in each of his first 11 seasons.
- Jacket worn by manager Tony La Russa throughout the 2006 World Series.
- Cap worn by 2006 World Series MVP David Eckstein throughout the postseason.
- Catcher's mask worn throughout the 2006 postseason by Yadier Molina.
- Bat used by Scott Rolen in the 2006 World Series-clinching victory in Game 5.
- Spikes worn by Hall of Famer Lou Brock on Aug. 29, 1977, when he stole his 893rd base, breaking Ty Cobb's record.
- National League Most Valuable Player trophy presented to Hall of Famer Stan Musial in 1946.

A LOOK AHEAD TO 2025

Ballots for the 2025 Hall of Fame/BBWAA election will be distributed following the 2024 season with results from the voting scheduled to be announced in January 2025. A partial list of first-year candidates for election includes Félix Hernández, CC Sabathia, Ichiro Suzuki and Troy Tulowitzki. Historical information on past BBWAA elections and the election process can be accessed at www.baseballhall.org or by contacting the Hall of Fame Communications department.

CONNECT TO COOPERSTOWN

- For news from Cooperstown, visit at www.baseballhall.org. Stay up-to-date on all the activity at the Hall of Fame's official site, on Twitter @baseballhall and through social networking on Facebook, Instagram and TikTok.
- If you would like to receive interesting stories and timely news items direct from the Hall of Fame and get the inside track on the latest happenings in Cooperstown, sign up for *Inside Pitch*. There's no cost to receive our weekly electronic newsletter in your e-mail box at home or work and it's easy to enroll: Just log on to www.baseballhall.org/InsidePitch.
- If you have an interest in receiving *Around The Horn*, the Hall's monthly media newsletter, please send an e-mail to info@baseballhall.org. Be sure to include your name, name of organization and e-mail address. Or visit www.baseballhall.org/media-info.

RESEARCH ASSISTANCE

The Hall of Fame is pleased to provide assistance in baseball research and members of the media are encouraged to utilize this valuable baseball resource whenever necessary by calling the Public Relations department at (607) 547-0215, or the Library Reference desk at (607) 547-0330.

HALL OF FAME MANAGERS

A key factor in the Cardinals' consistent success has been the leadership of outstanding field managers. For proof, look no further than the franchise's 10 winningest skippers – eight of them have been inducted into the National Baseball Hall of Fame.

While it is recognized that some of the managers earned induction into baseball's ultimate shrine for their accomplishments away from St. Louis or for their playing careers, the fact remains that the Cardinals have regularly employed Cooperstown-worthy individuals.

Following is a thumbnail sketch of each of the eight Hall of Famers, listed by victories in a St. Louis uniform:



TONY LA RUSSA

1st – 1,408 wins / 1996-2011 / Hall of Fame 2014

La Russa became the winningest manager in franchise history Aug. 31, 2007, surpassing Red Schoendienst with No. 1,042. The Cardinals won the 2006 and 2011 World Series, three National League pennants and eight division titles in his 16-year tenure, the longest in franchise history. Prior to the Cardinals, La Russa managed the Chicago White Sox (1979-86) and Oakland A's (1986-95). He subsequently returned to the White Sox for the 2021 and 2022 seasons, becoming the first active Hall of Fame manager (not Hall of Fame player who became manager) in baseball annals. Over 35 seasons, La Russa amassed 2,884 victories and managed 5,387 games, ranking second in Major League Baseball history behind Connie Mack (3,731 wins and 7,755 games). La Russa is one of five managers to win the World Series with multiple teams, one of three to do so in both leagues and the only one to win multiple pennants in both leagues. La Russa's 71 post-season victories (50 with St. Louis, 19 with Oakland and two with Chicago) rank second to Joe Torre's 84 among big league skippers.



RED SCHOENDIENST

2nd – 1,041 wins / 1965-76, 1980, 1990 / Hall of Fame 1989

Schoendienst served as a coach on the Cardinals' 1964 World Championship team and was named manager when Johnny Keane resigned at the conclusion of the season. Schoendienst piloted St. Louis to a World Series victory in 1967 followed by another National League pennant in 1968 and went on to occupy the manager's office for 12 years. After a stint as coach with the Oakland A's in 1977 and 1978, Schoendienst came back to St. Louis as a coach from 1979 to 1995. He filled in as interim manager in 1980 and 1990. Previously, Schoendienst played for the Cardinals from 1945 to 1956 and again from 1961 to 1963, becoming one of the best hitting and fielding second basemen of all time. A 10-time N.L. All-Star, Schoendienst socked a game-winning home run in the 14th inning of the 1950 Midsummer Classic.



WHITEY HERZOG

3rd – 822 wins / 1980-90 / Hall of Fame 2010

Baseball in St. Louis was reborn in the 1980s under Herzog. His teams won three National League pennants (1982, 1985 and 1987) and the 1982 World Series, the franchise's first championship in 15 years. Herzog took over the Redbirds on June 9, 1980, and that December, in the dual role of field manager and general manager, he began to transform the ball club with three blockbuster trades involving 21 players. Fans subsequently flocked to Busch Stadium to watch the Cardinals' entertaining style of play that became known as "Whiteyball." In Herzog's eight full seasons as skipper, St. Louis drew at least 2.4 million spectators annually while topping the 3-million plateau for the first two times in club annals (1987 and 1989). Before coming to St. Louis, Herzog managed the Texas Rangers (1973), California Angels (1974 on an interim basis) and Kansas City Royals (1975-79).

HALL OF FAME MANAGERS

BILLY SOUTHWORTH


4th – 620 wins / 1929, 1940-45 / Hall of Fame 2009



Southworth piloted Cardinals teams that won the World Series in 1942 and 1944, sandwiched around a third National League pennant in 1943. St. Louis won a franchise-best 106 games in 1942, followed by back-to-back 105-win seasons, marking the best three-year run in team annals. Furthermore, a Redbird won the N.L. Most Valuable Player Award each of those years: pitcher Mort Cooper in 1942, outfielder Stan Musial in 1943 and shortstop Marty Marion in 1944. Southworth's winning percentage of .642 tops the Cardinals' record book. After leaving St. Louis, Southworth managed the Boston Braves from 1946 to 1951, capturing the N.L. pennant in 1948. He compiled a lifetime winning percentage of .597 (1,044-704 record).

FRANKIE FRISCH

T6th – 458 wins / 1933-38 / Hall of Fame 1947



The 1934 Cardinals – the collection of swashbuckling players dubbed the Gas House Gang – won the World Series with a roster that featured seven future Hall of Famers. The leader of the posse was Frisch, who filled the two-fold role of second baseman and manager for six seasons. The 1931 National League Most Valuable Player posted a winning record in each of his four full campaigns, recording 95 victories in 1934 and 96 the following year. Frisch, who played in the major leagues for 19 years with the New York Giants (1919-26) and Cardinals (1927-37), finished with 2,880 career hits and a .316 batting average, the highest ever for a switch-hitter. He played on two World Championship teams with each organization and was a member of the first three N.L. All-Star teams from 1933 to 1935. Frisch later managed the Pittsburgh Pirates (1940-46) and Chicago Cubs (1949-51).

BRANCH RICKEY

T6th – 458 wins / 1919-25 / Hall of Fame 1967



Certainly, Rickey is most known for his role in Jackie Robinson breaking Major League Baseball's color barrier and for creating and sustaining the first significant farm system. But during his quarter-century as manager and vice president of the Cardinals from 1917 to 1942, Rickey transformed the once-downtrodden franchise into a bona fide winner. With Rickey as manager, St. Louis finished as high as third in the National League in 1921 and 1922, but a foundation was being laid that led to the franchise's first four World Championships (1926, 1931, 1934 and 1942) and two additional N.L. pennants (1928 and 1930). Rickey, who previously was manager of the St. Louis Browns from 1913 to 1915, went on to hold executive positions with the Brooklyn Dodgers (1943-50) and Pittsburgh Pirates (1950-55). He handpicked Robinson to become the first African American to play in the big leagues in 1947.

ST. LOUIS CARDINALS CAREER MANAGERIAL WINS

MANAGER	WINS	YEARS	HOF INDUCTION	MANAGER	WINS	YEARS	HOF INDUCTION
Tony La Russa	1,408	1996-2011	2014	Gabby Street	312	1929-33	–
Red Schoendienst	1,041	1965-76, 80, 90	1989	Eddie Stanky	260	1952-55	–
Whitey Herzog	822	1980-90	2010	Roger Bresnahan	255	1909-12	1945
Billy Southworth	620	1929, 40-45	2009	Mike Shildt	252	2018-21	–
Mike Matheny	591	2012-18	–	Fred Hutchinson	232	1956-58	–
Frankie Frisch	458	1933-38	1947	Solly Hemus	190	1959-61	–
Branch Rickey	458	1919-25	1967	Patsy Donovan	175	1901-03	–
Eddie Dyer	446	1946-50	–	Ken Boyer	166	1978-80	–
Joe Torre	351	1990-95	2014	Oliver Marmol	164	2022-	–
Miller Huggins	346	1913-17	1964	Rogers Hornsby	153	1925-26	1942
Johnny Keane	317	1961-64	–	John McCloskey	153	1906-08	–

HALL OF FAME MANAGERS

JOE TORRE

9th – 351 wins / 1990-95 / Hall of Fame 2014



Torre was a standout catcher, first baseman and third baseman for the Cardinals from 1969 to 1974 and later manager during a time of transition. In 1971, he topped the National League with a .363 batting average and 137 RBI en route to being named Most Valuable Player. Torre batted .297 over the course of his 18-year career. Following managerial stints with the New York Mets (1977-81) and Atlanta Braves (1982-84), Torre returned to St. Louis to replace Whitey Herzog. He piloted the Cardinals to three winning seasons, including a second-place finish in the N.L. East Division in 1991. Toward the end of his tenure, Anheuser-Busch made plans to sell the franchise, and Torre moved on to the New York Yankees (1996-2007). His Bronx teams made the playoffs in each of his 12 seasons and won four World Series: 1996, 1998, 1999 and 2000. Torre subsequently managed the Los Angeles Dodgers (2008 to 2010). His 84 postseason victories are the most all time.

MILLER HUGGINS

10th – 346 wins / 1913-17 / Hall of Fame 1964




Like Joe Torre, Huggins enjoyed his ultimate success as manager of the New York Yankees. A second baseman for the Cardinals from 1910 to 1916, Huggins took on managerial duties as well in 1913. The following year, St. Louis wound up in third place in the National League with an 81-72 record, its best finish since 1891. Huggins went on to manage the Yankees from 1918 to 1929, winning the franchise's first World Series in 1923. Under Huggins, New York won six American League pennants and two additional World Championships (1927 and 1928) with their Murderer's Row lineup that included Babe Ruth and Lou Gehrig. It was Huggins who inserted Gehrig into the starting lineup on June 2, 1925, beginning his streak of 2,130 consecutive games played.



The two non-Hall of Famers on the Cardinals' top 10 wins list are Mike Matheny and Eddie Dyer.

In six-plus seasons from 2012 to 2018, Matheny amassed 591 wins to rank fifth. He became the first manager in Major League Baseball history to take teams to the postseason in each of his first four full campaigns. The Cardinals won three consecutive National League Central Division championships from 2013 to 2015 and captured the N.L. pennant in 2013

Dyer ranks eighth with 446 wins after piloting the Cardinals from 1946 to 1950. His .578 winning percentage is topped only by Billy Southworth among St. Louis managers at the helm for more than two seasons. Dyer's first team, which welcomed back players who served in World War II, captured the franchise's third World Championship in five seasons, and each of his next three squads finished second in the N.L. Dyer did not manage again after leaving the Redbirds.



Five other individuals who served as manager of the Cardinals are Hall of Famers: Roger Bresnahan (1909-12), Roger Connor (1896), Rogers Hornsby (1925-26), Bill McKechnie (1928-29) and Kid Nichols (1904-05).

ST. LOUIS CARDINALS HALL OF FAME

The St. Louis Cardinals Hall of Fame was established in January of 2014 to honor those individuals who have had a significant impact on the tradition-rich franchise.

Twenty-two individuals were automatically selected for the Hall of Fame in conjunction with its formation. Members of the inaugural class included those Cardinals enshrined in the National Baseball Hall of Fame, primarily as members of the Cardinals organization, and those individuals whose numbers have been retired by the franchise.

The Hall of Fame currently consists of 52 members.

To be eligible for induction, an individual must have played for the Cardinals for at least three seasons and have been retired from Major League Baseball for at least three years. Eligible players are divided into two categories – modern players and veteran players. A veteran is a player who retired more than 40 years prior to the induction year.

Annually, the Cardinals convene a “Red Ribbon Committee” of experts to select six to 10 players to be placed on a ballot on Cardinals.com, where fans have the opportunity to vote for a period of six weeks. The two players with the most online votes will be inducted. The committee also picks a veteran player to be inducted. In addition, the Cardinals organization may choose from time to time to induct an important figure in franchise history, such as a coach, broadcaster or member of the front office, without a vote or committee selection.

Each member of the Cardinals Hall of Fame is permanently recognized in the Hall of Fame Gallery presented by Edward Jones, located on the second floor of Cardinals Nation, just outside the entrance to the Cardinals Museum. The Hall of Fame Gallery is free and open to the public.



The 10th induction class of the St. Louis Cardinals Hall of Fame included infielder coach/instructor José Oquendo (1986-95, 1997-2015, 2017-present), and left-handed pitcher Max Lanier (1938-46, 1949-51), Saturday, August 20, 2023.



PLAYERS	POSITION	INDUCTED CARDS HOF	INDUCTED NATIONAL HOF	NUMBER RETIRED	YEARS WITH CARDINALS
Jim Bottomley	1B	2014	1974		1922-32
Ken Boyer	3B	2014		14	1955-65
Harry Brecheen	LHP	2018			1940, '43-52
Sam Breadon	Owner/President	2016			1920-47
Lou Brock	OF	2014	1985	20	1964-79
Jack Buck	Broadcaster	2014		Yes	1954-59, '61-2001
August Busch Jr.	Owner/President	2014		85	1955-95
Chris Carpenter	RHP	2016			2004-12
Vince Coleman	OF	2018			1985-90
Charles Comiskey	1B/Manager	2022	1939		1882-89, '91
Mort Cooper	RHP	2019			1938-45
Dizzy Dean	RHP	2014	1953	17	1930, '32-37
Jim Edmonds	OF	2014			2000-07
Curt Flood	OF	2015			1958-69
Bob Forsch	RHP	2015			1974-88
Frank Frisch	INF	2014	1947		1927-37
Bob Gibson	RHP	2014	1981	45	1959-75
Chick Hafey	OF	2014	1971		1924-31
Jesse Haines	RHP	2014	1970		1920-37
Tom Herr	2B	2020			1979-88
Keith Hernandez	1B	2021			1974-83
Whitey Herzog	Manager	2014	2010	24	1980-90
Matt Holliday	OF	2022			2009-16
Rogers Hornsby	INF	2014	1942	Yes	1915-26, '33
Jason Isringhausen	RHP	2019			2002-08
Julián Javier	2B	2022			1960-71
George Kissell	Coach/Instructor	2015			1940-42, '46-2008
Tony La Russa	Manager	2014	2014	10	1996-2011
Ray Lankford	OF	2018			1990-2001, '04
Max Lanier	LHP	2023			1938-46, '49-51
Marty Marion	SS	2014			1940-50
Pepper Martin	OF/3B	2017			1928, '30-40, '44
Tim McCarver	C	2017	2012		1959-61, '63-69, '73-74
Willie McGee	OF	2014			1982-90, '96-99
Mark McGwire	1B	2017			1997-2001
Joe Medwick	OF	2014	1968		1932-40, '47-48
Johnny Mize	1B	2014	1981		1936-41
Terry Moore	OF	2016			1935-42, '46-48
Stan Musial	OF/1B	2014	1969	6	1941-44, '46-63
José Oquendo	INF/Coach/Instructor	2023			1986-95, '97- present
Branch Rickey	Executive	2014	1967		1919-25
Scott Rolen	3B	2019	2023		2002-07
Red Schoendienst	2B/Manager	2014	1989	2	1945-56, '61-63
Enos Slaughter	OF	2014	1985	9	1938-42, '46-53
Mike Shannon	3B/RF/Broadcaster	2014			1962-70, 1972-2021
Ted Simmons	C	2015	2020		1968-80
Ozzie Smith	SS	2014	2002	1	1982-96
Billy Southworth	OF/Manager	2014	2008		1926-27, '29, '40-45
Bruce Sutter	RHP	2014	2006	42	1981-84
Joe Torre	C/1B/3B/Manager	2016	2014		1969-74, '90-95
John Tudor	LHP	2020			1985-88, '90
Bill White	1B/OF	2020			1959-65, '69



CARDINALS ALL-TIME PLAYER ROSTER

Includes all players who have participated in one or more official National League games with the Cardinals starting with the 1892 season and including the 2023 season. Twenty new players were added from 2023 to bring the total number of players to 2,083. Left-handed pitcher Génesis Cabrera became the 2,000th Cardinal when he made his Cardinals/Major League debut on May 29, 2019.

A

Ody Abbott 1910
 Ted Abernathy 1970
 Juan Acevedo 1998-99
 Babe Adams 1906
 Buster Adams 1939, 43,
 45-46
 Joe Adams 1902
 Matt Adams 2012-18
 Sparky Adams 1930-33
 Jim Adduci 1983
 Henry Adkinson 1895
 Tommie Agee 1973
 Juan Agosto 1991-92
 Eddie Ainsmith 1921-23
 Gibson Alba 1988
 Cy Alberts 1910
 Sandy Alcántara 2017
 Grover Alexander 1926-29
 Luis Alicea 1988, 91-94, 96
 Ethan Allen 1933
 Neil Allen 1983-85
 Richie Allen 1970
 Ron Allen 1972
 Matty Alou 1971-73
 Tom Alston 1954-57
 Walter Alston 1936
 George Altman 1963
 Luis Alvarado 1974, 76
 Brant Alvea 1972
 Ruben Amaro 1958
 Red Ames 1915-19
 Bryan Anderson 2010, 12
 Craig Anderson 1961
 Dwain Anderson 1972-73
 Ferrell Anderson 1953
 George Anderson 1918
 John Anderson 1962
 Marlon Anderson 2004
 Mike Anderson 1976-77
 John Andrews 1973
 Nate Andrews 1937, 39
 Joaquin Andujar 1981-85
 Pat Ankenman 1936
 Rick Ankiel 1999-2001,
 04, 07-09
 Dean Anna 2015
 John Antonelli 1944-45
 Nolan Arenado 2021-23
 Harry Arndt 1905-07
 Scott Arnold 1988
 Rene Aroch 1993-95
 Randy Arozarena 2019
 Luis Arroyo 1955
 Rudy Arroyo 1971
 Bryan Augenstein 2011
 Dennis Aust 1965-66

John Axford 2013
 Benny Ayala 1977
 Manny Aybar 1997-99

B

Les Backman 1909-10
 Harrison Bader 2017-22
 Bill Bailey 1921-22
 Cory Bailey 1995-96
 Doug Bair 1981-83, 85
 Doug Baird 1917-19
 Dave Bakenhaster 1964
 Bill Baker 1948-49
 Luken Baker 2023
 Steve Baker 1983
 O. F. Baldwin 1908
 Art Ball 1894
 Jimmy Bannon 1893
 Jap Barbeau 1909-10
 Brian Barber 1995-96
 George Barclay 1902-04
 Brian Barden 2007-09
 Ray Bare 1972, 74
 Clyde Barfoot 1922-23
 Greg Bargar 1986
 Mike Barlow 1975
 Frank Barnes 1957-58, 60
 Jacob Barnes 2023
 Skeeter Barnes 1987
 John Barnett 1907
 Steven Baron 2018
 Tres Barrera 2023
 Frank Barrett 1939
 Red Barrett 1945-46
 Shad Barry 1906-08
 Brian Barton 2008
 Dave Batosch 1945
 Rich Batchelor 1993, 96-97
 Frank Bates 1899
 Miguel Batista 2011
 Allen Battle 1995
 Ed Bauta 1960-63
 Jose Bautista 1997
 John Baxter 1907
 Johnny Beall 1918
 Ralph Beard 1954
 Jim Beauchamp 1963, 70-71
 Johnny Beazley 1941-42, 46
 Zinn Beck 1913-16
 Jake Beckley 1904-07
 Bill Beckmann 1942
 Fred Beebe 1906-09
 Ed Beecher 1897
 Clarence Beers 1948
 Matt Belisle 2015
 David Bell 1995-98
 Hi Bell 1924, 26-27, 29-30

Les Bel 1923-27
 Ronnie Belliard 2006
 Carlos Beltrán 012-13
 Rigo Beltrán 1997
 Alan Benes 1995-97,
 1999-2001
 Andy Benes 1996-97,
 2000-02
 Joe Benes 1931
 Gary Bennett 2006-07
 Pug Bennett 1906-07
 Vern Benson 1951-53
 Sid Benton 1922
 Jeff Berblinger 1997
 Augie Bergamo 1944-45
 Lance Berkman 2011-12
 Jack Berly 1924
 Joe Bernard 1909
 Frank Bertaina 1970
 Harry Berte 1903
 Bob Bescher 1915-17
 Frank Betcher 1910
 Hal Betts 1903
 Bruno Betzel 1914-18
 Jim Bibby 1972-73
 Ed Biecher 1897
 Lou Bierbauer 1897-98
 Larry Bigbie 2006
 Steve Bilko 1949-54
 Dick Billings 1974-75
 Frank Bird 1892
 Ray Blades 1922-28, 30-32
 Harry Blake 1899
 Sheriff Blake 1937
 Coonie Blank 1909
 Don Blasingame 1955-59
 Johnny Blatnik 1950
 Buddy Blattner 1942
 Bob Blaylock 1956, 59
 Gary Blaylock 1959
 Michael Blazek 2013
 John Bliss 1908-12
 Clyde Bloomfield 1963
 Charlie Boardman 1915
 Joe Boever 1985-86
 Mitchell Boggs 2008-13
 Sammy Bohne 1916
 Dick Bokelmann 1951-53
 Bill Bolden 1919
 Don Bollweg 1950-51
 Bobby Bonds 1980
 Bobby Bonilla 2001
 Frank Bonner 1895
 Rod Booker 1987-89
 Pedro Borbon 1980
 Pedro Borbon, Jr. 2003
 Frenchy Bordagaray 1937-38

Pat Borders 1996
 Rick Bosetti 1977
 Ricky Bottalico 1999
 Kent Bottenfield 1998-99
 Jim Bottomley 1922-32
 Peter Bourjos 2014-15
 Bob Bowman 1939-40
 Matt Bowman 2016-18
 Blaine Boyer 2009
 Cloyd Boyer 1949-52
 Ken Boyer 1955-65
 Buddy Bradford 1975
 Terry Bradshaw 1995-96
 Darren Bragg 1999
 Dave Brain 1903-05
 Harvey Branch 1962
 Jackie Brandt 1956
 Jeff Brantley 1998
 Russell Branyan 2007
 Roy Brashear 1902
 Joe Bratcher 1924
 Steve Braun 1981-85
 Al Brazle 1943, 46-54
 John Brebbia 2017-20
 Harry Brecheen 1940, 43-52
 Ted Breitenstein 1892-96,
 1901
 Herb Bremer 1937-39
 Roger Bresnahan 1909-12
 Rube Bressler 1932
 Ed Bressoud 1967
 Rod Brewer 1990-93
 Marshall Bridges 1959-60
 Rocky Bridges 1960
 Grant Briggs 1892
 Nelson Briles 1965-70
 Ed Brinkman 1975
 John Brock 1917-18
 Lou Brock 1964-79
 Steve Brodie 1892-93
 Ernie Broglio 1959-64
 Herman Bronkie 1918
 Aaron Brooks 2022
 Jim Brosnan 1958-59
 Tony Brottem 1916, 18
 Andrew Brown 2011
 Buster Brown 1905-07
 Jim Brown 1915
 Jimmy Brown 1937-43
 Three Finger Brown 1903
 Tom Brown 1895
 Willard Brown 1894
 Byron Browne 1969
 Barret Browning 2012
 Cal Browning 1960
 Pete Browning 1894
 Jonathan Broxton 2015-17



CARDINALS ALL-TIME PLAYER ROSTER (continued)

Art Delaney1924
 Jose DeLeon 1988-92
 Luis DeLeon1981
 Wilson Delgado 2002-03
 Bobby Del Greco1956
 Eddie Delker 1929, 31-32
 Wheezer Dell1912
 Rich DeLucia1995
 Ben DeLuizio2022
 Frank Demaree1943
 Lee DeMontreville 1903
 Don Dennis 1965-66
 John Denny 1974-79
 Paul Deringer 1931-33
 Mark DeRosa2009
 Russ Derry1949
 Daniel Descalzo 2010-14
 Joe DeSa1980
 Delino DeShields 1997-98
 Aledmys Díaz 2016-17
 Einar Diaz2005
 Leo Dickerman 1924-25
 Corey Dickerson2022
 Brandon Dickson 2011-12, 21
 Murry Dickson 1939-40,
42-43, 46-48, 56-57
 Chuck Diering 1947-51
 Larry Dierker1977
 Mike DiFelice..... 1996-97, 2002
 Pat Dillard1900
 Pickles Dillhoefer..... 1919-21
 Mike Dimmel1979
 Frank DiPino 1989-90, 92
 Dutch Distel1918
 Steve Dixon 1993-94
 Bill Doak 1913-24, 29
 George Dockins1945
 Cozy Dolan 1914-15
 John Dolan1893
 Red Donahue 1895-97
 She Donahue1904
 Mike Donlin 1899-1900
 Blix Donnelly 1944-46
 Jim Donnelly1898
 Brendan Donovan 2022-23
 Patsy Donovan 1900-03
 Octavio Dotel2011
 Klondike Douglas 1896-97
 Taylor Douthit 1923-31
 Dennis Dove2007
 Tommy Dowd 1893-98
 Dave Dowling1964
 Carl Doyle1940
 Jeff Doyle1983
 Moe Drabowsky 1971-72
 Lee Dressen1914
 Rob Dressler1978
 J.D. Drew 1998-2003
 Dan Driessen1987
 Carl Druhot 1906-07
 Matt Duff2002

Zach Duke 2016-17
 Bob Duiiba 1959-60, 62
 Chris Duncan 2005-09
 Taylor Duncan1977
 Wiley Dunham1902
 Grant Dunlap1953
 John Dunleavy 1903-05
 Shawon Dunston.....1999, 2000
 Don Durham1972
 Joe Durham1959
 Leon Durham 1980, 89
 Leo Durocher 1933-37
 Erv Dusak 1941-42, 46-51
 Frank Dwyer1892
 Jim Dwyer 1973-75, 77-78
 Eddie Dyer 1922-27

E

Bill Earley1986
 George Earnshaw1936
 Ed Easley2015
 Jack Easton1892
 Rawly Eastwick1977
 Johnny Echols1939
 Dennis Eckersley 1996-97
 Al Eckert1935
 David Eckstein 2005-07
 Joe Edelen1981
 Tommy Edman 2019-23
 Jim Edmonds 2000-07
 Johnny Edwards1968
 Wish Egan 1905-06
 Red Ehret1895
 Cal Eldred 2003-05
 Seth Elledge2020-21
 Harry Elliott1953, 55
 Jim Ellis1969
 Mark Ellis2014
 Rube Ellis 1909-12
 Bones Ely 1893-95
 Juan Encarnacion 2006-08
 Bill Endicott1946
 Del Ennis 1957-58
 Charlie Enwright1909
 Hal Epps1938, 40
 Eddie Erautt1953
 Duke Esper 1897-98
 Brian Esposito2007
 Chuck Essegian1959
 LeRoy Evans1897
 Steve Evans 1909-13
 Bryan Eversgerd 1994, 98
 Bob Ewing1912
 Reuben Ewing1921

F

Fred Fagin1895
 Ron Fairly 1975-76
 Pete Falcone 1976-78
 Brian Falkenborg2006-07
 George Fallon 1943-45

Harry Fanok 1963-64
 Doc Farrell1930
 John Farrell 1902-05
 Jeff Fassero 2002-03
 Jack Faszholz1953
 Pedro Feliz2010
 Bobby Fenwick1973
 Joe Ferguson1976
 José Fermín2013
 Junior Fernandez 2019-22
 Don Ferrarese1962
 Neil Fiala1981
 Chuckie Fick2012
 Bien Figueroa1992
 Chuck Finley2002
 Mike Fiore1972
 Sam Fisburn1919
 Bob Fisher 1918-19
 Chauncey Fisher1901
 Eddie Fisher1973
 Showboat Fisher1930
 Mike Fitzgerald1988
 Max Flack 1922-25
 Tom Flanagan1958
 Jack Flaherty 2017-23
 Curt Flood 1958-69
 Tim Flood1899
 Bernardo Flores, Jr.2021
 Randy Flores 2004-08
 Ben Flowers 1955-56
 Jake Flowers1923, 26,
31-32
 Rich Folkers 1972-74
 Curt Ford 1985-88
 Hod Ford1932
 Eric Fornataro2014
 Bob Forsch 1974-88
 Tony Fossas 1995-97
 Alan Foster 1973-74
 Jack Fournier 1920-22
 Dexter Fowler 2017-20
 Jesse Fowler1924
 Earl Francis1965
 Tito Francona 1965-66
 Charlie Frank 1893-94
 Fred Frankhouse 1927-30
 Micah Franklin1997
 Ryan Franklin 2007-11
 Herman Franks1939
 John Frascatore 1994-95,
97-98
 Willie Fraser1991
 George Frazier 1978-80
 Joe Frazier 1954-56
 Roger Freed 1977-79
 Sam Freeman 2012-14
 David Freese 2009-13
 Gene Freese1958
 Howard Freigau 1922-25
 Benny Frey1932
 Frankie Frisch 1927-37

Danny Frisella 1976
 Art Fromme 1906-08
 Eric Fryer2016-17
 Brian Fuentes2012
 John Fulgham 1979-80
 Chick Fullis1934, 36
 Rafael Furcal 2011-13
 Les Fusselman 1952-53

G

Gary Gaetti 1996-98
 Phil Gagliano 1963-70
 Del Gainer1922
 Fred Gaiser1908
 Andres Galarraga 1992
 John Gall 2005-06
 Mike Gallego 1996-97
 Giovanni Gallegos.. 2018-23
 Bad News Galloway1912
 Pud Galvin1892
 Bill Gannon1898
 John Gant 2017-21
 Ron Gant 1996-98
 Joe Garagiola 1946-51
 Adolis Garcia2018
 Greg Garcia 2014-18
 Jaime Garcia 2008, 10-16
 Luis García2021
 Danny Gardella1950
 Glenn Gardner1945
 Art Garibaldi1936
 Mike Garman 1974-75
 Debs Garms 1943-45
 Wayne Garrett1978
 John Gast2013
 Rich Gedman 1991-92
 Charley Gelbert 1929-32,
35-36
 Frank Genins1892
 Al Gettel1955
 Charlie Getzein1892
 Rube Geyer 1910-13
 Ray Giannelli 1995
 Bob Gibson 1959-75
 Billy Gilbert 1908-09
 Shawn Gilbert 1998
 George Gilham 1920-21
 Frank Gilhooley 1911-12
 Bernard Gilkey 1990-95
 Carden Gillenwater 1940
 George Gillpatrick 1898
 Hal Gilson1968
 Joe Girardi2003
 Dave Giusti1969
 Jack Glasscock 1892-93
 Troy Glaus 2008-09
 Tommy Glaviano 1949-52
 Kid Gleason 1892-94
 Bob Glenn1920
 Harry Glenn1915
 John Glenn1960



CARDINALS ALL-TIME PLAYER ROSTER (continued)

Danny Godby1974	H	Scott Hemond1995	John Houseman1897
Roy Golden 1910-11	Bob Habenicht.....1951	Charlie Hemphill.....1899	David Howard..... 1998-99
Paul Goldschmidt..... 2019-23	John Habyan..... 1994-95	Solly Hemus..... 1949-56, 59	Doug Howard..... 1975
Hal Goldsmith.....1929	Jim Hackett 1902-03	George Hendrick.. 1978-1984	Earl Howard 1918
Austin Gomber2018, 20	Luther Hackman..... 2000-02	Harvey Hendrick1932	Thomas Howard... 1999-2000
Marco Gonzales ..2014-15, 17	Harvey Haddix..... 1952-56	Tom Henke.....1995	Art Howe..... 1984-85
Jose Gonzalez1984	Chick Hafey1924-31	Roy Henshaw.....1938	Roland Howell.....1912
Julio Gonzalez..... 1981-82	Casey Hageman1914	Pat Hentgen2000	Bill Howerton 1949-51
Mike Gonzalez 1915-18,	Kevin Hagen..... 1983-84	Dustin Hernandez ...2001, 03	Al Hrabosky 1970-77
.....24-25, 31-32	Joe Hague..... 1968-72	Carlos Hernandez.....2000	Jimmy Hudgens1923
Bill Goodenough1893	Don Hahn1975	Keith Hernandez..... 1974-83	Rex Hudler 1990-92
Marv Goodwin... 1917, 19-22	Fred Hahn1952	Larry Herndon1974	Charles Hudson 1972
George Gore1892	Hal Haid.....1928-30	Tom Herr 1979-88	Dakota Hudson 2018-23
Herb Gorman1952	Ed Haigh.....1892	Iván Herrera 2022-23	Joe Hudson2019
Nolan Gorman..... 2022-23	Jesse Haines..... 1920-37	Neal Hertweck.....1952	Frank Huelsman..... 1897
Hank Gornicki.....1941	Charley Hall.....1916	Ed Heusser 1935-36	Chad Huffman.....2017
Julio Gotay 1960-62	Russ Hall1898	Mike Heydon1901	Miller Huggins 1910-16
Al Grabowski 1929-30	Bill Hallahan ...1925-26, 29-36	Jason Heyward2015	Dick Hughes 1966-68
Mike Grady..... 1897,1904-06	Bill Hallman 1897	Jim Hickman.....1974	Terry Hughes 1973
Alex Grammas 1954-56,	Dave Hamilton.....1978	Jim Hicks1969	Tom Hughes.....1959
.....59-62	Mark Hamilton..... 2010-11	Jordan Hicks 2018-23	Tim Hughey1898, 1900
Wayne Granger.....1968, 73	Josh Hancock.....2006-07	Irv Higginbotham . 1906, 08-09	Tim Hulett.....1995
Mudcat Grant1969	Fred Haney1929	Dennis Higgins..... 1971-72	Rudy Hulswitt 1909-10
Mark Grater1991	Larry Haney.....1973	Festus Higgins 1909-10	Bob Humphreys 1963-64
Dick Gray.....1959-60	J.A. Happ.....2021	Andy High..... 1928-31	Ben Hunt1913
Bill Greason.....1954	Dan Haren 2003-04	Palmer Hildebrand1913	Joel Hunt 1931-32
David Green..... 1981-84, 87	Dick Harley..... 1897-98	Tom Hilgendorf..... 1969-70	Randy Hunt1985
Gene Green 1957-59	Bob Harmon 1909-13	Carmen Hill 1929-30	Ron Hunt1974
Scarborough Green.....1997	Chuck Harmon 1956-57	Hugh Hill1904	Brian Hunter.....1998
Khalil Greene2009	Brian Harper.....1985	Ken Hill 1988-91, 1995	Herb Hunter.....1921
Tyler Greene2009-12	George Harper.....1928	Marc Hill 1973-74	Steve Huntz1967, 69
Nick Greenwood 2014-15	Jack Harper1900-01	Steven Hill2010, 12	Walter Huntzinger 1926
Luke Gregerson 2018-19	Ray Harrell 1935, 37-38	Howard Hilton.....1990	Clint Hurdle1986
Bill Greif1976	Mitch Harris2015	John Himes 1905-06	Scott Hurst.....2021
Randal Grichuk 2014-17	Vic Harris1976	Sterling Hitchcock2003	Chad Hutchinson2001
Tim Griesenbeck.....1920	Bill Hart.....1896-97	Bruce Hitt1917	Bill Hutchison1897
Tom Grieve1979	Bo Hart 2003-04	Glen Hobbie1964	Ira Hutchinson 1940-41
Sandy Griffin1893	Chuck Hartenstein1970	Ed Hock 1920	Ham Hyatt 1915
Bob Grim1960	Fred Hartman1897, 1902	Art Hoelskoetter 1905-08	Pat Hynes.....1903
Burleigh Grimes 1930-31,	Andy Hassler..... 1984-85	Joe Hoerner 1966-69	
.....33-34	Marcus Hatley2015	Jarrett Hoffpauir2009	I
John Grimes.....1897	Grady Hatton.....1956	Marty Hogan..... 1894-95	Dane Iorg.....1977-84
Charlie Grimm1918	Arnold Hauser 1910-13	Aaron Holbert1996	Walt Irwin.....1921
Dan Griner..... 1912-16	Bill Hawke..... 1892-93	Greg Holland.....2018	Jason Isringhausen ...2002-08
Marv Grissom.....1959	Blake Hawksworth ... 2009-10	Mul Holland 1929	Cesar Izturis2008
Dick Groat 1963-65	Pink Hawley 1892-94	Matt Holiday 2009-16	
Johnny Grodzicki1941,	Jeremy Hazelbaker.....2016	Ed Holly 1906-07	J
.....46-47	Doc Hazleton.....1902	Wattie Holm..... 1924-29, 32	Ray Jablonski.... 1953-54, 59
Mark Grudzielanek.....2005	Francis Healy1934	Darren Holmes.....2000	Al Jackson 1966-67
Joe Grzenda.....1972	Bunny Hearn 1910-11	H. Ducky Holmes 1906	Danny Jackson 1995-97
Mario Guerrero.....1975	Jim Hearn 1947-50	J. Ducky Holmes1898	Edwin Jackson2011
Pedro Guerrero 1988-92	Mike Heath.....1986	Rick Honeycutt..... 1996-97	Larry Jackson 1955-62
Lee Guetterman.....1993	Cliff Heathcote..... 1918-22	Don Hood1980	Mike Jackson 1971
Preston Guilmet2018	Jack Heidemann1974	Sis Hopkins1907	Ryan Jackson..... 2012-13
Mike Gulan1997	Emmet Heidrick... 1899-1901	Johnny Hopp..... 1939-45	Elmer Jacobs 1919-20
Harry Gumbert 1941-44	Don Heinkel.....1989	Bill Hopper..... 1913-14	Tony Jacobs.....1955
Joe Gunson1893	Tom Heintzelman.... 1973-74	Bob Horner.....1988	Bob James1909
Don Gutteridge..... 1936-40	Bob Heise1974	Rogers Hornsby... 1915-26, 33	Charlie James 1960-64
Santiago Guzman ... 1969-72	Clarence Heise.....1934	Oscar Horstmann.... 1917-19	Mike James 2000-01
Jedd Gyorko..... 2016-19	Rick Heiserman.....1999	Rick Horton ... 1984-87, 89-90	Hal Janvrin 1919-21
	Ryan Helsley..... 2019-23	Paul Householder1984	Kevin Jarvis.....2005



CARDINALS ALL-TIME PLAYER ROSTER (continued)

Hi Jasper1916
 Larry Jaster 1965-68
 Julian Javier 1960-71
 Jon Jay 2010-15
 Hal Jeffcoat 1959
 Gregg Jefferies..... 1993-94
 Marcus Jensen..... 1999
 Jose Jimenez 1998-99
 Kelvin Jimenez 2007-08
 Adam Johnson 1918
 Alex Johnson..... 1966-67
 Billy Johnson 1951-53
 Bob Johnson 1969
 Dan Johnson 2015
 Darrell Johnson..... 1960
 Jerry Johnson 1970
 Ken Johnson 1947-50
 Lance Johnson..... 1987
 Mark Johnson..... 2008
 Rob Johnson 2013
 Si Johnson 1936-38
 Syl Johnson 1926-33
 Tyler Johnson 2005-08
 Cowboy Jones 1899-1901
 Gordon Jones 1954-56
 Howie Jones..... 1921
 Nippy Jones 1946-51
 Red Jones 1940
 Sam Jones 1957-58, 63
 Tim Jones..... 1988-93
 Bubber Jonnard 1929
 Brian Jordan 1992-98
 Mike Jorgensen..... 1984-85
 Felix Jose 1990-92
 Kevin Joseph..... 2002
 Jimmy Journell 2003, 05
 Lyle Judy 1935
 Al Jurisich 1944-45
 Skip Jutze 1972

K

Jim Kaat 1980-83
 Rob Kaminsky 2020
 Ed Karger 1906-08
 Jason Karnuth 2001
 Eddie Kasko 1957-58
 Ray Katt 1956, 58-59
 Tony Kaufmann..... 1927-28,
 30-31, 35
 Marty Kavanagh..... 1918
 Eddie Kazak 1948-52
 Bob Keely 1944-45
 Vic Keen 1926-27
 Jeff Keener..... 1982-83
 Randy Keisler 2007
 Bill Keister 1900
 John Kelleher 1912
 Mick Kelleher..... 1972-73, 75
 Alex Kellner 1959
 Win Kellum 1905
 Bill Kelly 1910
 Carson Kelly..... 2016-18

John Kelly 1907
 Joe Kelly 2012-14
 Pat Kelly 1998
 Adam Kennedy 1999,
 2007-08
 Jim Kennedy 1970
 Terry Kennedy..... 1978-80
 Matt Keough..... 1985
 Kurt Kephshire 1984-86
 George Kernek..... 1965-66
 Don Kessinger..... 1976-77
 Dean Kiekhefer 2016
 Darryl Kile 2000-02
 Paul Kilgus 1993
 Kwang Hyun Kim 2020-21
 Newt Kimball 1940
 Hal Kime 1920
 Wally Kimmick..... 1919
 Ellis Kinder 1956
 Charlie King..... 1959
 Curtis King..... 1997-99
 Jim King..... 1957
 John King 2023
 Lynn King 1935-36, 39
 Ray King..... 2004-05
 Walt Kinlock 1895
 Josh Kinney..... 2006-09
 Tom Kinslow..... 1898
 Matt Kinzer 1989
 Mike Kircher 1920-21
 Bill Kissinger..... 1895-97
 Lou Klein 1943, 45-46, 49
 Nub Kleinke..... 1935, 37
 Ron Kline 1960
 Steve Kline 2001-04
 Rudy Kling 1902
 Clyde Klutz 1946
 Alan Knicely 1986
 Jack Knight..... 1922
 Andrew Knizner..... 2019-23
 Mike Knode 1920
 Darold Knowles..... 1979-80
 Willis Koenigsmark..... 1919
 Gary Kolb 1960, 62-63
 Erik Komatsu..... 2012
 Ed Konetsky..... 1907-13
 Jim Konstanty..... 1956
 George Kopshaw 1923
 George Kottaras..... 2014
 Ernie Koy 1940-41
 Pete Kozma..... 2011-15
 Lew Krausse 1973
 Kurt Krieger 1949, 51
 Howie Krist 1937-38,
 41-43, 46
 Otto Krueger 1900-02
 Ted Kubiak 1971
 Willie Kuehne 1892
 Ryan Kurosaki..... 1975
 Whitey Kurowski 1941-49
 Bob Kuzava 1957

L

Mike Laga..... 1986-88
 Lerrin LaGrow 1976
 John Lackey 2014-15
 Jeff Lahti 1982-86
 Gerald Laird 2011
 Eddie Lake 1939-41
 Steve Lake 1986-88
 Bud Lally..... 1897
 Jack Lamabe..... 1967
 Fred Lamline 1915
 Tom Lampkin 1997-98
 Les Lancaster..... 1993
 Hobie Landrith..... 1957-58
 Don Landrum 1960-62
 Tito Landrum 1980-87
 Don Lang 1948
 Max Lanier 1938-46, 49-51
 Ray Lankford.. 1990-2001, 04
 Paul LaPalme 1955-56
 Dave LaPoint..... 1981-84, 87
 Ralph LaPointe..... 1948
 Bob Larmore 1918
 Jason LaRue 2008-10
 Lyn Lary..... 1939
 Don Lassetter..... 1957
 Arlie Latham 1896
 Mike LaValliere..... 1985-86
 Doc Lavan 1919-24
 Tom Lawless 1985-88
 Brooks Lawrence 1954-55
 Casey Lawrence 2023
 Kyle Leahy 2023
 Tom Leahy 1905
 Mike Leake 2016-17
 Wade LeBlanc..... 2021
 Leron Lee 1969-71
 Manuel Lee 1995
 Jim Lentine 1978-80
 Leonard 1892
 Dominic Leone 2018-19
 Barry Lersch 1974
 Roy Leslie..... 1919
 Jon Lester..... 2021
 Dan Lewandowski..... 1951
 Bill Lewis 1933
 Johnny Lewis 1964
 Sixto Lezcano..... 1981
 Matthew Liberatore . 2022-23
 Don Liddle 1956
 Gene Lillard 1940
 Bob Lillis 1961
 Mike Lincoln 2004
 Johnny Lindell 1950
 Jim Lindeman..... 1986-89
 Jim Lindsey 1929-34
 Royce Lint 1954
 Larry Lintz..... 1975
 Frank Linzy 1970-71
 Mark Littell 1978-82
 Jeff Little 1980
 Mark Little..... 1998

Dick Littlefield 1956
 John Littlefield 1980
 Carlisle Littlejohn..... 1927-28
 Danny Litwhiler... 1943-44, 46
 Paddy Livingston..... 1917
 Scott Livingstone..... 1997
 Lawrence "Bobby" Locke
 1962
 Whitey Lockman 1956
 Bill Lohrman 1942
 Kyle Lohse 2008-12
 Geoff Long..... 1963-64
 Tommy Long 1915-17
 BradenLooper 1998,
 2006-08
 Art Lopatka..... 1945
 Aurelio Lopez 1978
 Felipe López..... 2008, 10
 Irving Lopez..... 2023
 Joe Lotz..... 1916
 Lynn Lovenguth 1957
 John Lovett..... 1903
 Grover Lowdermilk... 1909, 11
 Lou Lowdermilk..... 1911-12
 Sean Lowe 1997-98
 Peanuts Lowrey 1950-54
 Josh Lucas 2017
 Con Lucid..... 1897
 Eric Ludwick 1996-97
 Ryan Ludwick 2007-10
 Bill Ludwig 1908
 Larry Luebbers..... 1999
 Julio Lugo 2009
 Hector Luna 2004-06
 Memo Luna 1954
 Ernie Lush 1910
 Johnny Lush..... 1907-10
 Lance Lynn 2011-17
 Bill Lyons 1983-84
 Denny Lyons 1895
 George Lyons..... 1920
 Hersh Lyons 1941
 Tyler Lyons 2013-18

M

Bob Mabe 1958
 John Mabry ... 1994-98, 2001,
 04-05
 Mike MacDougal 2010
 Ken MacKenzie 1963
 Evan MacLane 2010
 Johnny Mackinson 1955
 Lonnie Maclin 1993
 Max Macon 1938
 Bill Magee..... 1901
 Lee Magee 1911-14
 Sal Maglie..... 1958
 Joe Magrane... 1987-90, 92-93
 Art Mahaffey..... 1966
 Mike Mahoney..... 1898
 Mike Mahoney..... 2005
 Duster Mails 1925-26



CARDINALS ALL-TIME PLAYER ROSTER (continued)

Jim Mallory.....1945	Mick McDermott.....1961	Charlie Miller 1913-14	Les Munns.....1936
Gus Mancuso 1928, 30-32, 41-42	Mike McDermott.....1897	Doggie Miller 1894-95	Yairo Muñoz..... 2018-19
Seth Maness 2013-16	Keith McDonald..... 2000-01	Dots Miller 1914-17, 19	Steve Mura.....1982
Les Mann 1921-23	John McDougal..... 1895-96	Dusty Miller.....1899	Simmy Murch 1904-05
Fred Manrique.....1986	Sandy McDougal.....1905	Eddie Miller.....1950	Tim Murchison.....1917
Rabbit Maranville 1927-28	Will McEnaney1979	Elmer Miller1912	Wilbur Murdoch.....1908
Walt Marbet.....1913	Joe McEwing..... 1998-99	Justin Miller2021	Ed Murphy..... 1901-03
Marty Marion 1940-50	Guy McFadden1895	Kohly Miller.....1892	Howard Murphy.....1909
Roger Maris..... 1967-68	Chappie McFarland... 1902-06	Shelby Miller..... 2012-14	John Murphy1902
Fred Marolewski.....1953	T.J. McFarland..... 2021-22	Stu Miller 1952-54, 56	Mike Murphy.....1912
Mike Maroth2007	Ed McFarland..... 1896-97	Trever Miller 2009-11	Morgan Murphy..... 1896-97
Jason Marquis 2004-06	Dan McGann..... 1900-01	Buster Mills1934	Rob Murphy..... 1993-94
Eli Marrero..... 1997-2003	Bill McGee..... 1935-41	Larry Milton.....1903	Tom Murphy1973
Charlie Marshall1941	Willie McGee...1982-90, 96-99	Minnie Mino.....1962	Red Murray1906-08
Doc Marshall 1906-08	Dan McGeehan.....1911	Clarence Mitchell..... 1928-30	Stan Musial .. 1941-44, 46-63
Joe Marshall1906	Jim McGinley..... 1904-05	Johnny Mize 1936-41	Bert Myers1896
Victor Marte..... 2012-13	Lynn McGlothen..... 1974-76	Vinegar Bend Mizell 1952- 53, 56-60	Hy Myers1923-25
Freddie Martin ... 1946, 49-50	Stoney McGlynn..... 1906-08	Herb Moford1955	Lynn Myers..... 1938-39
John Martin 1980-83	Bob McGraw 1927	Mike Mohler..... 1999-2000	
Morrie Martin..... 1957-58	John McGraw1900	Gabe Molina..... 2002-03	N
Pepper Martin... 1928, 30-40, 44	Tom McGraw1997	Yadier Molina 2004-22	Mike Nagy1973
Stu Martin 1936-40	Terry McGriff1994	Fritz Mollwitz..... 1919	Sam Nahem1941
Carlos Martinez..... 2013-21	Mark McGrillis1892	Jordan Montgomery.. 2022-23	James Naile 2022-23
José Martínez..... 2016-19	Mark McGwire..... 1997-2001	Wally Moon 1954-58	Sam Narron 1935, 42-43
Marty Martinez1972	Austin McHenry..... 1918-22	Jim Mooney 1933-34	Chris Narveson.....2006
Silvio Martinez..... 1978-81	Otto McIvor..... 1911	Donnie Moore.....1980	Ken Nash 1914
Teddy Martínez1975	Cody McKay.....2004	Gene Moore 1933-35	Packy Naughton..... 2022-23
Tino Martínez 2002-03	Ed McKean..... 1899	Randy Moore1937	Mike Naimick.....1944
Ernie Mason1894	Michael McKenry2016	Terry Moore.. 1935-42, 46-48	John Nelson2006
Justin Masterson.....2014	Ralph McLaurin.....1908	Tommy Moore.....1975	Mel Nelson 1960, 68-69
Mike Matheny..... 2000-04	Larry McLean 1904, 13	Whitey Moore.....1942	Rocky Nelson 1949-51, 56
Joe Mather2008, 10	Jerry McNertney..... 1971-72	Jerry Morales1978	Pat Neshek.....2014
Greg Mathews... 1986-88, 90	Larry McWilliams..... 1988	Bill Moran1892	Juan Nicasio.....2017
T.J. Mathews ... 1995-97, 2001	Lee Meadows..... 1915-19	Charley Moran..... 1903, 08	Art Nichols..... 1901-03
Mike Matthews 2000-02	Joe Medwick 1932-40, 47-48	Forrest More..... 1909	Kid Nichols 1904-05
Wally Mattick1918	Ryan Meisinger2020	Bobby Morgan.....1956	Charles Niebergall..... 1921, 23-24
Steven Matz 2022-23	Adalberto Mejia 2019	Eddie Morgan1936	Tom Niedenfuer 1990
Gene Mauch.....1952	Alex Mejia2017	Joe Morgan1964	Dick Niehaus 1913-15
Harry Maupin.....1898	Miguel Mejia1996	Mike Morgan 1995-96	Bert Niehoff1918
Dal Maxvill 1962-72	Roberto Mejia1997	Gene Moriarity.....1892	Bob Nieman 1960-61
Jakie May 1917-21	Sam Mejias1976	Max Moroff2021	Tom Nieto.....1984-85
Mike Mayers 2016-19	Luis Melendez 1970-76	John Morris 1986-90	Tom Niland.....1896
Jack McAdams.....1911	Steve Melter1909	Matt Morris 1997-98, 2000-05	John Nogowski..... 2020-21
Ike McAuley.....1917	Ted Menze 1918	Walter Morris..... 1908	Pete Noonan 1906-07
Bake McBride..... 1973-77	Óscar Mercado.....2023	Hap Morse.....1911	Lars Nootbaar 2021-23
George McBride..... 1905-06	John Mercer1912	Clayton Mortensen.....2009	Irv Noren 1957-59
Pete McBride.....1899	Kent Mercker 1998-99	Walt Moryn 1960-61	Fred Norman 1970-71
Joe McCarthy.....1906	Lloyd Merritt.....1957	Brandon Moss..... 2015-16	Bud Norris2018
Lew McCarty 1920-21	Sam Mertes1906	Jason Motte..... 2008-14	Lou North..... 1917, 20-24
Tim McCarver 1959-61, 63-69, 73-74	Steve Mesner1941	Taylor Motter.....2023	Ron Northey 1947-49
Pat McCauley.....1893	Clarence Metzger.....1977	Mike Mowrey..... 1909-13	Joe Nossek 1969-70
Kyle McClellan 2008-12	Ed Mickelson.....1950	Jamie Moyer.....1991	Abraham Núñez.....2005
Bob McClure 1991-92	Larry Mikkelsen.....1968	Heinie Mueller 1920-26	Howie Nunn..... 1959
Billy McCool 1970	Miles Mikolas..... 2018-23	Billy Muffett 1957-58	Rich Nye.....1970
Jim McCormick1892	Eddie Miksis1957	Edward Mujica..... 2012-13	
Harry McCurdy 1922-23	Aaron Miles 2006-08, 10	Mark Mulder 2005-08	O
Lindy McDaniel..... 1955-62	Andrew Miller 2019-21	Jerry Mumphrey 1974-79	Rebel Oakes 1910-13
Von McDaniel..... 1957-58	Bob Miller 1957, 59-61	George Munger..... 1943-44, 46-52	Ken Oberkfell 1977-84
	Brad Miller2020		Dan O'Brien..... 1978-79
			Johnny O'Brien.....1958



CARDINALS ALL-TIME PLAYER ROSTER (continued)

Drew Rom2023 55-57	Bob Skinner..... 1964-66	Eddie Stanky 1952-53
Johnny Romano.....1967	Red Schoendienst . 1945-56,	Gordon Slade.....1933	Cody Stanley.....2015
J.C. Romero.....2012 61-63	Jack Slattery.....1906	Harry Stanton.....1900
JoJo Romero..... 2022-23	Dick Schofield 1953-58,	Enos Slaughter.....1938-42,	Ray Starr1932
Austin Romine.....202268, 71 46-53	Nick Stavinoha..... 2008-10
John Romonosky1953	Ossee Schreckengost...1899	Heathcliff Slocumb.....2000	Gene Stechschulte... 2000-02
Marc Ronan.....1993	Pop Schriver.....1901 1999-2000	Bill Steele.....1910-14
Angel Rondón 2021-22	Max Schrock2020	Bill Smith 1958-59	Bob Steele.....1916-17
Jorge Rondón.....2014	Heinny Schuble..... 1927, 36	Bob Smith.....1957	Bill Stein.....1972-73
José Rondón.....2021	Johnny Schulte.....1927	Bobby Gene Smith.. 1957-59,	Jake Stenzel.....1898-99
Gene Roof.....1981-83	Barney Schultz... 1955, 63-6562	Ray Stephens.....1990-91
Jorge Roque..... 1970-72	Buddy Schultz..... 1977-79	Bryn Smith.....1990-92	Bobby Stephenson.....1955
Alberto Rosario2016-17	Joe Schultz.....1919-24	Bud Smith.....2001-02	Garrett Stephenson.....
Mike Rose.....2006	Walt Schulz1920	Charley Smith.....1966 1999-2000, 02-03
Trevor Rosenthal 2012-17	Skip Schumaker..... 2005-12	Earl Smith.....1928-30	Stuffy Stewart..... 1916-17
Tyson Ross2018	Ferdie Schupp..... 1919-21	Frank Smith.....1955	Kelly Stinnett.....2007
Jack Rothrock 1934-35	Lou Scoffice.....1936	Fred Smith.....1917	Bob Stinson.....1971
Stan Royer1991-94	George Scott.....1920	Germany Smith.....1898	Chuck Stobbs.....1958
Dave Rucker1983-84	Tony Scott1977-81	Hal Smith.....1956-61	Milt Stock.....1919-23
Ken Rudolph1975-76	Xavier Scruggs.....2014-15	Jack Smith.....1915-26	Dean Stone1959
Jack Russell.....1940	Scott Seabol.....2005	Jud Smith1893	Tige Stone.....1923
Paul Russell1894	Kim Seaman.....1979-80	Keith Smith.....1979-80	Alan Storke.....1909
Brendan Ryan2007-10	Diego Segui.....1972-73	Lee Smith1990-93	Todd Stottlemyre.....1996-98
J. Ryan1895	Epp Sell1922-23	Lonnie Smith1982-85	Allyn Stout.....1931-33
John Ryan1901-03	Carey Selph1929	Ozzie Smith.....1982-96	Chris Stratton2022-23
Mike Ryba1935-38	Walter Sessi.....1941, 46	Reggie Smith.....1974-76	Gabby Street.....1931
Marc Rzepczynski..... 2011-13	Jimmy Sexton.....1983	Tom Smith.....1898	Cub Stricker1892
	Mike Shannon1962-70	Travis Smith2002	Joe Stripp1938
	Spike Shannon.....1904-06	Wally Smith1911-12	Johnny Stuart.....1922-25
	Wally Shannon.....1959-60	Willie Smith.....1994	John Stuper.....1982-84
	Bobby Shantz.....1962-64	John Smoltz2009	Andrew Suárez.....2023
	Al Shaw1907-09	Homer Smoot1902-06	Willie Sudhoff 1897-1901
	Don Shaw.....1971-72	Red Smyth1917-18	Joe Sugden1898
	Danny Shay.....1904-05	Frank Snyder..... 1912-19, 27	Harry Sullivan.....1909
	Gerry Shea.....1905	Miguel Socolovich ... 2015-17	Joe Sullivan.....1896
	Danny Sheaffer1995-97	Clint Sodowsky.....1999	Suter Sullivan.....1898
	Jimmy Sheekard1913	Ray Soff.....1986-87	Kid Summers.....1893
	Biff Sheehan..... 1895-96	Miguel Socolovich ... 2015-16	Tom Sunkel1937, 39
	Ray Shepardson1924	Eddie Solomon.....1976	Jeff Suppan..... 2004-06, 10
	Bill Sherdel 1918-30, 32	Lary Sorensen.....1981	Max Surkont.....1956
	Ryan Sherriff2017-18	Edmundo Sosa2018-22	Rick Sutcliffe.....1994
	Tim Sherrill1990-91	Elias Sosa1975	Gary Sutherland.....1978
	Charlie Shields.....1907	Jorge Sosa2006	Bruce Sutter1981-84
	Vince Shields1924	Allen Sothoron..... 1924-26	Jack Sutthoff1899
	Ralph Shiners.....1925	Billy Southworth... 1926-27, 29	Johnny Sutton.....1977
	Bob Shirley.....1981	Cory Spangenberg 2022	Larry Sutton.....2000-01
	Burt Shotton..... 1919-23	Chris Speier1984	Mark Sweeney 1995-97
	Clyde Shoun.....1938-42	Daryl Spencer1960-61	Charlie Swindells.....1904
	Chasen Shreve2018-19	Ed Spiezo1964-68	Steve Swisher 1978-80
	Frank Shugart 1893-94	Scott Spiezio2006-07	Bob Sykes.....1979-81
	Michael Siani.....2023	Scipio Spinks.....1972-73	
	Dick Siebert.....1937-38	Ed Sprague1973	
	Sonny Siebert.....1974	Jack Spring1964	
	Kevin Siegrist2013-17	Russ Springer 2003, 07-08	
	Magneuris Sierra.....2017	Joe Sprinz1933	
	Curt Simmons..... 1960-66	Tuck Stainback.....1938	
	Ted Simmons.....1968-80	Gerry Staley1947-54	
	Jason Simontacchi... 2002-04	Harry Staley1895	
	Dick Simpson.....1968	Tracy Stallard1965-66	
	Dick Sisler 1946-47, 52-53	Virgil Stallcup..... 1952-53	
	Ted Sizemore..... 1971-75	Pete Standridge1911	

S

Chris Sabo1995
Ray Sadecki 1960-66, 75
Bob Sadowski1960
Fernando Salas..... 2010-13
Mark Salas1984
Slim Sallee 1908-16
Ike Samuls1895
Ali Sánchez.....2021
Eduardo Sanchez 2011-12
Orlando Sanchez 1981-83
Ricardo Sánchez.....2020
Ray Sanders1942-45
Reggie Sanders 2004-05
War Sanders 1903-04
Rafael Santana1983
Al Santorini..... 1971-73
Bill Sarni 1951-52, 54-56
Luis Satteria 2000-01
Ed Sauer1949
Hank Sauer1956
Ted Savage.....1965-67
Carl Sawatski 1960-63
Steve Scarone.....1997
Jimmie Schaffer 1961-62
Bobby Schang.....1927
Bob Scheffing.....1951
Carl Scheib.....1954
Richie Scheinblum1974
Bill Schindler.....1920
Freddy Schmidt. 1944, 46-47
Walter Schmidt.....1925
Willard Schmidt 1952-53,

T

Jeff Tabaka2001
So Taguchi 2002-07
Brian Tallet.....2011
John Tamargo..... 1976-78
Travis Tartamella2015
Lee Tate 1958-59
Fernando Tatis..... 1998-2000
Don Taussig.....1961
Julian Tavarez.....2004-05



CARDINALS ALL-TIME PLAYER ROSTER (continued)

Oscar Taveras.....2014
 Carl Taylor.....1970
 Chuck Taylor.....1969-71
 Ed Taylor.....1903
 Jack Taylor.....1898
 Jack Taylor.....1904-06
 Joe Taylor.....1958
 Ron Taylor.....1963-65
 Bud Teachout.....1932
 Patsy Tebeau.....1899-1900
 Ruben Tejada.....2016
 Garry Templeton.....1976-81
 Gene Tenace.....1981-82
 Ryan Tepera.....2023
 Greg Terlecky.....1975
 Scott Terry.....1987-91
 Dick Terwilliger.....1932
 Bob Tewksbury.....1989-1994
 Moe Thacker.....1963
 Ryan Theriot.....2011
 Tommy Thevenow...1924-28
 Jake Thielman.....1905-06
 Lane Thomas.....2019-21
 Roy Thomas.....1978-80
 Tom Thomas.....1899-1900
 Brad Thompson.....2005-09
 Gus Thompson.....1906
 Mark Thompson...1999-2000
 Mike Thompson.....1973-74
 Milt Thompson.....1989-92
 Zack Thompson.....2022-23
 John Thornton.....1892
 Joe Thurston.....2009
 Bobby Tiefenauer.....1952,
55, 61
 Mike Timlin.....2000-02
 Bud Tinning.....1935
 Jess Todd.....2009
 Bobby Tolan.....1965-68
 Brett Tomko.....2003
 Fred Toney.....1923
 Specs Toporcer.....1921-28
 Joe Torre.....1969-74
 Mike Torrez.....1967-71
 Paul Toth.....1962
 Harry Trekill.....1913
 Coaker Triplett.....1941-43
 Bill Trotter.....1944
 Tommy Tucker.....1898
 John Tudor.....1985-88, 90
 Oscar Tuero.....1918-20
 Sam Tuivailala.....2014-18
 Lee Tunnell.....1987
 Tuck Turner.....1896-98
 Old Hoss Twineham..1893-94
 Mike Tyson.....1972-79

U

Bob Uecker.....1964-65
 Tom Underwood.....1977
 Jack Urban.....1959

Tom Urbani.....1993-96
 John Urrea.....1977-80
 Lou Ury.....1903

V

Raul Valdes.....2011
 Benny Valenzuela.....1958
 Fernando Valenzuela.....1997
 Breyvic Valera.....2017
 Dazzy Vance.....1933-34
 Bill Van Dyke.....1892
 John Vann.....1913
 Jay Van Noy.....1951
 Andy Van Slyke.....1983-86
 Emil Verban.....1944-46
 Dave Veres.....2000-02
 Johnny Vergez.....1936
 Drew VerHagen.....2022-23
 Emil Vick.....1922, 24-26
 Carlos Villanueva.....2015
 Hector Villanueva.....1993
 Ron Villone.....2008
 Fernando Viña.....2000-03
 Bob Vines.....1924
 Bill Virdon.....1955-56
 Jose Vizcaino.....2006
 Luke Voit.....2017-18
 Dave Von Ohlen.....1983-84
 Bill Voss.....1972
 Pete Vuckovich.....1978-80

W

Michael Wacha.....2013-19
 Brandon Waddell.....2021
 Ben Wade.....1954
 Leon Wagner.....1960
 David Wainhouse.....2000
 Adam Wainwright.....2005-23
 Jordan Walden.....2015
 Bill Walker.....1933-36
 Duane Walker.....1988
 Harry Walker.....1940-43,
46-47, 50-51, 55
 Joe Walker.....1923
 Jordan Walker.....2023
 Larry Walker.....2004-05
 Roy Walker.....1921-22
 Tom Walker.....1976
 Bobby Wallace.....1899-1901
1917-18
 Mike Wallace.....1975-76
 Elliott Waller.....1980
 Denny Walling.....1988-90
 Jake Walsh.....2022
 P.J. Walters.....2009-11
 Dick Ward.....1935
 Cy Warmoth.....1916
 Lon Warneke.....1937-42
 John Warner.....1905
 Bill Warwick.....1925-26
 Carl Warwick.1961-62, 64-65

Ray Washburn.....1961-69
 Gary Waslewski.....1969
 Steve Waterbury.....1976
 George Watkins.....1930-33
 Allen Watson.....1993-95
 Mitt Watson.....1916-17
 Art Weaver.....1902-03
 Jeff Weaver.....2006
 Luke Weaver.....2016-18
 Skeeter Webb.....1932
 Tyler Webb.....2018-21
 Herm Wehmeier.....1956-58
 Bob Weiland.....1937-40
 Todd Wellemeier.....2007-09
 Kip Wells.....2007
 Perry Werden.....1892-93
 Bill Werle.....1952
 Jake Westbrook.....2010-13
 Wally Westlake.....1951-52
 Gus Weyhing.....1900
 Dick Wheeler.....1918
 Jim Whelan.....1913
 Pete Whisenant.....1955
 Lew Whistler.....1893
 Ade White.....1937
 Bill White.....1959-65, 69
 Ernie White.....1940-43
 Gabe White.....2005
 Hal White.....1953-54
 Jerry White.....1986
 Rick White.....2002
 Burgess Whitehead.1933-35
 Mark Whiten.....1993-1994
 Fred Whitfield.....1962
 Kodi Whitley.....2020-22
 Possum Whitted.....1912-14
 Bob Wicker.....1901-03
 Floyd Wicker.....1968
 Chris Widger.....2003
 Matt Wieters.....2019-20
 Ty Wigginton.....2013
 Bill Wight.....1958
 Fred Wigington.....1923
 Del Wilber.....1946-49
 Hoyt Wilhelm.....1957
 Denney Willie.....1911-12
 Rick Wilkins.....2000
 Ted Wilks.....1944-51
 Jerome Williams.....2016
 Jim Williams.....1966-67
 Justin Williams.....2020-21
 Otto Williams.....1902-03
 Stan Williams.....1971
 Steamboat Williams.1914, 16
 Woody Williams.....2001-04
 Howie Williamson.....1928
 Joe Willis.....1911-13
 Ron Willis.....1966-69
 Vic Willis.....1910
 Charlie Wilson....1932-33, 35
 Craig Wilson.....1989-92

Jimmie Wilson.....1928-33
 Owen Wilson.....1914-16
 Preston Wilson.....2006-07
 Zeke Wilson.....1899
 Jim Winford.....1932, 34-37
 Ivy Wingo.....1911-14
 Masyn Winn.....2023
 Randy Winn.....2010
 Tom Winsett.....1935
 Patrick Wisdom.....2018
 Rick Wise.....1972-73
 Corky Withrow.....1963
 Bobby Witt.....1998
 Nick Wittgren.....2022
 Chicken Wolf.....1892
 Harry Wolter.....1907
 Tony Womack.....2004
 Kolten Wong.....2013-20
 John Wood.....1896
 Gene Woodburn.....1911-12
 Hal Woodeshick.....1965-67
 Jim Woodford.....2020-23
 Tracy Woodson.....1992-93
 Frank Woodward.....1919
 Floyd Woodridge.....1955
 Mark Worrell.....2008
 Todd Worrell.....1985-89, 92
 Red Worthington.....1934
 Jamey Wright.....2002
 Mel Wright.....1954-55

Y

Esteban Yan.....2003
 Juan Yezpe.....2022-23
 Stan Yerkes.....1901-03
 Ray Yochim.....1948-49
 Babe Young.....1948
 Bobby Young.....1948
 Cy Young.....1899-1900
 Dmitri Young.....1996-97
 Gerald Young.....1994
 Joe B. Young.....1892
 Pep Young.....1941, 45
 Joel Youngblood.....1977
 Eddie Yuhas.....1952-53
 Sal Yvars.....1953-54

Z

Chris Zachary.....1971
 Elmer Zacher.....1910
 George Zackert.....1911-12
 Dave Zearfoss.....1904-05
 Todd Zeile.....1989-95
 Bart Zeller.....1970
 Eddie Zimmerman.....1906
 Ed Zmich.....1910-11
 Guillermo Zuñiga.....2023

CARDENALES ALL-TIME LATIN PLAYER ROSTER

Colombia

Nabil Crismatt.....2020
Óscar Mercado2023
Jose Quintana2022
Edgar Rentería..... 1999-2004
Guillermo Zuñiga.....2023

Cuba

René Arocha 1993-95
Randy Arozarena2019
Ed Bauta..... 1960-63
Ozzie Canseco 1992-93
José Cardenal 1970-1971
Mike Cuellar 1964
Aledmys Díaz 2016-17
Tony Fossas..... 1995-97
Adolis García.....2018
Mike Gonzalez 1915-18
Eli Marrero 1997-03
Marty Martínez 1972
Minnie Miñoso 1962
Bill Ortega.....2001
Johan Oviedo 2020-22
Brayan Peña2016
Rangel Ravelo..... 2019-20
Cookie Rojas..... 1970
Diego Seguí 1972-73
Oscar Tuero 1918-20
Raúl Valdés.....2011

Dominican Republic

Gibson Alba..... 1988
Sandy Alcántara.....2017
Matty Alou 1971-73
Joaquin Andujar 1981-85
Manny Aybar 1997-99
José Bautista.....1997
Miguel Batista.....2011
Pedro Borbon1980
Pedro Borbón Jr.2003
Génesis Cabrera..... 2019-22
Ramón Caraballo 1995
Maikel Cleto 2011-13
Alberto Castillo 1999
Cesar Cedeño 1985
Cesar Cedeño 1985
José DeLeón 1988-92
Octavio Dotel.....2011
Juan Encarnación 2006-07
Bien Figueroa..... 1992
Pedro Feliz2010
José Fermín2023

Junior Fernandez..... 2019-22
Rafael Furcal..... 2011-12
Luis García.....2021
Mario Guerrero.....1975
Pedro Guerrero 1988-92
Santiago Guzmán 1969-72
Julián Javier 1960-71
José Jiménez 1998-99
Kelvin Jiménez 2007-08
Félix José 1990-92
Julio Lugo2009
Manuel Lee1995
Héctor Luna 2004-05
Víctor Martí..... 2012-2013
Carlos Martínez..... 2013-2021
Ted Martínez 1975
Adalberto Mejía2019
Miguel Mejía1996
Roberto Mejía.....1997
Sam Mejias1976
Sivio Martínez..... 1978-81
Yairo Muñoz 2018-19
Juan Nicasio.....2017
Abraham Núñez2005
José Oliva1995
Diomedes Olivo.....1963
Marcell Ozuna 2018-19
Gerónimo Peña..... 1990-95
Francisco Peña2018
Tony Peña..... 1987-89
Timo Pérez.....2006
Plácido Polanco .. 1998-2001
Albert Pujols2001-11, '22
Audry Pérez 2013-14
Jhonny Peralta 2014-17
Alberto Reyes..... 2004-05
Nerio Rodríguez2002
Angel Rondon 2021-22
Alberto Rosario 2016-2017
Rafael Santana1983
Luis Saturria 2000-01
Magneuris Sierra.....2017
Elias Sosa1975
Jorge Sosa2006
Fernando Tatís..... 1998-2000
Julián Tavárez..... 2004-05
Óscar Taveras.....2014
José Uriba1984
Carlos Villanueva2015
José Vizcaino2006
Esteban Yan.....2003

Honduras

Gerald Young.....1994

Mexico

Juan Acevedo 1998-99
Ruben Amaro 1958
Rigo Beltrán1997
Jesus Cruz2020
Giovanny Gallegos... 2018-22
Jaime García 2008-16
Aurelio Lopez1978
Irving Lopez.....2023
Memo Luna1954
Vicente Palacios..... 1994-95
Dennys Reyes..... 2009-10
Ricardon Rincón2006
Fernando Salas..... 2010-13
Benny Valenzuela..... 1958
Fernando Valenzuela.....1997

Nicaragua

David Green 1981-84

Panama

Einar Díaz2005
Iván Herrera 2022-23
Tom Hughes.....1959
Edmundo Sosa .. 2018-19, 22
Rubén Tejada.....2016

Puerto Rico

Juan Agosto 1991
Luis Alicea 1988, 92-94
Luis Alvarado 1974
Luis Arroyo1955
Benny Ayala 1977
Carlos Beltrán 2012-13
Kiko Calero..... 2003-04
Orlando Cepeda..... 1966-68
Héctor Cruz 1973-77
Iván Cruz2002
José Cruz 1970-74
Tommy Cruz.....1973
Iván de Jesus 1985
Luis DeLeón 1981
Julio González..... 1981-82
Julio Gotay 1960-62
Sixto Lezcano..... 1981
Felipe López.....2008
Luis Melendez 1970-76
Yadier Molina 2004-22
Jerry Morales 1978

Ed Olivares..... 1960-61
Omar Olivares 1990-94
José Oquendo..... 1986-95
Orlando Peña.....1973
Mike Pérez 1990-94
Joel Piñeiro..... 2007-09
Milt Ramírez 1970-71
Jorge Roque..... 1970-72
José Rodríguez..... 2000-02
J.C. Romero2012
Orlando Sanchez 1981-83
Hector Villanueva..... 1993

Spain

Al Cabrera 1913

Venezuela

Miguel Cairo 2001-03, 07
Roger Cedeño..... 2004-05
Wilson Contreras.....2023
Victor Davalillo 1969-70
Andrés Galarraga..... 1992
Carlos Hernández2000
Cesar Izturis2008
Fred Manrique.....1986
José Martínez..... 2016-19
Edward Mujica..... 2012-13
Luis Ordaz 1997-99
Juniel Querecuto2023
Jorge Rondon.....2014
José Rondón2021
Ali Sánchez2021
Eduardo Sánchez 2011-12
Ricardo Sánchez.....2020
Miguel Socolovich 2015-17
Breyvic Valera2017

NEW



IT'S *Coca-Cola*[®]
ONLY SPICED

With Raspberry and Spiced Flavors.



**Proud Partner of
St. Louis Cardinals**

OFFICIAL BEER OF THE ST. LOUIS CARDINALS™

